



Geometry A

Content Standards

2016

Compiled using the Arkansas Mathematics Standards

Course Title: Geometry A
Course/Unit Credit: 1
Course Number: 431100
Teacher Licensure: Please refer to the Course Code Management System (<https://adedata.arkansas.gov/ccms/>) for the most current licensure codes.
Grades: 9-12
Prerequisite: Algebra I or Algebra A/B

Course Description: “The fundamental purpose of the course in Geometry is to formalize and extend students’ geometric experiences from the middle grades. Students explore more complex geometric situations and deepen their explanations of geometric relationships, moving towards formal mathematical arguments. Important differences exist between this Geometry course and the historical approach taken in Geometry classes. For example, transformations are emphasized early in this course. Close attention should be paid to the introductory content for the Geometry conceptual category found in the high school AMS.

This document was created to delineate the standards for this course in a format familiar to the educators of Arkansas. For the state-provided Algebra A/B, Algebra I, Geometry A/B, Geometry, and Algebra II documents, the language and structure of the Arkansas Mathematics Standards (AMS) have been maintained. The following information is helpful to correctly read and understand this document.

“**Standards** define what students should understand and be able to do.

Clusters are groups of related standards. Note that standards from different clusters may sometimes be closely related, because mathematics is a connected subject.

Domains are larger groups of related standards. Standards from different domains may sometimes be closely related.” - <http://www.corestandards.org/>

Standards do not dictate curriculum or teaching methods. For example, just because topic A appears before topic B in the standards for a given grade, it does not necessarily mean that topic A must be taught before topic B. A teacher might prefer to teach topic B before topic A, or might choose to highlight connections by teaching topic A and topic B at the same time. Or, a teacher might prefer to teach a topic of his or her own choosing that leads, as a byproduct, to students reaching the standards for topics A and B.

Notes:

1. Teacher notes offer clarification of the standards.
2. The Plus Standards (+) from the Arkansas Mathematics Standards may be incorporated into the curriculum to adequately prepare students for more rigorous courses (e.g., Advanced Placement, International Baccalaureate, or concurrent credit courses).
3. Italicized words are defined in the glossary.
4. All items in a bulleted list must be taught.
5. Asterisks (*) identify potential opportunities to integrate content with the modeling practice.

Geometry A

Domain	Cluster
Congruence	1. Investigate transformations in the plane
	2. Understand congruence in terms of rigid motions
	3. Apply and prove geometric theorems
	4. Make geometric constructions
	5. Logic and Reasoning
Similarity, Right Triangles, and Trigonometry	6. Understand similarity in terms of similarity transformations
Circles	7. Understand and apply theorems about circles
Expressing Geometric Properties with Equations	8. Translate between the geometric description and the equation of a conic section
	9. Use coordinates to prove simple geometric theorems algebraically
Modeling with Geometry	10. Apply geometric concepts in modeling situations

Geometry A

Domain: Congruence

- Cluster(s):
1. Investigate transformations in the plane
 2. Understand congruence in terms of rigid motions
 3. Apply and prove geometric theorems
 4. Make geometric constructions
 5. Logic and Reasoning

HSG.CO.A.1	1	Based on the undefined notions of <i>point</i> , <i>line</i> , <i>plane</i> , distance along a line, and distance around a circular <i>arc</i> , define: <ul style="list-style-type: none"> • <i>Angle</i> • <i>Line segment</i> • <i>Circle</i> • <i>Perpendicular lines</i> • <i>Parallel lines</i>
HSG.CO.A.2	1	<ul style="list-style-type: none"> • Represent <i>transformations</i> in the <i>plane</i> (e.g. using transparencies, tracing paper, geometry software) • Describe <i>transformations</i> as functions that take points in the <i>plane</i> as inputs and give other <i>points</i> as outputs • *Compare <i>transformations</i> that preserve distance and <i>angle</i> to those that do not. (e.g., translation versus dilation)
HSG.CO.A.3	1	Given a <i>rectangle</i> , <i>parallelogram</i> , <i>trapezoid</i> , or <i>regular polygon</i> , describe the <i>rotations</i> and <i>reflections</i> that carry it onto itself
HSG.CO.A.4	1	Develop definitions of <i>rotations</i> , <i>reflections</i> , and <i>translations</i> in terms of <i>angles</i> , <i>circles</i> , <i>perpendicular lines</i> , <i>parallel lines</i> , and <i>line segments</i>
HSG.CO.A.5	1	<ul style="list-style-type: none"> • Given a geometric figure and a <i>rotation</i>, <i>reflection</i>, or <i>translation</i>, draw the transformed figure, (e.g., using graph paper, tracing paper, miras, geometry software) • Specify a sequence of <i>transformations</i> that will carry a given figure onto another
HSG.CO.B.6	2	<ul style="list-style-type: none"> • Use geometric descriptions of <i>rigid motions</i> to transform figures and to predict the effect of a given <i>rigid motion</i> on a given figure • Given two figures, use the definition of congruence in terms of <i>rigid motions</i> to decide if they are <i>congruent</i>
HSG.CO.B.7	2	Use the definition of congruence in terms of rigid motions to show that two triangles are congruent if and only if corresponding pairs of sides and corresponding pairs of angles are congruent
HSG.CO.B.8	2	<p>Explain how the criteria for triangle congruence (ASA, SAS, and SSS) follow from the definition of congruence in terms of rigid motions.</p> <p>Investigate congruence in terms of rigid motion to develop the criteria for triangle congruence (ASA, SAS, AAS, SSS, and HL)</p> <p>Note: The emphasis in this standard should be placed on investigation.</p>
HSG.CO.C.9	3	<p>Apply and prove theorems about lines and angles</p> <p>Note: Theorems include but are not limited to: vertical angles are congruent; when a transversal crosses parallel lines, <i>alternate interior angles</i> are congruent and corresponding angles are congruent; points on a perpendicular bisector of a line segment are exactly those equidistant from the segment's endpoints.</p> <p>Note: Proofs are not an isolated topic and therefore should be integrated throughout the course.</p>

Geometry A

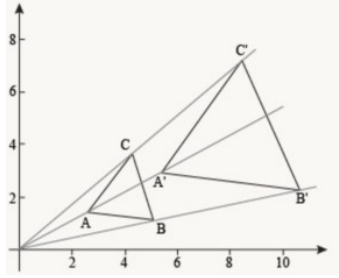
Domain: Congruence

- Cluster(s):
1. Investigate transformations in the plane
 2. Understand congruence in terms of rigid motions
 3. Apply and prove geometric theorems
 4. Make geometric constructions
 5. Logic and Reasoning

HSG.CO.C.10	3	<p>Apply and prove theorems about triangles</p> <p>Note: Theorems include but are not limited to: measures of interior angles of a triangle sum to 180°; base angles of isosceles triangles are congruent; the segment joining midpoints of two sides of a triangle is parallel to the third side and half the length; the medians of a triangle meet at a point.</p> <p>Note: Proofs are not an isolated topic and therefore should be integrated throughout the course.</p>
HSG.CO.C.11	3	<p>Apply and prove theorems about quadrilaterals</p> <p>Note: Theorems include but are not limited to relationships among the sides, angles, and diagonals of quadrilaterals and the following theorems concerning parallelograms: opposite sides are congruent, opposite angles are congruent, the diagonals of a parallelogram bisect each other, and conversely, rectangles are parallelograms with congruent diagonals.</p> <p>Note: Proofs are not an isolated topic and therefore should be integrated throughout the course.</p>
HSG.CO.D.12	4	<p>Make formal geometric constructions with a variety of tools and methods (compass and straightedge, string, reflective devices, paper folding, dynamic geometric software)</p> <p>Note: Constructions may include but are not limited to: copying a segment; copying an angle; bisecting a segment; bisecting an angle; constructing perpendicular lines, including the perpendicular bisector of a line segment; and constructing a line parallel to a given line through a point not on the line.</p> <p>Note: Constructions are not an isolated topic and therefore should be integrated throughout the course.</p>
HSG.CO.E.14	5	<p>Apply inductive reasoning and deductive reasoning for making predictions based on real world situations using:</p> <ul style="list-style-type: none"> • Conditional Statements (inverse, converse, and contrapositive) • Venn Diagrams <p>Note: This is not intended to be an isolated topic but instead to support concepts throughout the course.</p>

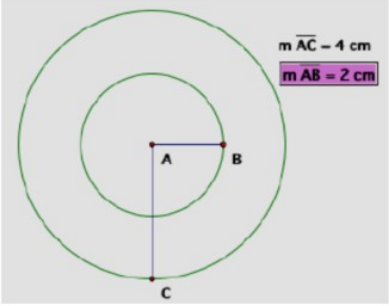
Domain: Similarity, Right Triangles, and Trigonometry

Cluster(s): 6. Understand similarity in terms of similarity transformations

<p>HSG.SRT.A.1</p>	<p>6</p>	<p>Verify experimentally the properties of dilations given by a center and a scale factor</p> <ul style="list-style-type: none"> • A dilation takes a line not passing through the center of the dilation to a parallel line, and leaves a line passing through the center unchanged • The dilation of a line segment is longer or shorter in the ratio given by the scale factor  <p>http://www.shmoop.com/common-core-standards/ccss-hs-g-srt-1a.html</p>
<p>HSG.SRT.A.2</p>	<p>6</p>	<p>Given two figures:</p> <ul style="list-style-type: none"> • Use the definition of similarity in terms of similarity transformations to determine if they are similar • Explain using similarity transformations the meaning of similarity for triangles as the equality of all corresponding pairs of angles and the proportionality of all corresponding pairs of sides
<p>HSG.SRT.A.3</p>	<p>6</p>	<p>Use the properties of similarity transformations to establish the AA~, SAS~, SSS~ criteria for two triangles to be similar</p>

Domain: Circles

Cluster(s): 7. Understand and apply theorems about circles

<p>HSG.C.A.1</p>	<p>7</p>	<p>Prove that all <i>circles</i> are similar</p>  <p>http://www.azed.gov/azcommoncore/files/2012/11/high-school-ccss-flip-book-usd-259-2012.pdf</p>
<p>HSG.C.A.2</p>	<p>7</p>	<p>Identify, describe, and use relationships among angles, radii, segments, lines, <i>arcs</i>, and <i>chords</i> as related to <i>circles</i></p> <p>Note: Examples include but are not limited to the following: the relationship between central, inscribed, and circumscribed angles and their intercepted arcs; angles inscribed in a semi-circle are right angles; the radius of a circle is perpendicular to a tangent line of the circle at the point of tangency.</p>

Geometry A

Domain: Expressing Geometric Properties with Equations

- Cluster(s): 8. Translate between the geometric description and the equation of a conic section
 9. Use coordinates to prove simple geometric theorems algebraically

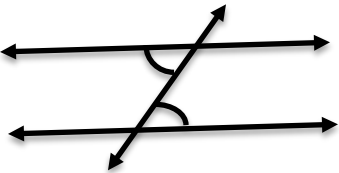



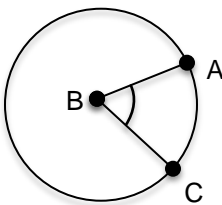
HSG.GPE.A.1	8	<ul style="list-style-type: none"> Derive the equation of a circle of given <i>center</i> and radius using the Pythagorean Theorem Complete the square to find the <i>center</i> and radius of a circle given by an equation <p>Note: Students should also be able to identify the center and radius when given the equation of a circle and write the equation given a center and radius.</p>
HSG.GPE.B.4	9	<p>Use coordinates to prove simple geometric theorems algebraically</p> <p>For example: Prove or disprove that a figure defined by four given points in the coordinate plane is a rectangle; prove or disprove that the point $(1, \sqrt{3})$ lies on the circle centered at the origin and containing the point $(0, 2)$.</p>
HSG.GPE.B.5	9	<ul style="list-style-type: none"> Prove the slope criteria for parallel and perpendicular lines Use the slope criteria for parallel and perpendicular lines to solve geometric problems <p>Note: Examples should include but are not limited to finding the equation of a line parallel or perpendicular to a given line that passes through a given point.</p>
HSG.GPE.B.6	9	<p>Find the midpoint between two given points; and find the endpoint of a line segment given the midpoint and one endpoint</p> <p>Note: An extension of this standard would be to find the point on a directed line segment between two given points that partitions the segment in a given ratio.</p>
HSG.GPE.B.7	9	<p>Use coordinates to compute perimeters of polygons and <i>areas</i> of triangles and rectangles</p> <p>Note: Examples should include, but are not limited using the distance formula and area of composite figures.</p>

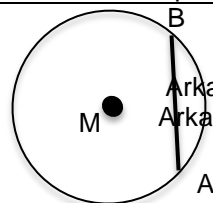
Domain: Modeling with Geometry

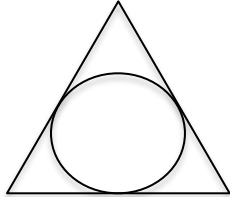
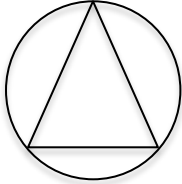
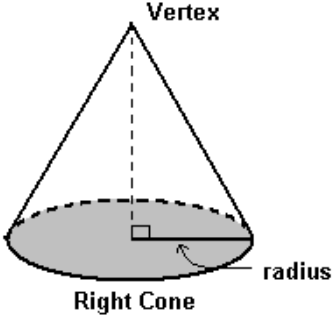
- Cluster(s): 10. Apply geometric concepts in modeling situations

HSG.MG.A.1	10	Use geometric shapes, their measures, and their properties to describe objects (e.g., modeling a tree trunk or a human torso as a cylinder)
HSG.MG.A.3	10	Apply geometric methods to solve design problems (e.g., designing an object or structure to satisfy physical constraints or minimize cost; working with typographic grid systems based on ratios)

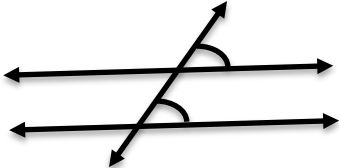
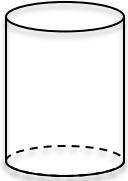
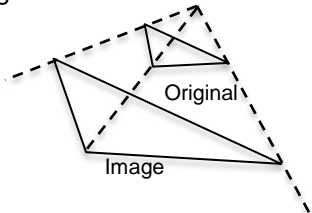
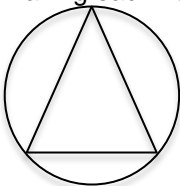
Geometry A

Alternate interior angles	<p>Two angles that lie on opposite sides of a transversal between two lines that the transversal intersects</p> 
Angle	Two noncollinear rays having a common endpoint
Angle of depression	<p>The angle formed by a horizontal line and the line of sight of a viewer looking down</p> 
Angle of elevation	<p>The angle formed by a horizontal line and the line of sight of a view looking up</p> 
Arcs	<p>Two points on a circle and the continuous part of the circle between them</p> 
Area	The measure of the size of the interior of a figure, expressed in square units
Cavalieri's principle	If two solids have the same cross-sectional area whenever they are sliced at the same height, then the two solids have the same volume
Center of a circle	The coplanar point from which all points of the circle are the same distance
Central angle	<p>An angles whose vertex is the center of a circle and whose sides pass through the endpoints of an arc</p>  <p>ABC is a central angle of circle B.</p>
Chord	A segment whose endpoints lie on the circle

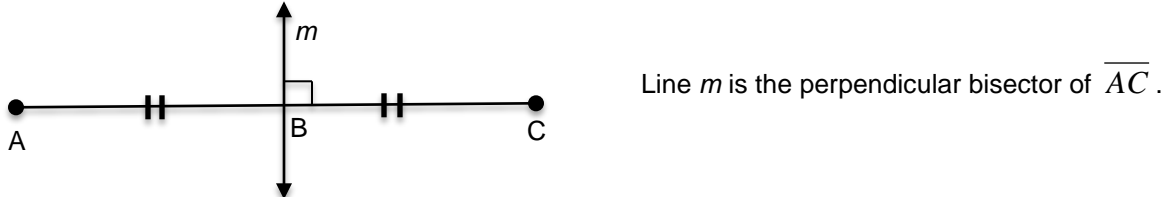
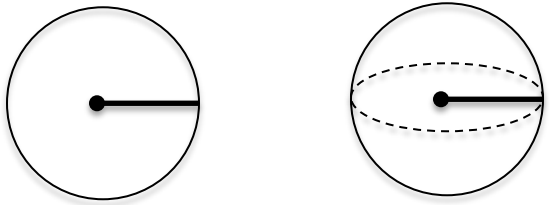



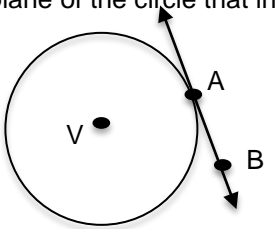
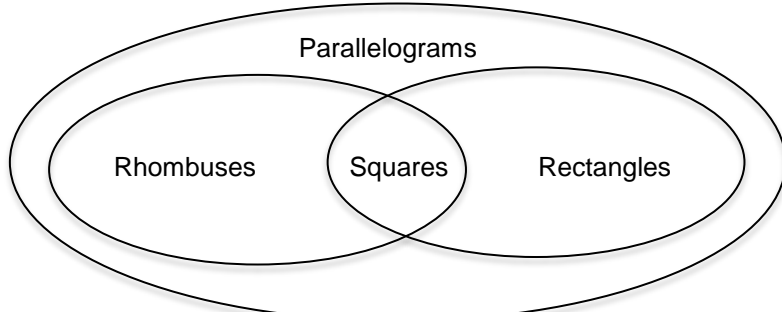
Circle	The set of all points in a plane at a given distance from a given point
Circumference	The perimeter of a circle, which is the distance around a circle
Circumscribed (about a circle)	Having all sides tangent to the circle  <p>The triangle is circumscribed about the circle.</p>
Circumscribed (about a polygon)	Each vertex of the polygon lies on the circle  <p>The circle is circumscribed about the triangle.</p>
Complementary angles	Two angles (adjacent or nonadjacent) whose sum is 90 degrees
Conditional statements	A statement that can be expressed in 'if-then' form
Cone	A three dimensional figure with one circular base and a vertex 
Congruent	Identical in shape and size (angles, line segments, circles or polygons)

Geometry A

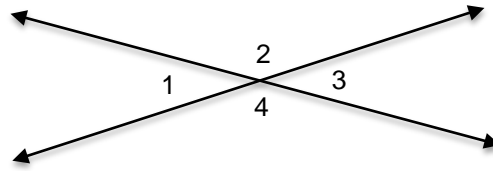
Contrapositive	The statement formed by exchanging and negating the hypothesis and conclusion of a conditional statement
Converse	The statement formed by exchanging the hypothesis and conclusion of a conditional statement
Corresponding (side or angle)	A side (or angle) of a polygon that is in the same position as a side (or angle) of a congruent or similar polygon
Corresponding angles	Two angles formed by a transversal intersecting two lines that lie in the same position relative to the two lines and the transversal 
Cross-section	A plane figured obtained by the intersection of a solid with a plane
Cylinder	A three dimensional figure with congruent, parallel bases 
Deductive reasoning	The process of showing that certain statements follow logically from agree-upon assumptions and proven facts
Dilation	A nonrigid transformation that enlarges or reduces a geometric figure by a scale factor relative to a point 
Inductive reasoning	The process of observing data, recognizing patterns, and making generalizations about those patterns
Inscribed (in a circle)	Having each vertex on the circle  <p>The triangle is inscribed in the circle.</p>
Interior angle	An angle of a polygon that lies inside the polygon
Inverse statement	The statement formed by negating the hypothesis and conclusion of a conditional statement
Line	A straight, continuous arrangement of infinitely many points extending forever in two directions
Line segment	Two points and all the points between them that are collinear with the two points
Median	A line segment connecting a vertex of a triangle to the midpoint of the opposite side



	\overline{DB} is the median of triangle ADC.
Midpoint	The point on the line segment that is the same distance from both endpoints; bisects the segment
Parallel lines (segments or rays)	Coplanar lines (segment or rays) that do not intersect
Parallelogram	A quadrilateral with both pairs of opposite sides parallel
Perimeter	The sum of the lengths of the sides of a polygon; distance around
Perpendicular bisector	A line (segment or ray) that divides a line segment into two congruent parts and is perpendicular to the line segment 
Perpendicular lines (segments or rays)	Lines (segments or rays) that meet at 90° angles
Plane	A flat surface that extends indefinitely along its edges; two-dimensional with a length and width, but no thickness
Point	A location with no size or dimension
Polygon	A closed plane figure whose sides are segments that intersect only at their endpoints, with each segment intersecting exactly two other segments
Pyramid	A polyhedron consisting of a polygon base and triangular lateral faces that share a common vertex
Radius (circle or sphere)	A line segment from the center of a circle or sphere to a point on the circle or sphere 
Rectangle	A parallelogram with opposite sides congruent
Reflection	An isometry in which every point and its image are on opposite sides and the same distance from a fixed line
Regular polygon	A polygon with all sides congruent and all angles congruent
Rigid motion	A transformation that preserves size and shape; image congruent to original figure
Rotation	An isometry in which each point is moved by the same angle measure in the same direction along a circular path about a fixed point
Scale factor	The ratio of corresponding lengths in similar figures
Sector of a circle	The region between two radii and an arc of the circle

	
Similarity	A transformation that preserves angles and changes all distances in the same ratio
Similar	Two figures are similar if and only if all corresponding angles are congruent and lengths of all corresponding sides are proportional
Slope	The ratio of the vertical change to the horizontal change between two points on a line
Special right triangles	A triangle whose angles are either 30-60-90 degrees or 45-45-90 degrees
Sphere	The set of all points in space at a given distance from a given point
Supplementary angles	Two angles (adjacent or nonadjacent) whose sum is 180 degrees
Surface area	The sum of the areas of all of the surfaces of a solid
Tangent line	A line in a plane of the circle that intersects the circle in only one point  <p>\overline{AB} is a tangent of circle V.</p>
Theorem	A conjecture that has been proved within a deductive system
Transformation	A rule that assigns to each point of a figure another point in the plane, called its image
Translation	An isometry in which each point is moved by the same translation vector
Transversal	A line that intersects two or more other coplanar lines
Trapezoid	A quadrilateral with at least one pair of opposite sides parallel
Venn diagram	A concept map of overlapping circles or ovals that shows the relationships among members of different sets 
Vertical angles	Nonadjacent, nonoverlapping congruent angles formed by two intersecting lines; share a common vertex

Geometry A



$\angle 1$ and $\angle 3$ are vertical angles.
 $\angle 2$ and $\angle 4$ are vertical angles.

Volume

A measure of the amount of space contained in a solid, expressed in cubic units