

# School Rating Summaries

October 9, 2019

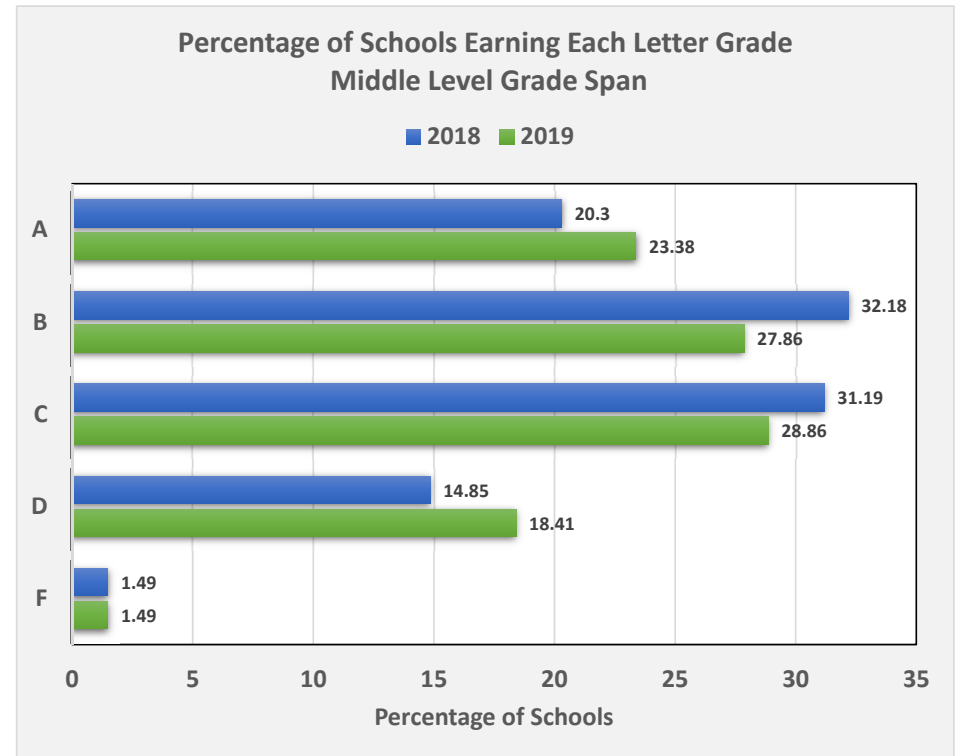
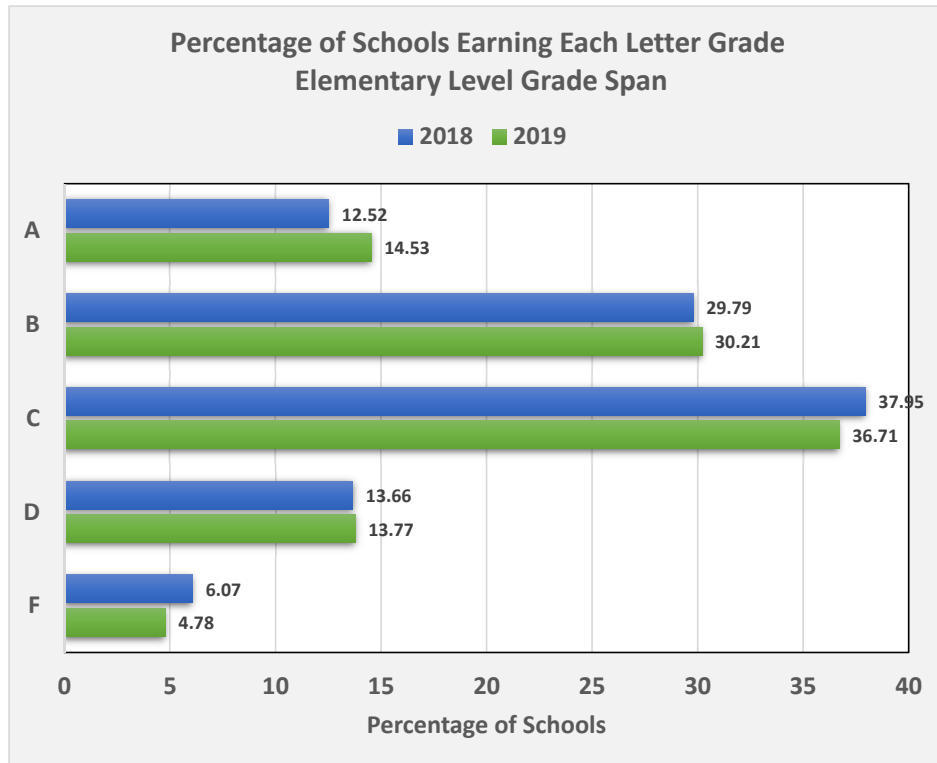
# Results for 2019 and Cut Scores for Reference

Grade Span	2019 School Rating					
	A	B	C	D	F	Total
<b>1 - Elementary Level</b>	76 14.53	158 30.21	192 36.71	72 13.77	25 4.78	523
<b>2 - Middle Level</b>	47 23.38	56 27.86	58 28.86	37 18.41	3 1.49	201
<b>3 - High School Level</b>	46 15.23	97 32.12	108 35.76	41 13.58	10 3.31	302
<b>Total</b>	169	311	358	150	38	1026

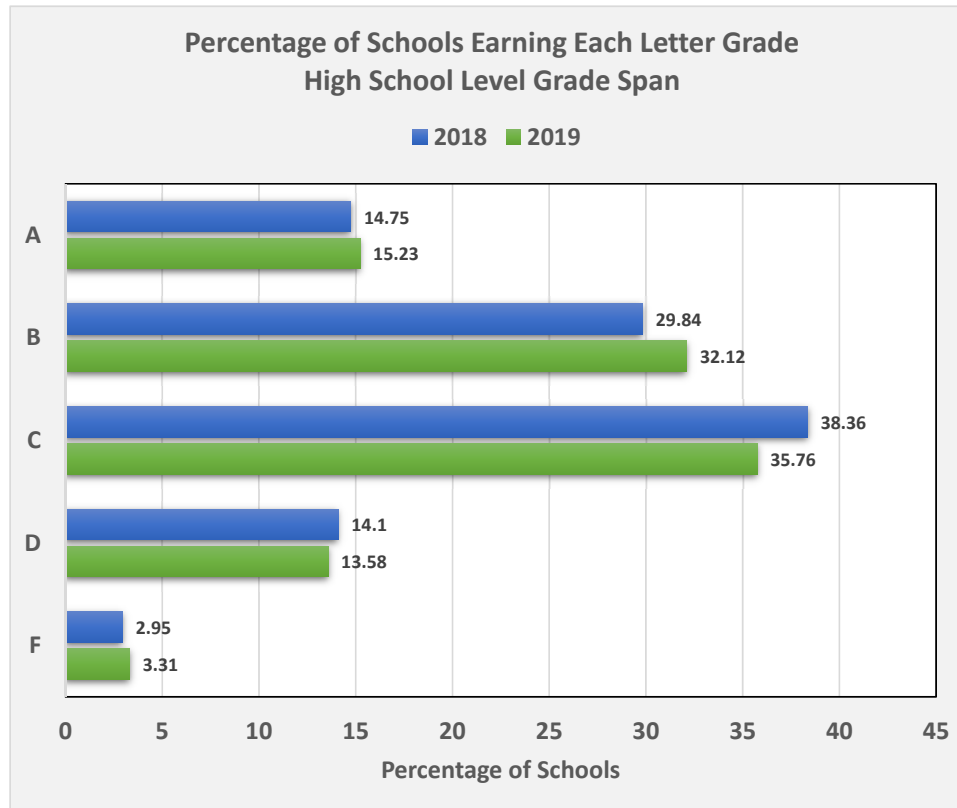
Range School Rating Cut Scores

1A	79.26 <= Score
1B	72.17 - 79.25
1C	64.98 - 72.16
1D	58.09 - 64.97
1F	Score < 58.09
2A	75.59 <= Score
2B	69.94 - 75.58
2C	63.73 - 69.93
2D	53.58 - 63.72
2F	Score < 53.58
3A	73.22 <= Score
3B	67.96 - 73.21
3C	61.10 - 67.95
3D	52.95 - 61.09
3F	Score < 52.95

# Change in Percentage of Schools in Each Letter Grade from 2018 to 2019



# Change in Percentage of Schools in Each Letter Grade from 2018 to 2019



## ESSA Index Score Ranges for Each Letter Grade by Grade Span

Grade Span	School Letter Grade	N	Mean	Std Dev	Minimum	Maximum
<b>1 - Elementary Level</b>	<b>A</b>	76	82.81	2.81	79.31	89.77
	<b>B</b>	158	75.32	2.07	72.17	79.24
	<b>C</b>	192	69.00	2.03	65.01	72.14
	<b>D</b>	72	61.89	2.05	58.46	64.97
	<b>F</b>	25	56.19	1.50	51.63	58.06
<b>2 - Middle Level</b>	<b>A</b>	47	79.39	2.80	75.67	86.98
	<b>B</b>	56	72.81	1.65	69.97	75.52
	<b>C</b>	58	67.31	1.97	63.91	69.92
	<b>D</b>	37	60.29	3.11	53.97	63.67
	<b>F</b>	3	52.56	0.24	52.35	52.83
<b>3 - High School Level</b>	<b>A</b>	46	77.84	5.58	73.22	96.37
	<b>B</b>	97	70.06	1.37	68.03	73.05
	<b>C</b>	108	65.02	1.95	61.16	67.93
	<b>D</b>	41	58.55	2.11	53.08	61.00
	<b>F</b>	10	50.41	2.11	48.11	52.89

# Change in Letter Grades 2018 to 2019

Elementary Level						
School Letter Grade 2019	Letter Grade 2018					
	A	B	C	D	F	Total
A	56	18	2	0	0	76
B	10	110	37	0	0	157
C	0	26	144	19	2	191
D	0	0	15	42	12	69
F	0	0	0	7	17	24
<b>Total</b>	66	154	198	68	31	517
<b>7 new schools with no prior letter grade.</b>						

Middle Level						
School Letter Grade 2019	School Letter Grade 2018					
	A	B	C	D	F	Total
A	38	9	0	0	0	47
B	3	45	8	0	0	56
C	0	10	43	3	0	56
D	0	0	8	27	1	36
F	0	0	0	2	1	3
<b>Total</b>	41	64	59	32	2	198
<b>3 new schools with no prior letter grade.</b>						

# Change in Letter Grades 2018 to 2019

High School Level						
School Letter Grade 2019	School Letter Grade 2018					
	A	B	C	D	F	Total
<b>A</b>	36	10	0	0	0	46
<b>B</b>	9	64	22	2	0	97
<b>C</b>	0	16	84	7	0	107
<b>D</b>	0	0	11	30	0	41
<b>F</b>	0	0	0	1	8	9
<b>Total</b>	45	90	117	40	8	300
<b>2 new schools with no prior letter grade.</b>						