

LEA: 0440700  
 Open-Enrollment Public Arkansas Arts Academy  
 Charter School:

Preliminary  
 State Aid Notice 2018-19  
 August 3, 2018

Opening date: 07/2001  
 Refer to corresponding Commissioner's Memo  
 for additional information.

DATA							
2016-17 enrollment cap <sup>1</sup>	825	2017-18 enrollment cap <sup>1</sup>	1,225	2018-19 enrollment cap <sup>1</sup>	1,225	2017-18 qtr 4	\$0
2016-17 grade levels	K-12	2017-18 grade levels	K-12	2018-19 grade levels	K-12	2018-19 qtr 1	\$0
July 1, 2016 enrollment	820	July 1, 2017 enrollment	825	July 1, 2018 enrollment	1,030	2018-19 qtr 2	\$6
2016-17 ADM (qtrs. 1-3)	775.95	2017-18 ADM (qtrs. 1-3)	803.25	2018-19 ADM (qtrs. 1-3)	-	2018-19 qtr 3	\$6
2016-17 ELL students	33	2017-18 ELL students	26	2018-19 ELL students	-		
Oct 1, 2016 NSL F&R count	219	Oct 1, 2017 NSL F&R count	195	Oct 1, 2018 NSL F&R count	-		
Oct 1, 2016 NSL F&R %	28%	Oct 1, 2017 NSL F&R %	25%	Oct 1, 2018 NSL F&R %	0%		

FUNDING							
Funding Category	Funding Rate	Existing charter adding a campus level grade	Amount	Restricted	Rev Code	SOF Code	
State Foundation Funding (SFF) Aid <sup>2</sup>	\$6,781	Initial SFF aid: July 1, 2018 enrollment	1,030.00	\$6,984,430	No	31700	2001
		Adjusted SFF Aid: FY19 qtr 1 ADM cycle 3	-	\$0	No	31700	2001
		Final SFF Aid: FY19 ADM qtrs 1-3	-	\$0	No	31700	2001
Charter Facilities Funding (CFF) <sup>6</sup> rate estimate	\$462.15	July 1, 2018 enrollment (funding estimate)	1,030.00	\$476,017	Yes	32914	3400
English Language Learners (ELL) Funding	\$338	FY19 identified ELL	-	\$0	Yes	32371	2276
National School Lunch (NSL) State Categorical Funding NSL Transition	\$526	Oct 1, 2018 F&R	-	\$0	Yes	32381	2281
	\$0		-	\$0	Yes	32381	2281
Professional Development (PD) Funding	\$27.40	July 1, 2018 enrollment	1,030.00	\$28,222	Yes	32256	2223
Declining Enrollment Funding (DEF) <sup>3</sup>	\$6,781	(Avg of FY17 + FY18 ADM) - FY18 ADM	-	\$0	No	31460	2218
Student Growth Funding (SGF) <sup>4</sup>	rate per quarter	Y18 qtr 4, Y17 3 qtrs, Y19 qtrs 1, 2, and 3 ADM vs FY18 3 qtrs	90.10	\$152,738	No	31450	2217

ADM-average daily membership, avg-average, F&R-free and reduced, LEA-local education agency, Oct-October, Qtr(s)-quarter(s), Est-estimated, Rev-Revenue, SOF-source of fund

- 1) All enrollment data, ADM data, ADM estimates, and participating student counts used in charter school funding calculations are subject to applicable enrollment caps.
- 2) Prior year 3-qtr ADM is used to calculate SFF for charter schools funded on prior year ADM data. For charter schools funded on current year ADM data, the final determination of SFF is not available until after current year 3-qtr ADM is established. Adjustments may be necessary after cycle 7 reporting if changes are made to ADM data. Current year funded charter schools are not eligible for student growth funding.
- 3) No open-enrollment public charter school shall receive both declining enrollment funding under A.C.A. § 6-20-2305(a)(3)(A)(i) and student growth funding under A.C.A. § 6-20-2305(c)(2).

<p>4) Student growth funding is calculated based on the percentage change in enrollment from the prior year to the current year. The percentage change is calculated as follows: <math>\frac{\text{Current Year Enrollment} - \text{Prior Year Enrollment}}{\text{Prior Year Enrollment}} \times 100</math>. The percentage change is then multiplied by the current year enrollment to determine the student growth funding amount.</p>
--

6) Final current fiscal year CFF rate and funding amount will be determined using cycle 7 data in July of the next fiscal year.

LEA: 0442700  
 Open-Enrollment Public Northwest Arkansas Classical  
 Charter School: Academy

Preliminary  
 State Aid Notice 2018-19  
 August 3, 2018

Opening date: 07/2013  
 Refer to corresponding Commissioner's Memo  
 for additional information.

DATA									
2016-17 enrollment cap <sup>1</sup>	674	2017-18 enrollment cap <sup>1</sup>	685	2018-19 enrollment cap <sup>1</sup>	817	Student growth if prior year funded			
2016-17 grade levels	K-11	2017-18 grade levels	K-12	2018-19 grade levels	K-12	ADM	Growth	Funding	
July 1, 2016 enrollment	593	July 1, 2017 enrollment	602	July 1, 2018 enrollment	715	2017-18 qtr 4	562.67	10.37	\$17,580
2016-17 ADM (Qtrs. 1-3)	552.30	2017-18 ADM (qtrs. 1-3)	565.23	2018-19 ADM (qtrs. 1-3)	-	2018-19 qtr 1	-	-	\$0
2016-17 ELL students	14	2017-18 ELL students	5	2018-19 ELL students	-	2018-19 qtr 2	-	-	\$0
Oct 1, 2016 NSL F&R count	29	Oct 1, 2017 NSL F&R count	30	Oct 1, 2018 NSL F&R count	-	2018-19 qtr 3	-	-	\$0
Oct 1, 2016 NSL F&R %	5%	Oct 1, 2017 NSL F&R %	5%	Oct 1, 2018 NSL F&R %	0%	^Prior to comparison to declining enrollment funding			
FUNDING									
Funding Category	Funding Rate	Existing charter with no changes			Amount	Restricted	Rev Code	SOF Code	
State Foundation Funding (SFF) Aid <sup>2</sup>	\$6,781	FY18 ADM qtrs 1-3			565.23	\$3,832,825	No	31700	2001
Charter Facilities Funding (CFF) <sup>6</sup> rate estimate	\$462.15	FY18 ADM qtrs 1-3 (funding estimate)			565.23	\$261,222	Yes	32914	3400
English Language Learners (ELL) Funding	\$338	FY19 identified ELL			-	\$0	Yes	32371	2276
National School Lunch (NSL) State Categorical Funding	\$526	Oct 1, 2017 F&R			30.00	\$15,780	Yes	32381	2281
NSL Transition	\$0				-	\$0	Yes	32381	2281
NSL Growth Funding	\$0	If $\geq 1\%$ per yr, 3-yr avg growth X F&R %			-	\$0	Yes	32381	2281
Professional Development (PD) Funding	\$27.40	FY18 ADM qtrs 1-3			565.23	\$15,487	Yes	32256	2223
Declining Enrollment Funding (DEF) <sup>3</sup>	\$6,781	(Avg of FY17 + FY18 ADM) - FY18 ADM			-	\$0	No	31460	2218
Student Growth Funding (SGF) <sup>2,3,4,5</sup> rate per quarter:	\$1,695.25	FY18 qtr 4 vs FY17 3 qtrs, FY19 qtrs 1, 2, and 3 ADM vs FY18 3 qtrs			10.37	\$17,580	No	31450	2217

ADM-average daily membership, avg-average, F&R-free and reduced, LEA-local education agency, Oct-October, Qtr(s)-quarter(s), Est-estimated, Rev-Revenue, SOF-source of fund

- 1) All enrollment data, ADM data, ADM estimates, and participating student counts used in charter school funding calculations are subject to applicable enrollment caps.
- 2) Prior year 3-qtr ADM is used to calculate SFF for charter schools funded on prior year ADM data. For charter schools funded on current year ADM data, the final determination of SFF is not available until after current year 3-qtr ADM is established. Adjustments may be necessary after cycle 7 reporting if changes are made to ADM data. Current year funded charter schools are not eligible for student growth funding.
- 3) No open-enrollment public charter school shall receive both declining enrollment funding under A.C.A. § 6-20-2305(a)(3)(A)(i) and student growth funding under A.C.A. § 6-20-2305(c)(2).
- 4) Student growth funding is calculated based on prior year qtr 4, current year qtr 1, qtr 2, and qtr 3 ADM, under A.C.A. § 6-20-2305(c)(2).
- 5) For additional information regarding student growth funding, see A.C.A. § 6-20-2305(c)(2).
- 6) Final current fiscal year CFF rate and funding amount will be determined using cycle 7 data in July of the next fiscal year.

LEA:  
Open-Enrollment Public  
Charter School:

0443700  
Haas Hall Academy Bentonville

Preliminary  
State Aid Notice 2018-19  
August 3, 2018

Opening date: 07/2015  
Refer to corresponding Commissioner's Memo  
for additional information.

DATA									
2016-17 enrollment cap <sup>1</sup>	500	2017-18 enrollment cap <sup>1</sup>	500	2018-19 enrollment cap <sup>1</sup>	500	Student growth if prior year funded			
2016-17 grade levels	7-12	2017-18 grade levels	7-12	2018-19 grade levels	7-12	ADM	Growth	Funding	
July 1, 2016 enrollment	340	July 1, 2017 enrollment	400	July 1, 2018 enrollment	425	2017-18 qtr 4	294.54	3.39	\$5,747
2016-17 ADM (Qtrs. 1-3)	291.15	2017-18 ADM (qtrs. 1-3)	304.26	2018-19 ADM (qtrs. 1-3)	-	2018-19 qtr 1	-	-	\$0
2016-17 ELL students	-	2017-18 ELL students	-	2018-19 ELL students	-	2018-19 qtr 2	-	-	\$0
Oct 1, 2016 NSL F&R count	-	Oct 1, 2017 NSL F&R count	-	Oct 1, 2018 NSL F&R count	-	2018-19 qtr 3	-	-	\$0
Oct 1, 2016 NSL F&R %	-	Oct 1, 2017 NSL F&R %	-	Oct 1, 2018 NSL F&R %	-	^Prior to comparison to declining enrollment funding			
FUNDING									
Funding Category	Funding Rate	Existing charter with no changes			Amount	Restricted	Rev Code	SOF Code	
State Foundation Funding (SFF) Aid <sup>2</sup>	\$6,781	FY18 ADM qtrs 1-3			304.26	\$2,063,187	No	31700	2001
Charter Facilities Funding (CFF) <sup>6</sup> rate estimate	\$462.15	FY18 ADM qtrs 1-3 (funding estimate)			304.26	\$140,614	Yes	32914	3400
English Language Learners (ELL) Funding	\$338	FY19 identified ELL			-	\$0	Yes	32371	2276
National School Lunch (NSL) State Categorical Funding	n/a	Oct 1, 2016 F&R			n/a	n/a	Yes	32381	2281
NSL Transition	n/a				n/a	n/a	Yes	32381	2281
NSL Growth Funding	n/a	FY17 qtr 4 vs FY18 qtrs 1, 2, and 3			n/a	n/a	Yes	32381	2281
Professional Development (PD) Funding	\$27.40	FY18 ADM qtrs 1-3			304.26	\$8,337	Yes	32256	2223
Declining Enrollment Funding (DEF) <sup>3</sup>	\$6,781	(Avg of FY17 + FY18 ADM) - FY18 ADM			-	\$0	No	31460	2218
Student Growth Funding (SGF) <sup>2,3,4,5</sup> rate per quarter:	\$1,695.25	FY18 qtr 4 vs FY17 3 qtrs, FY19 qtrs 1, 2, and 3 ADM vs FY18 3 qtrs			3.39	\$5,747	No	31450	2217

ADM-average daily membership, avg-average, F&R-free and reduced, LEA-local education agency, Oct-October, Qtr(s)-quarter(s), Est-estimated, Rev-Revenue, SOF-source of fund

- 1) All enrollment data, ADM data, ADM estimates, and participating student counts used in charter school funding calculations are subject to applicable enrollment caps.
- 2) Prior year 3-qtr ADM is used to calculate SFF for charter schools funded on prior year ADM data. For charter schools funded on current year ADM data, the final determination of SFF is not available until after current year 3-qtr ADM is established. Adjustments may be necessary after cycle 7 reporting if changes are made to ADM data. Current year funded charter schools are not eligible for student growth funding.
- 3) No open-enrollment public charter school shall receive both declining enrollment funding under A.C.A. § 6-20-2305(a)(3)(A)(i) and student growth funding under A.C.A. § 6-20-2305(c)(2).
- 4) Student growth funding is calculated based on prior year qtr 4, current year qtr 1, qtr 2, and qtr 3 ADM, under A.C.A. § 6-20-2305(c)(2).
- 5) For additional information regarding student growth funding, see A.C.A. § 6-20-2305(c)(2).
- 6) Final current fiscal year CFF rate and funding amount will be determined using cycle 7 data in July of the next fiscal year.

LEA: 0444700  
 Open-Enrollment Public Arkansas Connections  
 Charter School: Academy

Preliminary  
 State Aid Notice 2018-19  
 August 3, 2018

Opening date: 07/2016  
 Refer to corresponding Commissioner's Memo  
 for additional information.

DATA					
2016-17 enrollment cap <sup>1</sup>	600	2017-18 enrollment cap <sup>1</sup>	1,200	2018-19 enrollment cap <sup>1</sup>	2,000
2016-17 grade levels	K-9	2017-18 grade levels	K-10	2018-19 grade levels	K-11
July 1, 2016 enrollment	314	July 1, 2017 enrollment	511	July 1, 2018 enrollment	803
2016-17 ADM (Qtrs. 1-3)	383.57	2017-18 ADM (qtrs. 1-3)	785.35	2018-19 ADM (qtrs. 1-3)	-
2016-17 ELL students	8	2017-18 ELL students	14	2018-19 ELL students	-
Oct 1, 2016 NSL F&R count	-	Oct 1, 2017 NSL F&R count	-	Oct 1, 2018 NSL F&R count	-
Oct 1, 2016 NSL F&R %	-	Oct 1, 2017 NSL F&R %	-	Oct 1, 2018 NSL F&R %	-

FUNDING							
Funding Category	Funding Rate	Existing charter added a grade	Amount	Restricted	Rev Code	SOF Code	
State Foundation Funding (SFF) Aid <sup>2</sup>	\$6,781	Initial SFF aid: July 1, 2018 enrollment	803.00	\$5,445,143	No	31700	2001
		Adjusted SFF Aid: FY19 qtr 1 ADM cycle 3	-	\$0	No	31700	2001
		Final SFF Aid: FY19 ADM qtrs 1-3	-	\$0	No	31700	2001
Charter Facilities Funding (CF) Rate estimate	n/a	July 1, 2018 enrollment/funding estimate	n/a	n/a	Yes	32914	3400
English Language Learners (ELL) Funding	\$338	FY19 identified ELL	-	\$0	Yes	32371	2276
National School Lunch (NSL) State Categorical Funding	n/a	Oct 1, 2018 F&R	n/a	n/a	Yes	32381	2281
NSL Transition	n/a		n/a	n/a	Yes	32381	2281
NSL Growth Funding	n/a	July 1, 2018 enrollment	n/a	n/a	Yes	32381	2281
Professional Development (PD) Funding	\$27.40	July 1, 2018 enrollment	803.00	\$22,002	Yes	32256	2223
Declining Enrollment Funding (DEF) <sup>3</sup>	\$6,781	(Avg of FY17 + FY18 ADM) - FY18 ADM	-	\$0	No	31460	2218
Student Growth Funding (SGF) <sup>4</sup>	rate per quarter	FY18 qtr 4 vs FY17 3 qtrs, FY19 qtrs 1, 2, and 3 ADM vs FY18 3 qtrs	90.10	\$152,738	No	31480	2217

ADM-average daily membership, avg-average, F&R-free and reduced, LEA-local education agency, Oct-October, Qtr(s)-quarter(s), Est-estimated, Rev-Revenue, SOF-source of fund

- 1) All enrollment data, ADM data, ADM estimates, and participating student counts used in charter school funding calculations are subject to applicable enrollment caps.
- 2) Prior year 3-qtr ADM is used to calculate SFF for charter schools funded on prior year ADM data. For charter schools funded on current year ADM data, the final determination of SFF is not available until after current year 3-qtr ADM is established. Adjustments may be necessary after cycle 7 reporting if changes are made to ADM data. Current year funded charter schools are not eligible for student growth funding.
- 3) No open-enrollment public charter school shall receive both declining enrollment funding under A.C.A. § 6-20-2305(a)(3)(A)(i) and student growth funding under A.C.A. § 6-20-2305(c)(2).

4) Student growth funding is calculated based on the difference between the current year's enrollment and the prior year's enrollment. For additional information regarding growth funding, see A.C.A. § 6-20-2305(c)(2).  
 5) Final enrollment and SFF rates are determined after the end of the fiscal year.

LEA: 3541700  
 Open-Enrollment Public Pine Bluff Lighthouse  
 Charter School:

Preliminary  
 State Aid Notice 2018-19  
 August 3, 2018

Opening date: 07/2011  
 Refer to corresponding Commissioner's Memo  
 for additional information.

DATA									
2016-17 enrollment cap <sup>1</sup>	444	2017-18 enrollment cap <sup>1</sup>	650*	2018-19 enrollment cap <sup>1</sup>	650	Student growth if prior year funded			
2016-17 grade levels	K-8	2017-18 grade levels	K-8	2018-19 grade levels	K-8	Growth		Funding	
July 1, 2016 enrollment	348	July 1, 2017 enrollment	330	July 1, 2018 enrollment	285	2017-18 qtr 4	277.54	-	\$0
2016-17 ADM (Qtrs. 1-3)	313.62	2017-18 ADM (qtrs. 1-3)	294.37	2018-19 ADM (qtrs. 1-3)	-	2018-19 qtr 1	0	-	\$0
2016-17 ELL students	2	2017-18 ELL students	2	2018-19 ELL students	-	2018-19 qtr 2	0	-	\$0
Oct 1, 2016 NSL F&R count	286	Oct 1, 2017 NSL F&R count	274	Oct 1, 2018 NSL F&R count	-	2018-19 qtr 3	0	-	\$0
Oct 1, 2016 NSL F&R %	91%	Oct 1, 2017 NSL F&R %	91%	Oct 1, 2018 NSL F&R %	0%	^Prior to comparison to declining enrollment funding			
FUNDING									
Funding Category	Funding Rate	Existing charter with no changes			Amount	Restricted	Rev Code	SOF Code	
State Foundation Funding (SFF) Aid <sup>2</sup>	\$6,781	FY18 ADM qtrs 1-3			294.37	\$1,996,123	No	31700	2001
Charter Facilities Funding (CFF) <sup>6</sup> rate estimate	\$462.15	FY18 ADM qtrs 1-3 (funding estimate)			34.54	\$21,964**	Yes	32914	3400
English Language Learners (ELL) Funding	\$338	FY19 identified ELL			-	\$0	Yes	32371	2276
National School Lunch (NSL) State Categorical Funding	\$1,576	Oct 1, 2017 F&R			274.00	\$431,824	Yes	32381	2281
NSL Transition	\$0				-	\$0	Yes	32381	2281
NSL Growth Funding	\$0	If $\geq 1\%$ per yr, 3-yr avg growth X F&R %			-	\$0	Yes	32381	2281
Professional Development (PD) Funding	\$27.40	FY18 ADM qtrs 1-3			294.37	\$8,066	Yes	32256	2223
Declining Enrollment Funding (DEF) <sup>3</sup>	\$6,781	(Avg of FY17 + FY18 ADM) - FY18 ADM			9.625	\$65,267	No	31460	2218
Student Growth Funding (SGF) <sup>2,3,4,5</sup> rate per quarter:	\$1,695.25	FY18 qtr 4 vs FY17 3 qtrs, FY19 qtrs 1, 2, and 3 ADM vs FY18 3 qtrs			-	\$0	No	31450	2217

ADM-average daily membership, avg-average, F&R-free and reduced, LEA-local education agency, Oct-October, Qtr(s)-quarter(s), Est-estimated, Rev-Revenue, SOF-source of fund

\*2017-2018 enrollment CAP was 444, changed to 650, as reported by the Charter School Office in 2018-2019

\*\*CFF change in October: actual calculated amount after change is \$15,962 (\$21,964 is original amount distributed); current guidelines state no recoupment of any CFF overpayment

- 1) All enrollment data, ADM data, ADM estimates, and participating student counts used in charter school funding calculations are subject to applicable enrollment caps.
- 2) Prior year 3-qtr ADM is used to calculate SFF for charter schools funded on prior year ADM data. For charter schools funded on current year ADM data, the final determination of SFF is not available until after current year 3-qtr ADM is established. Adjustments may be necessary after cycle 7 reporting if changes are made to ADM data. Current year funded charter schools are not eligible for student growth funding.
- 3) No open-enrollment public charter school shall receive both declining enrollment funding under A.C.A. § 6-20-2305(a)(3)(A)(i) and student growth funding under A.C.A. § 6-20-2305(c)(2).
- 4) Student growth funding is calculated based on prior year qtr 4, current year qtr 1, qtr 2, and qtr 3 ADM, under A.C.A. § 6-20-2305(c)(2).
- 5) For additional information regarding student growth funding, see A.C.A. § 6-20-2305(c)(2).
- 6) Final current fiscal year CFF rate and funding amount will be determined using cycle 7 data in July of the next fiscal year.

DATA						
2016-17 enrollment cap <sup>1</sup>	-	2017-18 enrollment cap <sup>1</sup>	-	2018-19 enrollment cap <sup>1</sup>	220	Student Growth Funding Year Funded
2016-17 grade levels	-	2017-18 grade levels	-	2018-19 grade levels	9-12	ADM Growth Funding*
July 1, 2016 enrollment	-	July 1, 2017 enrollment	-	July 1, 2018 enrollment	95	2017-18 qtr 4
2016-17 ADM (Qtrs. 1-3)	-	2017-18 ADM (qtrs. 1-3)	-	2018-19 ADM (qtrs. 1-3)	-	2018-19 qtr 1
2016-17 ELL students	-	2017-18 ELL students	-	2018-19 ELL students	-	2018-19 qtr 2
Oct 1, 2016 NSL F&R count	-	Oct 1, 2017 NSL F&R count	-	Oct 1, 2018 NSL F&R count	-	2018-19 qtr 3
Oct 1, 2016 NSL F&R %	0%	Oct 1, 2017 NSL F&R %	0%	Oct 1, 2018 NSL F&R %	0%	Refer to corresponding Commissioner's Memo for funding

FUNDING							
Funding Category	Funding Rate	New charter, effective date July 1, 2018		Amount	Restricted	Rev Code	SOF Code
State Foundation Funding (SFF) Aid <sup>2</sup>	\$6,781	Initial SFF aid: July 1, 2018 enrollment		95.00	\$644,195	No	31700 2001
		Adjusted SFF Aid: FY19 qtr 1 ADM cycle 3		-	\$0	No	31700 2001
		Final SFF Aid: FY19 ADM qtrs 1-3		-	\$0	No	31700 2001
Charter Facilities Funding (CFF) <sup>6</sup> rate estimate	\$462.15	July 1, 2018 enrollment/funding estimate		95.00	\$43,904	Yes	32914 3400
English Language Learners (ELL) Funding	\$338	FY19 identified ELL		-	\$0	Yes	32371 2276
National School Lunch (NSL) State Categorical Funding	\$0	Oct 1, 2019 F&R		-	\$0	Yes	32381 2281
		NSL Transition		-	\$0	Yes	32381 2281
		NSL Growth Funding		If $\geq 1\%$ per yr, 3-yr avg growth X F&R %	-	\$0	Yes
Professional Development (PD) Funding	\$27.40	July 1, 2018 enrollment		95.00	\$2,603	Yes	32256 2223
Declining Enrollment Funding (DEF) <sup>3</sup>	\$67,881	Avg of FY17 - FY18 ADM - FY18 ADM		-	\$0	No	31460 2218
Student Growth Funding (SGF) <sup>4</sup>	rate per quarter	\$1,695.25	FY18 qtr 4 vs FY17 3 qtrs, FY19 qtrs 1, 2	n/a	n/a	No	31460 2217

ADM-average daily membership, avg-average, F&R-free and reduced, LEA-local education agency, Oct-October, Qtr(s)-quarter(s), Est-estimated, Rev-Revenue, SOF-source of fund

- 1) All enrollment data, ADM data, ADM estimates, and participating student counts used in charter school funding calculations are subject to applicable enrollment caps.
- 2) Prior year 3-qtr ADM is used to calculate SFF for charter schools funded on prior year ADM data. For charter schools funded on current year ADM data, the final determination of SFF is not available until after current year 3-qtr ADM is established. Adjustments may be necessary after cycle 7 reporting if changes are made to ADM data. Current year funded charter schools are not eligible for student growth funding.

3) No open-enrollment public charter school shall receive state declining enrollment funding under Act 2018-005 (1)(1)(1)(1) or student growth funding under Act 2018-005 (1)(2).  
 4) Student growth funding is based on enrollment data from the prior year.  
 5) State Foundation Funding is based on enrollment data from the prior year.  
 6) Final current fiscal year CFF rate and funding amount will be determined using cycle 7 data in July of the next fiscal year.

LEA: 3544700  
 Open-Enrollment Public Charter School: Friendship Aspire Academy - Pine Bluff

Preliminary  
 State Aid Notice 2018-19  
 August 3, 2018

Opening date: 07/2018  
 Refer to corresponding Commissioner's Memo for additional information.

DATA						
2016-17 enrollment cap <sup>1</sup>	-	2017-18 enrollment cap <sup>1</sup>	-	2018-19 enrollment cap <sup>1</sup>	160	3-yr avg growth from prior year funded ADM
2016-17 grade levels	-	2017-18 grade levels	-	2018-19 grade levels	K-1	Growth Funding <sup>4</sup>
July 1, 2016 enrollment	-	July 1, 2017 enrollment	-	July 1, 2018 enrollment	120	2017-18 qtr 4
2016-17 ADM (Qtrs. 1-3)	-	2017-18 ADM (qtrs. 1-3)	-	2018-19 ADM (qtrs. 1-3)	-	2018-19 qtr 1
2016-17 ELL students	-	2017-18 ELL students	-	2018-19 ELL students	-	2018-19 qtr 2
Oct 1, 2016 NSL F&R count	-	Oct 1, 2017 NSL F&R count	-	Oct 1, 2018 NSL F&R count	-	2018-19 qtr 3
Oct 1, 2016 NSL F&R %	0%	Oct 1, 2017 NSL F&R %	0%	Oct 1, 2018 NSL F&R %	0%	Prior year average to determine current year funding

FUNDING							
Funding Category	Funding Rate	New charter, effective date July 1, 2018		Amount	Restricted	Rev Code	SOF Code
State Foundation Funding (SFF) Aid <sup>2</sup>	\$6,781	Initial SFF aid: July 1, 2018 enrollment	120.00	\$813,720	No	31700	2001
		Adjusted SFF Aid: FY19 qtr 1 ADM cycle 3	-	\$0	No	31700	2001
		Final SFF Aid: FY19 ADM qtrs 1-3	-	\$0	No	31700	2001
Charter Facilities Funding (CFF) <sup>6</sup> rate estimate	\$462.15	July 1, 2018 enrollment/funding estimate	120.00	\$55,458	Yes	32914	3400
English Language Learners (ELL) Funding	\$338	FY19 identified ELL	-	\$0	Yes	32371	2276
National School Lunch (NSL) State Categorical Funding	\$0	Oct 1, 2019 F&R	-	\$0	Yes	32381	2281
		NSL Transition	-	\$0	Yes	32381	2281
		NSL Growth Funding	If $\geq 1\%$ per yr, 3-yr avg growth X F&R %	-	\$0	Yes	32381
Professional Development (PD) Funding	\$27.40	July 1, 2018 enrollment	120.00	\$3,288	Yes	32256	2223
Declining Enrollment Funding (DEF)	\$6,781	Avg of FY17 & FY18 ADM / FY18 ADM	-	\$0	No	31460	2218
Student Growth Funding (SGF) <sup>3</sup>	rate per quarter	FY18 qtr 4 vs FY17 3 qtrs, FY19 qtrs 1, 2, and 3 ADM vs FY18 3 qtrs	n/a	n/a	No	31450	2217

ADM-average daily membership, avg-average, F&R-free and reduced, LEA-local education agency, Oct-October, Qtr(s)-quarter(s), Est-estimated, Rev-Revenue, SOF-source of fund

- 1) All enrollment data, ADM data, ADM estimates, and participating student counts used in charter school funding calculations are subject to applicable enrollment caps.
- 2) Prior year 3-qtr ADM is used to calculate SFF for charter schools funded on prior year ADM data. For charter schools funded on current year ADM data, the final determination of SFF is not available until after current year 3-qtr ADM is established. Adjustments may be necessary after cycle 7 reporting if changes are made to ADM data. Current year funded charter schools are not eligible for student growth funding.

1) For open enrollment public charter schools, enrollment estimates are based on the most recent year's enrollment under Act 75 (2010-2015) or Act 31 (2015-2017).  
 2) A funding cap of \$100,000 per student per year is used for the current year, and up to \$100,000 per student per year for the prior year.  
 3) For schools with a 3-year enrollment history, the growth rate is calculated as  $(\text{FY18 ADM} - \text{FY15 ADM}) / (\text{FY18 ADM} - \text{FY15 ADM})$ .  
 4) For schools with a 2-year enrollment history, the growth rate is calculated as  $(\text{FY18 ADM} - \text{FY17 ADM}) / (\text{FY18 ADM} - \text{FY17 ADM})$ .  
 5) For schools with a 1-year enrollment history, the growth rate is calculated as  $(\text{FY18 ADM} - \text{FY17 ADM}) / (\text{FY18 ADM} - \text{FY17 ADM})$ .  
 6) Final current fiscal year CFF rate and funding amount will be determined using cycle 7 data in July of the next fiscal year.

LEA: 3840700  
 Open-Enrollment Public Imboden Area  
 Charter School:

Preliminary  
 State Aid Notice 2018-19  
 August 3, 2018

Opening date: 07/2002  
 Refer to corresponding Commissioner's Memo  
 for additional information.

DATA									
2016-17 enrollment cap <sup>1</sup>	150	2017-18 enrollment cap <sup>1</sup>	150	2018-19 enrollment cap <sup>1</sup>	150	Student growth if prior year funded			
2016-17 grade levels	K-8	2017-18 grade levels	K-8	2018-19 grade levels	K-8	ADM	Growth	Funding	
July 1, 2016 enrollment	52	July 1, 2017 enrollment	60	July 1, 2018 enrollment	74	2017-18 qtr 4	72.94	15.90	\$26,954
2016-17 ADM (Qtrs. 1-3)	57.04	2017-18 ADM (qtrs. 1-3)	63.40	2018-19 ADM (qtrs. 1-3)	-	2018-19 qtr 1	0	-	\$0
2016-17 ELL students	-	2017-18 ELL students	-	2018-19 ELL students	-	2018-19 qtr 2	0	-	\$0
Oct 1, 2016 NSL F&R count	47	Oct 1, 2017 NSL F&R count	49	Oct 1, 2018 NSL F&R count	-	2018-19 qtr 3	0	-	\$0
Oct 1, 2016 NSL F&R %	84%	Oct 1, 2017 NSL F&R %	77%	Oct 1, 2018 NSL F&R %	0%	^Prior to comparison to declining enrollment funding			
FUNDING									
Funding Category	Funding Rate	Existing charter with no changes			Amount	Restricted	Rev Code	SOF Code	
State Foundation Funding (SFF) Aid <sup>2</sup>	\$6,781	FY18 ADM qtrs 1-3			63.40	\$429,915	No	31700	2001
Charter Facilities Funding (CFF) <sup>6</sup> rate estimate	\$462.15	FY18 ADM qtrs 1-3 (funding estimate)			63.40	\$29,300	Yes	32914	3400
English Language Learners (ELL) Funding	\$338	FY19 identified ELL			-	\$0	Yes	32371	2276
National School Lunch (NSL) State Categorical Funding	\$1,051	Oct 1, 2017 F&R			49.00	\$51,499	Yes	32381	2281
NSL Transition	\$0				-	\$0	Yes	32381	2281
NSL Growth Funding	\$0	If $\geq 1\%$ per yr, 3-yr avg growth X F&R %			-	\$0	Yes	32381	2281
Professional Development (PD) Funding	\$27.40	FY18 ADM qtrs 1-3			63.40	\$1,737	Yes	32256	2223
Declining Enrollment Funding (DEF) <sup>3</sup>	\$6,781	(Avg of FY17 + FY18 ADM) - FY18 ADM			-	\$0	No	31460	2218
Student Growth Funding (SGF) <sup>2,3,4,5</sup> rate per quarter:	\$1,695.25	FY18 qtr 4 vs FY17 3 qtrs, FY19 qtrs 1, 2, and 3 ADM vs FY18 3 qtrs			15.90	\$26,954	No	31450	2217

ADM-average daily membership, avg-average, F&R-free and reduced, LEA-local education agency, Oct-October, Qtr(s)-quarter(s), Est-estimated, Rev-Revenue, SOF-source of fund

- All enrollment data, ADM data, ADM estimates, and participating student counts used in charter school funding calculations are subject to applicable enrollment caps.
- Prior year 3-qtr ADM is used to calculate SFF for charter schools funded on prior year ADM data. For charter schools funded on current year ADM data, the final determination of SFF is not available until after current year 3-qtr ADM is established. Adjustments may be necessary after cycle 7 reporting if changes are made to ADM data. Current year funded charter schools are not eligible for student growth funding.
- No open-enrollment public charter school shall receive both declining enrollment funding under A.C.A. § 6-20-2305(a)(3)(A)(i) and student growth funding under A.C.A. § 6-20-2305(c)(2).
- Student growth funding is calculated based on prior year qtr 4, current year qtr 1, qtr 2, and qtr 3 ADM, under A.C.A. § 6-20-2305(c)(2).
- For additional information regarding student growth funding, see A.C.A. § 6-20-2305(c)(2).
- Final current fiscal year CFF rate and funding amount will be determined using cycle 7 data in July of the next fiscal year.



LEA: 5440700  
 Open-Enrollment Public KIPP Delta  
 Charter School:

Preliminary  
 State Aid Notice 2018-19  
 August 3, 2018

Opening date: 07/2002  
 Refer to corresponding Commissioner's Memo  
 for additional information.

DATA						
2016-17 enrollment cap <sup>1</sup>	2,310	2017-18 enrollment cap <sup>1</sup>	2,310	2018-19 enrollment cap <sup>1</sup>	2,600	Student Growth Funding Year Funded
2016-17 grade levels	K-12	2017-18 grade levels	K-12	2018-19 grade levels	K-12	ADP Growth Funding*
July 1, 2016 enrollment	1,345	July 1, 2017 enrollment	1,494	July 1, 2018 enrollment	1,386	2017-18 qtr 4
2016-17 ADM (Qtrs. 1-3)	1,376.11	2017-18 ADM (qtrs. 1-3)	1,298.96	2018-19 ADM (qtrs. 1-3)	-	2018-19 qtr 1
2016-17 ELL students	4	2017-18 ELL students	3	2018-19 ELL students	-	2018-19 qtr 2
Oct 1, 2016 NSL F&R count	1,245	Oct 1, 2017 NSL F&R count	1,178	Oct 1, 2018 NSL F&R count	-	2018-19 qtr 3
Oct 1, 2016 NSL F&R %	90%	Oct 1, 2017 NSL F&R %	90%	Oct 1, 2018 NSL F&R %	0%	Refer to Appendix A to determine the source of funding

FUNDING							
Funding Category	Funding Rate	Existing charter added a grade at a campus	Amount	Restricted	Rev Code	SOF Code	
State Foundation Funding (SFF) Aid <sup>2</sup>	\$6,781	Initial SFF aid: July 1, 2018 enrollment	1,386.00	\$9,398,466	No	31700	2001
		Adjusted SFF Aid: FY19 qtr 1 ADM cycle 3	-	\$0	No	31700	2001
		Final SFF Aid: FY19 ADM qtrs 1-3	-	\$0	No	31700	2001
Charter Facilities Funding (CFF) <sup>6</sup> rate estimate	\$462.15	July 1, 2018 enrollment/funding estimate	1,386.00	\$640,543	Yes	32914	3400
English Language Learners (ELL) Funding	\$338	FY19 identified ELL	-	\$0	Yes	32371	2276
National School Lunch (NSL) State Categorical Funding NSL Transition	\$1,576	Oct 1, 2019 F&R	-	\$0	Yes	32381	2281
	\$0		-	\$0	Yes	32381	2281
NSL Growth Funding		NSL Growth Funding			No	32381	2281
Professional Development (PD) Funding	\$27.40	July 1, 2018 enrollment	1,386.00	\$37,976	Yes	32256	2223
Declining Enrollment Funding (DEF) <sup>3</sup>	\$6,781	(Avg of FY17 + FY18 ADM) - FY18 ADM	38.575	\$261,577	No	31460	2218
Student Growth Funding (SGF) <sup>4</sup>	rate per quarter	FY18 qtr 4 vs FY17 3 qtrs, FY19 qtrs 1, 2, and 3 ADM vs FY18 3 qtrs	n/a	n/a	No	31486	2217

ADM-average daily membership, avg-average, F&R-free and reduced, LEA-local education agency, Oct-October, Qtr(s)-quarter(s), Est-estimated, Rev-Revenue, SOF-source of fund

- 1) All enrollment data, ADM data, ADM estimates, and participating student counts used in charter school funding calculations are subject to applicable enrollment caps.
- 2) Prior year 3-qtr ADM is used to calculate SFF for charter schools funded on prior year ADM data. For charter schools funded on current year ADM data, the final determination of SFF is not available until after current year 3-qtr ADM is established. Adjustments may be necessary after cycle 7 reporting if changes are made to ADM data. Current year funded charter schools are not eligible for student growth funding.
- 3) No open-enrollment public charter school shall receive both declining enrollment funding under A.C.A. § 6-20-2305(a)(3)(A)(i) and student growth funding under A.C.A. § 6-20-2305(c)(2).



6) Final current fiscal year CFF rate and funding amount will be determined using cycle 7 data in July of the next fiscal year.

LEA: 6040700  
 Open-Enrollment Public Academics Plus  
 Charter School:

Preliminary  
 State Aid Notice 2018-19  
 August 3, 2018

Opening date: 07/2001  
 Refer to corresponding Commissioner's Memo  
 for additional information.

DATA							
2016-17 enrollment cap <sup>1</sup>	2,275	2017-18 enrollment cap <sup>1</sup>	2,025*	2018-19 enrollment cap <sup>1</sup>	2,125	Student Growth Funding Year Funded	
2016-17 grade levels	K-12	2017-18 grade levels	K-12	2018-19 grade levels	K-12	Adm Growth Funding*	
July 1, 2016 enrollment	1,077	July 1, 2017 enrollment	1,253	July 1, 2018 enrollment	1,397	2017-18 qtr 4	
2016-17 ADM (Qtrs. 1-3)	1,096.44	2017-18 ADM (qtrs. 1-3)	1,249.61	2018-19 ADM (qtrs. 1-3)	-	2018-19 qtr 1	
2016-17 ELL students	-	2017-18 ELL students	-	2018-19 ELL students	-	2018-19 qtr 2	
Oct 1, 2016 NSL F&R count	298	Oct 1, 2017 NSL F&R count	348	Oct 1, 2018 NSL F&R count	-	2018-19 qtr 3	
Oct 1, 2016 NSL F&R %	27%	Oct 1, 2017 NSL F&R %	28%	Oct 1, 2018 NSL F&R %	0%	* Prior to 2018-19 due to declining enrollment funding	
FUNDING							
Funding Category	Funding Rate	Existing charter added a grade at a campus	Amount	Restricted	Rev Code	SOF Code	
State Foundation Funding (SFF) Aid <sup>2</sup>	\$6,781	Initial SFF aid: July 1, 2018 enrollment	1,397.00	\$9,473,057	No	31700	2001
		Adjusted SFF Aid: FY19 qtr 1 ADM cycle 3	-	\$0	No	31700	2001
		Final SFF Aid: FY19 ADM qtrs 1-3	-	\$0	No	31700	2001
Charter Facilities Funding (CFF) <sup>6</sup> rate estimate	\$462.15	July 1, 2018 enrollment/funding estimate	1,397.00	\$645,627	Yes	32914	3400
English Language Learners (ELL) Funding	\$338	FY19 identified ELL	-	\$0	Yes	32371	2276
National School Lunch (NSL) State Categorical Funding NSL Transition	\$526	Oct 1, 2019 F&R	-	\$0	Yes	32381	2281
	\$0		-	\$0	Yes	32381	2281
Student Growth Funding		2018-19 qtr 4			Yes	32361	2281
Professional Development (PD) Funding	\$27.40	July 1, 2018 enrollment	1,397.00	\$38,278	Yes	32256	2223
Declining Enrollment Funding (DEF) <sup>3</sup>	\$6,781	(Avg of FY17 + FY18 ADM) - FY18 ADM	-	\$0	No	31460	2218
Student Growth Funding (SGF) <sup>4,5,6</sup> rate per quarter	\$1,669.25	FY18 qtr 4 vs FY17 3 qtrs, FY19 qtrs 1, 2	n/a	n/a	No	31460	2217
		avg of FY17 vs FY18 3 qtrs					

ADM-average daily membership, avg-average, F&R-free and reduced, LEA-local education agency, Oct-October, Qtr(s)-quarter(s), Est-estimated, Rev-Revenue, SOF-source of fund

\*2017-2018 enrollment CAP was 2,275, changed to 2,025, as reported by the Charter School Office in 2018-2019

- All enrollment data, ADM data, ADM estimates, and participating student counts used in charter school funding calculations are subject to applicable enrollment caps.
- Prior year 3-qtr ADM is used to calculate SFF for charter schools funded on prior year ADM data. For charter schools funded on current year ADM data, the final determination of SFF is not available until after current year 3-qtr ADM is established. Adjustments may be necessary after cycle 7 reporting if changes are made to ADM data. Current year funded charter schools are not eligible for student growth funding.
- No open-enrollment public charter school shall receive both declining enrollment funding under A.C.A. § 6-20-2305(a)(3)(A)(i) and student growth funding under A.C.A. § 6-20-2305(c)(2).



6) Final current fiscal year CFF rate and funding amount will be determined using cycle 7 data in July of the next fiscal year.

LEA: 6041700  
 Open-Enrollment Public LISA Academy  
 Charter School:

Preliminary  
 State Aid Notice 2018-19  
 August 3, 2018

Opening date: 07/2004  
 Refer to corresponding Commissioner's Memo  
 for additional information.

DATA									
2016-17 enrollment cap <sup>1</sup>	2,100	2017-18 enrollment cap <sup>1</sup>	2,100	2018-19 enrollment cap <sup>1</sup>	2,700	Student growth if prior year funded			
2016-17 grade levels	K-12	2017-18 grade levels	K-12	2018-19 grade levels	K-12	ADM	Growth	Funding	
July 1, 2016 enrollment	2,100	July 1, 2017 enrollment	2,100	July 1, 2018 enrollment	2,323	2017-18 qtr 4	2066.42	54.71	\$92,747
2016-17 ADM (Qtrs. 1-3)	2,011.71	2017-18 ADM (qtrs. 1-3)	2,100.00	2018-19 ADM (qtrs. 1-3)	-	2018-19 qtr 1	0	-	\$0
2016-17 ELL students	124	2017-18 ELL students	291	2018-19 ELL students	-	2018-19 qtr 2	0	-	\$0
Oct 1, 2016 NSL F&R count	962	Oct 1, 2017 NSL F&R count	1,139	Oct 1, 2018 NSL F&R count	-	2018-19 qtr 3	0	-	\$0
Oct 1, 2016 NSL F&R %	47%	Oct 1, 2017 NSL F&R %	54%	Oct 1, 2018 NSL F&R %	0%	^Prior to comparison to declining enrollment funding			
FUNDING									
Funding Category	Funding Rate	Existing charter with no changes			Amount	Restricted	Rev Code	SOF Code	
State Foundation Funding (SFF) Aid <sup>2</sup>	\$6,781	FY18 ADM qtrs 1-3			2,100.00	\$14,240,100	No	31700	2001
Charter Facilities Funding (CFF) <sup>6</sup> rate estimate	\$462.15	FY18 ADM qtrs 1-3 (funding estimate)			2,100.00	\$970,520	Yes	32914	3400
English Language Learners (ELL) Funding	\$338	FY19 identified ELL			-	\$0	Yes	32371	2276
National School Lunch (NSL) State Categorical Funding	\$526	Oct 1, 2017 F&R			1,139.00	\$599,114	Yes	32381	2281
NSL Transition	\$0				-	\$0	Yes	32381	2281
NSL Growth Funding	\$526	If $\geq 1\%$ per yr, 3-yr avg growth X F&R %			110.16	\$57,944	Yes	32381	2281
Professional Development (PD) Funding	\$27.40	FY18 ADM qtrs 1-3			2,100.00	\$57,540	Yes	32256	2223
Declining Enrollment Funding (DEF) <sup>3</sup>	\$6,781	(Avg of FY17 + FY18 ADM) - FY18 ADM			-	\$0	No	31460	2218
Student Growth Funding (SGF) <sup>2,3,4,5</sup> rate per quarter:	\$1,695.25	FY18 qtr 4 vs FY17 3 qtrs, FY19 qtrs 1, 2, and 3 ADM vs FY18 3 qtrs			54.71	\$92,747	No	31450	2217

ADM-average daily membership, avg-average, F&R-free and reduced, LEA-local education agency, Oct-October, Qtr(s)-quarter(s), Est-estimated, Rev-Revenue, SOF-source of fund

- 1) All enrollment data, ADM data, ADM estimates, and participating student counts used in charter school funding calculations are subject to applicable enrollment caps.
- 2) Prior year 3-qtr ADM is used to calculate SFF for charter schools funded on prior year ADM data. For charter schools funded on current year ADM data, the final determination of SFF is not available until after current year 3-qtr ADM is established. Adjustments may be necessary after cycle 7 reporting if changes are made to ADM data. Current year funded charter schools are not eligible for student growth funding.
- 3) No open-enrollment public charter school shall receive both declining enrollment funding under A.C.A. § 6-20-2305(a)(3)(A)(i) and student growth funding under A.C.A. § 6-20-2305(c)(2).
- 4) Student growth funding is calculated based on prior year qtr 4, current year qtr 1, qtr 2, and qtr 3 ADM, under A.C.A. § 6-20-2305(c)(2).
- 5) For additional information regarding student growth funding, see A.C.A. § 6-20-2305(c)(2).
- 6) Final current fiscal year CFF rate and funding amount will be determined using cycle 7 data in July of the next fiscal year.

LEA: 6043700  
 Open-Enrollment Public Arkansas Virtual Academy  
 Charter School:

Preliminary  
 State Aid Notice 2018-19  
 August 3, 2018


Opening date: 07/2007  
 Refer to corresponding Commissioner's Memo  
 for additional information.

DATA						
2016-17 enrollment cap <sup>1</sup>	2,000	2017-18 enrollment cap <sup>1</sup>	2,440*	2018-19 enrollment cap <sup>1</sup>	2,675	Student growth if prior year funded
2016-17 grade levels	K-12	2017-18 grade levels	K-12	2018-19 grade levels	K-12	ADM Growth Funding
July 1, 2016 enrollment	1,847	July 1, 2017 enrollment	1,623	July 1, 2018 enrollment	2,000	2017-18 qtr 4 2062.30 277.25 \$470,008
2016-17 ADM (Qtrs. 1-3)	1,785.05	2017-18 ADM (qtrs. 1-3)	2,055.07	2018-19 ADM (qtrs. 1-3)	-	2018-19 qtr 1 0 - \$0
2016-17 ELL students	-	2017-18 ELL students	35	2018-19 ELL students	-	2018-19 qtr 2 0 - \$0
Oct 1, 2016 NSL F&R count	-	Oct 1, 2017 NSL F&R count	-	Oct 1, 2018 NSL F&R count	-	2018-19 qtr 3 0 - \$0
Oct 1, 2016 NSL F&R %	-	Oct 1, 2017 NSL F&R %	-	Oct 1, 2018 NSL F&R %	-	^Prior to comparison to declining enrollment funding
FUNDING						
Funding Category	Funding Rate	Existing charter with no changes	Amount	Restricted	Rev Code	SOF Code
State Foundation Funding (SFF) Aid <sup>2</sup>	\$6,781	FY18 ADM qtrs 1-3 2,055.07	\$13,935,430	No	31700	2001
English Language Learners (ELL) Funding	\$338	FY19 identified ELL -	\$0	Yes	32371	2276
National School Lunch (NSL) State Categorical Funding	n/a	Oct 1, 2017 F&R n/a	n/a	Yes	32381	2281
NSL Transition	n/a	n/a	n/a	Yes	32381	2281
NSL Growth Funding	n/a	FY17 prior 3-yr avg growth F&R % n/a	n/a	Yes	32381	2281
Professional Development (PD) Funding	\$27.40	FY18 ADM qtrs 1-3 2,055.07	\$56,309	Yes	32256	2223
Declining Enrollment Funding (DEF) <sup>3</sup>	\$6,781	(Avg of FY17 + FY18 ADM) - FY18 ADM -	\$0	No	31460	2218
Student Growth Funding (SGF) <sup>2,3,4,5</sup> rate per quarter:	\$1,695.25	FY18 qtr 4 vs FY17 3 qtrs, FY19 qtrs 1, 2, and 3 ADM vs FY18 3 qtrs 277.25	\$470,008	No	31450	2217

ADM-average daily membership, avg-average, F&R-free and reduced, LEA-local education agency, Oct-October, Qtr(s)-quarter(s), Est-estimated, Rev-Revenue, SOF-source of fund

\*2017-2018 enrollment CAP was 3,000, changed to 2,440, as reported by the Charter School Office in 2018-2019

- 1) All enrollment data, ADM data, ADM estimates, and participating student counts used in charter school funding calculations are subject to applicable enrollment caps.
- 2) Prior year 3-qtr ADM is used to calculate SFF for charter schools funded on prior year ADM data. For charter schools funded on current year ADM data, the final determination of SFF is not available until after current year 3-qtr ADM is established. Adjustments may be necessary after cycle 7 reporting if changes are made to ADM data. Current year funded charter schools are not eligible for student growth funding.
- 3) No open-enrollment public charter school shall receive both declining enrollment funding under A.C.A. § 6-20-2305(a)(3)(A)(i) and student growth funding under A.C.A. § 6-20-2305(c)(2).
- 4) Student growth funding is calculated based on prior year qtr 4, current year qtr 1, qtr 2, and qtr 3 ADM, under A.C.A. § 6-20-2305(c)(2).
- 5) For additional information regarding student growth funding, see A.C.A. § 6-20-2305(c)(2).



LEA: 6044700  
 Open-Enrollment Public Covenant Keepers College  
 Charter School: Preparatory

Preliminary  
 State Aid Notice 2018-19  
 August 3, 2018

Opening date: 07/2008  
 Refer to corresponding Commissioner's Memo  
 for additional information.

DATA									
2016-17 enrollment cap <sup>1</sup>	380	2017-18 enrollment cap <sup>1</sup>	380	2018-19 enrollment cap <sup>1</sup>	380	Student growth if prior year funded			
2016-17 grade levels	6-8	2017-18 grade levels	6-8	2018-19 grade levels	6-8	ADM	Growth	Funding	
July 1, 2016 enrollment	185	July 1, 2017 enrollment	160	July 1, 2018 enrollment	140	2017-18 qtr 4	132.37	-	\$0
2016-17 ADM (Qtrs. 1-3)	156.27	2017-18 ADM (qtrs. 1-3)	135.50	2018-19 ADM (qtrs. 1-3)	-	2018-19 qtr 1	0	-	\$0
2016-17 ELL students	76	2017-18 ELL students	42	2018-19 ELL students	-	2018-19 qtr 2	0	-	\$0
Oct 1, 2016 NSL F&R count	146	Oct 1, 2017 NSL F&R count	134	Oct 1, 2018 NSL F&R count	-	2018-19 qtr 3	0	-	\$0
Oct 1, 2016 NSL F&R %	91%	Oct 1, 2017 NSL F&R %	95%	Oct 1, 2018 NSL F&R %	0%	^Prior to comparison to declining enrollment funding			

FUNDING							
Funding Category	Funding Rate	Existing charter with no changes	Amount	Restricted	Rev Code	SOF Code	
State Foundation Funding (SFF) Aid <sup>2</sup>	\$6,781	FY18 ADM qtrs 1-3	135.50	\$918,826	No	31700	2001
Charter Facilities Funding (CFF) <sup>6</sup> rate estimate	\$462.15	FY18 ADM qtrs 1-3 (funding estimate)	135.50	\$62,621	Yes	32914	3400
English Language Learners (ELL) Funding	\$338	FY19 identified ELL	-	\$0	Yes	32371	2276
National School Lunch (NSL) State Categorical Funding	\$1,576	Oct 1, 2017 F&R	134.00	\$211,184	Yes	32381	2281
NSL Transition	\$0			\$0	Yes	32381	2281
NSL Growth Funding	\$0	If $\geq 1\%$ per yr, 3-yr avg growth X F&R %	-	\$0	Yes	32381	2281
Professional Development (PD) Funding	\$27.40	FY18 ADM qtrs 1-3	135.50	\$3,713	Yes	32256	2223
Declining Enrollment Funding (DEF) <sup>3</sup>	\$6,781	(Avg of FY17 + FY18 ADM) - FY18 ADM	10.385	\$70,421	No	31460	2218
Student Growth Funding (SGF) <sup>2,3,4,5</sup> rate per quarter:	\$1,695.25	FY18 qtr 4 vs FY17 3 qtrs, FY19 qtrs 1, 2, and 3 ADM vs FY18 3 qtrs	-	\$0	No	31450	2217

ADM-average daily membership, avg-average, F&R-free and reduced, LEA-local education agency, Oct-October, Qtr(s)-quarter(s), Est-estimated, Rev-Revenue, SOF-source of fund

- 1) All enrollment data, ADM data, ADM estimates, and participating student counts used in charter school funding calculations are subject to applicable enrollment caps.
- 2) Prior year 3-qtr ADM is used to calculate SFF for charter schools funded on prior year ADM data. For charter schools funded on current year ADM data, the final determination of SFF is not available until after current year 3-qtr ADM is established. Adjustments may be necessary after cycle 7 reporting if changes are made to ADM data. Current year funded charter schools are not eligible for student growth funding.
- 3) No open-enrollment public charter school shall receive both declining enrollment funding under A.C.A. § 6-20-2305(a)(3)(A)(i) and student growth funding under A.C.A. § 6-20-2305(c)(2).
- 4) Student growth funding is calculated based on prior year qtr 4, current year qtr 1, qtr 2, and qtr 3 ADM, under A.C.A. § 6-20-2305(c)(2).
- 5) For additional information regarding student growth funding, see A.C.A. § 6-20-2305(c)(2).



LEA: 6047700  
 Open-Enrollment Public eStem  
 Charter School:

Preliminary  
 State Aid Notice 2018-19  
 August 3, 2018

Opening date: 07/2008  
 Refer to corresponding Commissioner's Memo  
 for additional information.

DATA						
2016-17 enrollment cap <sup>1</sup>	1,462	2017-18 enrollment cap <sup>1</sup>	3,844	2018-19 enrollment cap <sup>1</sup>	3,844	Student Growth Funding Year Funded
2016-17 grade levels	K-12	2017-18 grade levels	K-12	2018-19 grade levels	K-12	APM Growth Funding*
July 1, 2016 enrollment	1,462	July 1, 2017 enrollment	1,975	July 1, 2018 enrollment	3,075	2017-18 qtr 4
2016-17 ADM (Qtrs. 1-3)	1,462.00	2017-18 ADM (qtrs. 1-3)	1,968.64	2018-19 ADM (qtrs. 1-3)	-	2018-19 qtr 1
2016-17 ELL students	21	2017-18 ELL students	59	2018-19 ELL students	-	2018-19 qtr 2
Oct 1, 2016 NSL F&R count	445	Oct 1, 2017 NSL F&R count	789	Oct 1, 2018 NSL F&R count	-	2018-19 qtr 3
Oct 1, 2016 NSL F&R %	30%	Oct 1, 2017 NSL F&R %	40%	Oct 1, 2018 NSL F&R %	0%	Refer to Appendix A to determine the source of funding

FUNDING							
Funding Category	Funding Rate	Existing charter added a new campus	Amount	Restricted	Rev Code	SOF Code	
State Foundation Funding (SFF) Aid <sup>2</sup>	\$6,781	Initial SFF aid: July 1, 2018 enrollment	3,075.00	\$20,851,575	No	31700	2001
		Adjusted SFF Aid: FY19 qtr 1 ADM cycle 3	-	\$0	No	31700	2001
		Final SFF Aid: FY19 ADM qtrs 1-3	-	\$0	No	31700	2001
Charter Facilities Funding (CFF) <sup>6</sup> rate estimate	\$462.15	July 1, 2018 enrollment/funding estimate	3,075.00	\$1,421,119	Yes	32914	3400
English Language Learners (ELL) Funding	\$338	FY19 identified ELL	-	\$0	Yes	32371	2276
National School Lunch (NSL) State Categorical Funding NSL Transition	\$526	Oct 1, 2019 F&R	-	\$0	Yes	32381	2281
	\$0		-	\$0	Yes	32381	2281
NSL Growth Funding		Oct 1, 2019 F&R	-	\$0	No	32381	2281
Professional Development (PD) Funding	\$27.40	July 1, 2018 enrollment	3,075.00	\$84,255	Yes	32256	2223
Declining Enrollment Funding (DEF) <sup>3</sup>	\$6,781	(Avg of FY17 + FY18 ADM) - FY18 ADM	-	\$0	No	31460	2218
Student Growth Funding (SGF) <sup>4</sup>	rate per quarter	FY18 qtr 4 vs FY17 3 qtrs, FY19 qtrs 1, 2, and 3 ADM vs FY18 3 qtrs	n/a	n/a	No	31486	2217

ADM-average daily membership, avg-average, F&R-free and reduced, LEA-local education agency, Oct-October, Qtr(s)-quarter(s), Est-estimated, Rev-Revenue, SOF-source of fund

- 1) All enrollment data, ADM data, ADM estimates, and participating student counts used in charter school funding calculations are subject to applicable enrollment caps.
- 2) Prior year 3-qtr ADM is used to calculate SFF for charter schools funded on prior year ADM data. For charter schools funded on current year ADM data, the final determination of SFF is not available until after current year 3-qtr ADM is established. Adjustments may be necessary after cycle 7 reporting if changes are made to ADM data. Current year funded charter schools are not eligible for student growth funding.
- 3) No open-enrollment public charter school shall receive both declining enrollment funding under A.C.A. § 6-20-2305(a)(3)(A)(i) and student growth funding under A.C.A. § 6-20-2305(c)(2).



6) Final current fiscal year CFF rate and funding amount will be determined using cycle 7 data in July of the next fiscal year.

LEA: 6049700  
 Open-Enrollment Public Little Rock Preparatory Academy  
 Charter School:

Preliminary  
 State Aid Notice 2018-19  
 August 3, 2018


Opening date: 07/2009  
 Refer to corresponding Commissioner's Memo  
 for additional information.

DATA									
2016-17 enrollment cap <sup>1</sup>	432	2017-18 enrollment cap <sup>1</sup>	432	2018-19 enrollment cap <sup>1</sup>	432	Student growth if prior year funded			
2016-17 grade levels	K-8	2017-18 grade levels	K-8	2018-19 grade levels	K-8	ADM	Growth	Funding	
July 1, 2016 enrollment	432	July 1, 2017 enrollment	416	July 1, 2018 enrollment	350	2017-18 qtr 4	358.86	-	\$0
2016-17 ADM (Qtrs. 1-3)	396.20	2017-18 ADM (qtrs. 1-3)	400.55	2018-19 ADM (qtrs. 1-3)	-	2018-19 qtr 1	0	-	\$0
2016-17 ELL students	3	2017-18 ELL students	31	2018-19 ELL students	-	2018-19 qtr 2	0	-	\$0
Oct 1, 2016 NSL F&R count	293	Oct 1, 2017 NSL F&R count	290	Oct 1, 2018 NSL F&R count	-	2018-19 qtr 3	0	-	\$0
Oct 1, 2016 NSL F&R %	71%	Oct 1, 2017 NSL F&R %	71%	Oct 1, 2018 NSL F&R %	0%	^Prior to comparison to declining enrollment funding			

FUNDING							
Funding Category	Funding Rate	Existing charter with no changes	Amount	Restricted	Rev Code	SOF Code	
State Foundation Funding (SFF) Aid <sup>2</sup>	\$6,781	FY18 ADM qtrs 1-3	400.55	\$2,716,130	No	31700	2001
Charter Facilities Funding (CFF) <sup>6</sup> rate estimate	\$462.15	FY18 ADM qtrs 1-3 (funding estimate)	400.55	\$185,115	Yes	32914	3400
English Language Learners (ELL) Funding	\$338	FY19 identified ELL	-	\$0	Yes	32371	2276
National School Lunch (NSL) State Categorical Funding	\$1,051	Oct 1, 2017 F&R	290.00	\$304,790	Yes	32381	2281
NSL Transition	\$0		-	\$0	Yes	32381	2281
NSL Growth Funding	\$0	If $\geq 1\%$ per yr, 3-yr avg growth X F&R %	-	\$0	Yes	32381	2281
Professional Development (PD) Funding	\$27.40	FY18 ADM qtrs 1-3	400.55	\$10,975	Yes	32256	2223
Declining Enrollment Funding (DEF) <sup>3</sup>	\$6,781	(Avg of FY17 + FY18 ADM) - FY18 ADM	-	\$0	No	31460	2218
Student Growth Funding (SGF) <sup>2,3,4,5</sup> rate per quarter:	\$1,695.25	FY18 qtr 4 vs FY17 3 qtrs, FY19 qtrs 1, 2, and 3 ADM vs FY18 3 qtrs	-	\$0	No	31450	2217

ADM-average daily membership, avg-average, F&R-free and reduced, LEA-local education agency, Oct-October, Qtr(s)-quarter(s), Est-estimated, Rev-Revenue, SOF-source of fund, CEP-Community Eligibility Program

- 1) All enrollment data, ADM data, ADM estimates, and participating student counts used in charter school funding calculations are subject to applicable enrollment caps.
- 2) Prior year 3-qtr ADM is used to calculate SFF for charter schools funded on prior year ADM data. For charter schools funded on current year ADM data, the final determination of SFF is not available until after current year 3-qtr ADM is established. Adjustments may be necessary after cycle 7 reporting if changes are made to ADM data. Current year funded charter schools are not eligible for student growth funding.
- 3) No open-enrollment public charter school shall receive both declining enrollment funding under A.C.A. § 6-20-2305(a)(3)(A)(i) and student growth funding under A.C.A. § 6-20-2305(c)(2).
- 4) Student growth funding is calculated based on prior year qtr 4, current year qtr 1, qtr 2, and qtr 3 ADM, under A.C.A. § 6-20-2305(c)(2).
- 5) For additional information regarding student growth funding, see A.C.A. § 6-20-2305(c)(2).



LEA: 6050700  
 Open-Enrollment Public Jacksonville Lighthouse  
 Charter School:

Preliminary  
 State Aid Notice 2018-19  
 August 3, 2018

Opening date: 07/2009  
 Refer to corresponding Commissioner's Memo  
 for additional information.

DATA									
2016-17 enrollment cap <sup>1</sup>	1,019	2017-18 enrollment cap <sup>1</sup>	1,019	2018-19 enrollment cap <sup>1</sup>	1,019	Student growth if prior year funded			
2016-17 grade levels	K-12	2017-18 grade levels	K-12	2018-19 grade levels	K-12	ADM	Growth	Funding	
July 1, 2016 enrollment	1,010	July 1, 2017 enrollment	986	July 1, 2018 enrollment	851	2017-18 qtr 4	837.50	-	\$0
2016-17 ADM (Qtrs. 1-3)	967.95	2017-18 ADM (qtrs. 1-3)	891.18	2018-19 ADM (qtrs. 1-3)	-	2018-19 qtr 1	0	-	\$0
2016-17 ELL students	66	2017-18 ELL students	59	2018-19 ELL students	-	2018-19 qtr 2	0	-	\$0
Oct 1, 2016 NSL F&R count	624	Oct 1, 2017 NSL F&R count	571	Oct 1, 2018 NSL F&R count	-	2018-19 qtr 3	0	-	\$0
Oct 1, 2016 NSL F&R %	64%	Oct 1, 2017 NSL F&R %	63%	Oct 1, 2018 NSL F&R %	0%	^Prior to comparison to declining enrollment funding			

FUNDING								
Funding Category	Funding Rate	Existing charter with no changes		Amount	Restricted	Rev Code	SOF Code	
State Foundation Funding (SFF) Aid <sup>2</sup>	\$6,781	FY18 ADM qtrs 1-3 (less 2017 misc funds)		891.18	\$5,930,432	No	31700	2001
		2017 Calendar Year Misc Funds*			\$112,659			
		2018 Calendar Year Misc Funds*			\$0			
Charter Facilities Funding (CFF) <sup>6</sup> rate estimate	\$462.15	FY18 ADM qtrs 1-3 (funding estimate)		891.18	\$411,861	Yes	32914	3400
English Language Learners (ELL) Funding	\$338	FY19 identified ELL		-	\$0	Yes	32371	2276
National School Lunch (NSL) State Categorical Funding	\$526	Oct 1, 2017 F&R		571.00	\$300,346	Yes	32381	2281
NSL Transition	\$0			-	\$0	Yes	32381	2281
NSL Growth Funding	\$0	If $\geq 1\%$ per yr, 3-yr avg growth X F&R %		-	\$0	Yes	32381	2281
Professional Development (PD) Funding	\$27.40	FY18 ADM qtrs 1-3		891.18	\$24,418	Yes	32256	2223
Declining Enrollment Funding (DEF) <sup>3</sup>	\$6,781	(Avg of FY17 + FY18 ADM) - FY18 ADM		38.385	\$260,289	No	31460	2218
Student Growth Funding (SGF) <sup>2,3,4,5</sup> rate per quarter:	\$1,695.25	FY18 qtr 4 vs FY17 3 qtrs, FY19 qtrs 1, 2, and 3 ADM vs FY18 3 qtrs		-	\$0	No	31450	2217

ADM-average daily membership, avg-average, F&R-free and reduced, LEA-local education agency, Oct-October, Qtr(s)-quarter(s), Est-estimated, Rev-Revenue, SOF-source of fund

\*Misc. funds are defined and calculated as per A.C.A. §§ 6-20-2301 et seq. and ADE Rules Governing the Calculation of Miscellaneous Funds.

- 1) All enrollment data, ADM data, ADM estimates, and participating student counts used in charter school funding calculations are subject to applicable enrollment caps.
- 2) Prior year 3-qtr ADM is used to calculate SFF for charter schools funded on prior year ADM data. For charter schools funded on current year ADM data, the final determination of SFF is not available until after current year 3-qtr ADM is established. Adjustments may be necessary after cycle 7 reporting if changes are made to ADM data. Current year funded charter schools are not eligible for student growth funding.
- 3) No open-enrollment public charter school shall receive both declining enrollment funding under A.C.A. § 6-20-2305(a)(3)(A)(i) and student growth funding under A.C.A. § 6-20-2305(c)(2).
- 4) Student growth funding is calculated based on prior year qtr 4, current year qtr 1, qtr 2, and qtr 3 ADM, under A.C.A. § 6-20-2305(c)(2).
- 5) For additional information regarding student growth funding, see A.C.A. § 6-20-2305(c)(2).
- 6) Final current fiscal year CFF rate and funding amount will be determined using cycle 7 data in July of the next fiscal year.



LEA: 6052700  
 Open-Enrollment Public SIATech Little Rock  
 Charter School:


Preliminary  
 State Aid Notice 2018-19  
 August 3, 2018

Opening date: 07/2011  
 Refer to corresponding Commissioner's Memo  
 for additional information.

DATA						
2016-17 enrollment cap <sup>1</sup>	275	2017-18 enrollment cap <sup>1</sup>	275	2018-19 enrollment cap <sup>1</sup>	275	Student growth if prior year funded
2016-17 grade levels	9-12	2017-18 grade levels	9-12	2018-19 grade levels	9-12	ADM Growth Funding
July 1, 2016 enrollment	92	July 1, 2017 enrollment	150	July 1, 2018 enrollment	100	2017-18 qtr 4 109.11 - \$0
2016-17 ADM (Qtrs. 1-3)	162.13	2017-18 ADM (qtrs. 1-3)	142.87	2018-19 ADM (qtrs. 1-3)	-	2018-19 qtr 1 0 - \$0
2016-17 ELL students	7	2017-18 ELL students	6	2018-19 ELL students	-	2018-19 qtr 2 0 - \$0
Oct 1, 2016 NSL F&R count	141	Oct 1, 2017 NSL F&R count	154	Oct 1, 2018 NSL F&R count	-	2018-19 qtr 3 0 - \$0
Oct 1, 2016 NSL F&R %	83%	Oct 1, 2017 NSL F&R %	82%	Oct 1, 2018 NSL F&R %	0%	^Prior to comparison to declining enrollment funding
FUNDING						
Funding Category	Funding Rate	Existing charter with no changes	Amount	Restricted	Rev Code	SOF Code
State Foundation Funding (SFF) Aid <sup>2</sup>	\$6,781	FY18 ADM qtrs 1-3	142.87	\$968,801	No	31700 2001
Charter Facilities Funding (CFF) <sup>6</sup> rate estimate	\$462.15	FY18 ADM qtrs 1-3 (funding estimate)	142.87	\$66,027	Yes	32914 3400
Alternative Learning Environment (ALE) Funding	\$4,640	FY18 ALE FTEs qtrs 1-4	15.00	\$69,600	Yes	32370 2275
English Language Learners (ELL) Funding	\$338	FY19 identified ELL	-	\$0	Yes	32371 2276
National School Lunch (NSL) State Categorical Funding	\$1,051	Oct 1, 2017 F&R	154.00	\$161,854	Yes	32381 2281
NSL Transition	\$0		-	\$0	Yes	32381 2281
NSL Growth Funding	\$1,051	If $\geq 1\%$ per yr, 3-yr avg growth X F&R %	9.84	\$10,342	Yes	32381 2281
Professional Development (PD) Funding	\$27.40	FY18 ADM qtrs 1-3	142.87	\$3,915	Yes	32256 2223
Declining Enrollment Funding (DEF) <sup>3</sup>	\$6,781	(Avg of FY17 + FY18 ADM) - FY18 ADM	9.630	\$65,301	No	31460 2218
Student Growth Funding (SGF) <sup>2,3,4,5</sup> rate per quarter:	\$1,695.25	FY18 qtr 4 vs FY17 3 qtrs, FY19 qtrs 1, 2, and 3 ADM vs FY18 3 qtrs	-	\$0	No	31450 2217

ADM-average daily membership, avg-average, F&R-free and reduced, LEA-local education agency, Oct-October, Qtr(s)-quarter(s), Est-estimated, Rev-Revenue, SOF-source of fund

- 1) All enrollment data, ADM data, ADM estimates, and participating student counts used in charter school funding calculations are subject to applicable enrollment caps.
- 2) Prior year 3-qtr ADM is used to calculate SFF for charter schools funded on prior year ADM data. For charter schools funded on current year ADM data, the final determination of SFF is not available until after current year 3-qtr ADM is established. Adjustments may be necessary after cycle 7 reporting if changes are made to ADM data. Current year funded charter schools are not eligible for student growth funding.
- 3) No open-enrollment public charter school shall receive both declining enrollment funding under A.C.A. § 6-20-2305(a)(3)(A)(i) and student growth funding under A.C.A. § 6-20-2305(c)(2).
- 4) Student growth funding is calculated based on prior year qtr 4, current year qtr 1, qtr 2, and qtr 3 ADM, under A.C.A. § 6-20-2305(c)(2).
- 5) For additional information regarding student growth funding, see A.C.A. § 6-20-2305(c)(2).



LEA: 6053700  
 Open-Enrollment Public Premier High School of Little Rock  
 Charter School:

Preliminary  
 State Aid Notice 2018-19  
 August 3, 2018

Opening date: 07/2013  
 Refer to corresponding Commissioner's Memo  
 for additional information.

DATA						
2016-17 enrollment cap <sup>1</sup>	240	2017-18 enrollment cap <sup>1</sup>	240	2018-19 enrollment cap <sup>1</sup>	240	Student growth if prior year funded
2016-17 grade levels	9-12	2017-18 grade levels	9-12	2018-19 grade levels	9-12	ADM Growth Funding
July 1, 2016 enrollment	75	July 1, 2017 enrollment	89	July 1, 2018 enrollment	110	2017-18 qtr 4 71.27 - \$0
2016-17 ADM (Qtrs. 1-3)	100.78	2017-18 ADM (qtrs. 1-3)	95.13	2018-19 ADM (qtrs. 1-3)	-	2018-19 qtr 1 - \$0
2016-17 ELL students	-	2017-18 ELL students	-	2018-19 ELL students	-	2018-19 qtr 2 - \$0
Oct 1, 2016 NSL F&R count	71	Oct 1, 2017 NSL F&R count	74	Oct 1, 2018 NSL F&R count	-	2018-19 qtr 3 - \$0
Oct 1, 2016 NSL F&R %	65%	Oct 1, 2017 NSL F&R %	65%	Oct 1, 2018 NSL F&R %	0%	^Prior to comparison to declining enrollment funding
FUNDING						
Funding Category	Funding Rate	Existing charter with no changes	Amount	Restricted	Rev Code	SOF Code
State Foundation Funding (SFF) Aid <sup>2</sup>	\$6,781	FY18 ADM qtrs 1-3 95.13	\$645,077	No	31700	2001
Charter Facilities Funding (CFF) <sup>6</sup> rate estimate	\$462.15	FY18 ADM qtrs 1-3 (funding estimate) 95.13	\$43,964	Yes	32914	3400
English Language Learners (ELL) Funding	\$338	FY19 identified ELL -	\$0	Yes	32371	2276
National School Lunch (NSL) State Categorical Funding	\$526	Oct 1, 2017 F&R 74.00	\$38,924	Yes	32381	2281
NSL Transition	\$0		\$0	Yes	32381	2281
NSL Growth Funding	\$0	If $\geq 1\%$ per yr, 3-yr avg growth X F&R % -	\$0	Yes	32381	2281
Professional Development (PD) Funding	\$27.40	FY18 ADM qtrs 1-3 95.13	\$2,607	Yes	32256	2223
Declining Enrollment Funding (DEF) <sup>3</sup>	\$6,781	(Avg of FY17 + FY18 ADM) - FY18 ADM 2.825	\$19,156	No	31460	2218
Student Growth Funding (SGF) <sup>2,3,4,5</sup> rate per quarter:	\$1,695.25	FY18 qtr 4 vs FY17 3 qtrs, FY19 qtrs 1, 2, and 3 ADM vs FY18 3 qtrs -	\$0	No	31450	2217

ADM-average daily membership, avg-average, F&R-free and reduced, LEA-local education agency, Oct-October, Qtr(s)-quarter(s), Est-estimated, Rev-Revenue, SOF-source of fund

- 1) All enrollment data, ADM data, ADM estimates, and participating student counts used in charter school funding calculations are subject to applicable enrollment caps.
- 2) Prior year 3-qtr ADM is used to calculate SFF for charter schools funded on prior year ADM data. For charter schools funded on current year ADM data, the final determination of SFF is not available until after current year 3-qtr ADM is established. Adjustments may be necessary after cycle 7 reporting if changes are made to ADM data. Current year funded charter schools are not eligible for student growth funding.
- 3) No open-enrollment public charter school shall receive both declining enrollment funding under A.C.A. § 6-20-2305(a)(3)(A)(i) and student growth funding under A.C.A. § 6-20-2305(c)(2).
- 4) Student growth funding is calculated based on prior year qtr 4, current year qtr 1, qtr 2, and qtr 3 ADM, under A.C.A. § 6-20-2305(c)(2).
- 5) For additional information regarding student growth funding, see A.C.A. § 6-20-2305(c)(2).
- 6) Final current fiscal year CFF rate and funding amount will be determined using cycle 7 data in July of the next fiscal year.

LEA: 6054700  
 Open-Enrollment Public Charter School: Quest Middle School- West Little Rock

Preliminary  
 State Aid Notice 2018-19  
 August 3, 2018

Opening date: 07/2014  
 Refer to corresponding Commissioner's Memo for additional information.

DATA					
2016-17 enrollment cap <sup>1</sup>	325	2017-18 enrollment cap <sup>1</sup>	400	2018-19 enrollment cap <sup>1</sup>	490
2016-17 grade levels	6-10	2017-18 grade levels	6-11	2018-19 grade levels	6-12
July 1, 2016 enrollment	254	July 1, 2017 enrollment	192	July 1, 2018 enrollment	180
2016-17 ADM (Qtrs. 1-3)	192.79	2017-18 ADM (qtrs. 1-3)	177.16	2018-19 ADM (qtrs. 1-3)	-
2016-17 ELL students	-	2017-18 ELL students	-	2018-19 ELL students	-
Oct 1, 2016 NSL F&R count	23	Oct 1, 2017 NSL F&R count	41	Oct 1, 2018 NSL F&R count	-
Oct 1, 2016 NSL F&R %	12%	Oct 1, 2017 NSL F&R %	22%	Oct 1, 2018 NSL F&R %	0%

FUNDING							
Funding Category	Funding Rate	Existing charter added a grade	Amount	Restricted	Rev Code	SOF Code	
State Foundation Funding (SFF) Aid <sup>2</sup>	\$6,781	Initial SFF aid: July 1, 2018 enrollment	180.00	\$1,220,580	No	31700	2001
		Adjusted SFF Aid: FY19 qtr 1 ADM cycle 3	-	\$0	No	31700	2001
		Final SFF Aid: FY19 ADM qtrs 1-3	-	\$0	No	31700	2001
Charter Facilities Funding (CFF) <sup>6</sup> rate estimate	\$462.15	July 1, 2018 enrollment/funding estimate	180.00	\$83,187	Yes	32914	3400
English Language Learners (ELL) Funding	\$338	FY19 identified ELL	-	\$0	Yes	32371	2276
National School Lunch (NSL) State Categorical Funding NSL Transition	\$526	Oct 1, 2019 F&R	-	\$0	Yes	32381	2281
	\$0		-	\$0	Yes	32381	2281
NSL Growth Funding							
Professional Development (PD) Funding	\$27.40	July 1, 2018 enrollment	180.00	\$4,932	Yes	32256	2223
Declining Enrollment Funding (DEF) <sup>3</sup>	\$6,781	(Avg of FY17 + FY18 ADM) - FY18 ADM	7.815	\$52,994	No	31460	2218
Student Growth Funding (SGF) <sup>4</sup>	rate per quarter	FY18 qtr 4 vs FY17 3 qtrs, FY19 qtrs 1, 2, and 3 ADM vs FY18 3 qtrs	n/a	n/a	No	31486	2217

ADM-average daily membership, avg-average, F&R-free and reduced, LEA-local education agency, Oct-October, Qtr(s)-quarter(s), Est-estimated, Rev-Revenue, SOF-source of fund

- 1) All enrollment data, ADM data, ADM estimates, and participating student counts used in charter school funding calculations are subject to applicable enrollment caps.
- 2) Prior year 3-qtr ADM is used to calculate SFF for charter schools funded on prior year ADM data. For charter schools funded on current year ADM data, the final determination of SFF is not available until after current year 3-qtr ADM is established. Adjustments may be necessary after cycle 7 reporting if changes are made to ADM data. Current year funded charter schools are not eligible for student growth funding.
- 3) No open-enrollment public charter school shall receive both declining enrollment funding under A.C.A. § 6-20-2305(a)(3)(A)(i) and student growth funding under A.C.A. § 6-20-2305(c)(2).



6) Final current fiscal year CFF rate and funding amount will be determined using cycle 7 data in July of the next fiscal year.

LEA: 6055700  
 Open-Enrollment Public Exalt Academy  
 Charter School:

Preliminary  
 State Aid Notice 2018-19  
 August 3, 2018

Opening date: 07/2014  
 Refer to corresponding Commissioner's Memo  
 for additional information.

DATA					
2016-17 enrollment cap <sup>1</sup>	300	2017-18 enrollment cap <sup>1</sup>	360	2018-19 enrollment cap <sup>1</sup>	420
2016-17 grade levels	K-4	2017-18 grade levels	K-5	2018-19 grade levels	K-6
July 1, 2016 enrollment	297	July 1, 2017 enrollment	300	July 1, 2018 enrollment	300
2016-17 ADM (Qtrs. 1-3)	273.75	2017-18 ADM (qtrs. 1-3)	295.07	2018-19 ADM (qtrs. 1-3)	-
2016-17 ELL students	75	2017-18 ELL students	160	2018-19 ELL students	-
Oct 1, 2016 NSL F&R count	269	Oct 1, 2017 NSL F&R count	360	Oct 1, 2018 NSL F&R count	-
Oct 1, 2016 NSL F&R %	96%	Oct 1, 2017 NSL F&R %	96%	Oct 1, 2018 NSL F&R %	0%

FUNDING							
Funding Category	Funding Rate	Existing charter added a grade	Amount	Restricted	Rev Code	SOF Code	
State Foundation Funding (SFF) Aid <sup>2</sup>	\$6,781	Initial SFF aid: July 1, 2018 enrollment	300.00	\$2,034,300	No	31700	2001
		Adjusted SFF Aid: FY19 qtr 1 ADM cycle 3	-	\$0	No	31700	2001
		Final SFF Aid: FY19 ADM qtrs 1-3	-	\$0	No	31700	2001
Charter Facilities Funding (CFF) <sup>6</sup> rate estimate	\$462.15	July 1, 2018 enrollment/funding estimate	300.00	\$138,645	Yes	32914	3400
English Language Learners (ELL) Funding	\$338	FY19 identified ELL	-	\$0	Yes	32371	2276
National School Lunch (NSL) State Categorical Funding NSL Transition	\$1,576	Oct 1, 2019 F&R	-	\$0	Yes	32381	2281
	\$0		-	\$0	Yes	32381	2281
NSL Growth Funding							
Professional Development (PD) Funding	\$27.40	July 1, 2018 enrollment	300.00	\$8,220	Yes	32256	2223
Declining Enrollment Funding (DEF) <sup>3</sup>	\$6,781	(Avg of FY17 + FY18 ADM) - FY18 ADM	-	\$0	No	31460	2218
Student Growth Funding (SGF) <sup>4</sup>	rate per quarter	FY18 qtr 4 vs FY17 3 qtrs, FY19 qtrs 1, 2, and 3 ADM vs FY18 3 qtrs	n/a	n/a	No	31486	2217

ADM-average daily membership, avg-average, F&R-free and reduced, LEA-local education agency, Oct-October, Qtr(s)-quarter(s), Est-estimated, Rev-Revenue, SOF-source of fund

- 1) All enrollment data, ADM data, ADM estimates, and participating student counts used in charter school funding calculations are subject to applicable enrollment caps.
- 2) Prior year 3-qtr ADM is used to calculate SFF for charter schools funded on prior year ADM data. For charter schools funded on current year ADM data, the final determination of SFF is not available until after current year 3-qtr ADM is established. Adjustments may be necessary after cycle 7 reporting if changes are made to ADM data. Current year funded charter schools are not eligible for student growth funding.
- 3) No open-enrollment public charter school shall receive both declining enrollment funding under A.C.A. § 6-20-2305(a)(3)(A)(i) and student growth funding under A.C.A. § 6-20-2305(c)(2).



6) Final current fiscal year CFF rate and funding amount will be determined using cycle 7 data in July of the next fiscal year.

LEA: 6056700  
 Open-Enrollment Public Capitol City Lighthouse  
 Charter School:

Preliminary  
 State Aid Notice 2018-19  
 August 3, 2018

Opening date: 07/2015  
 Refer to corresponding Commissioner's Memo  
 for additional information.


DATA							
2016-17 enrollment cap <sup>1</sup>	402	2017-18 enrollment cap <sup>1</sup>	460	2018-19 enrollment cap <sup>1</sup>	544	Student Growth Funding	Year Funded
2016-17 grade levels	K-6	2017-18 grade levels	K-7	2018-19 grade levels	K-8	ADM	Growth
July 1, 2016 enrollment	271	July 1, 2017 enrollment	295	July 1, 2018 enrollment	235	2017-18 qtr 4	\$0
2016-17 ADM (Qtrs. 1-3)	252.87	2017-18 ADM (qtrs. 1-3)	200.35	2018-19 ADM (qtrs. 1-3)	-	2018-19 qtr 1	\$0
2016-17 ELL students	4	2017-18 ELL students	10	2018-19 ELL students	-	2018-19 qtr 2	\$0
Oct 1, 2016 NSL F&R count	205	Oct 1, 2017 NSL F&R count	159	Oct 1, 2018 NSL F&R count	-	2018-19 qtr 3	\$0
Oct 1, 2016 NSL F&R %	77%	Oct 1, 2017 NSL F&R %	77%	Oct 1, 2018 NSL F&R %	0%	2018-19 qtr 4	\$0

FUNDING							
Funding Category	Funding Rate	Existing charter added a grade	Amount	Restricted	Rev Code	SOF Code	
State Foundation Funding (SFF) Aid <sup>2</sup>	\$6,781	Initial SFF aid: July 1, 2018 enrollment	235.00	\$1,593,535	No	31700	2001
		Adjusted SFF Aid: FY19 qtr 1 ADM cycle 3	-	\$0	No	31700	2001
		Final SFF Aid: FY19 ADM qtrs 1-3	-	\$0	No	31700	2001
Charter Facilities Funding (CFF) <sup>6</sup> rate estimate	\$462.15	July 1, 2018 enrollment/funding estimate	40.00	\$18,486*	Yes	32914	3400
English Language Learners (ELL) Funding	\$338	FY19 identified ELL	-	\$0	Yes	32371	2276
National School Lunch (NSL) State Categorical Funding NSL Transition	\$1,051	Oct 1, 2019 F&R	-	\$0	Yes	32381	2281
	\$0		-	\$0	Yes	32381	2281
NSL Growth Funding		(Avg of FY17 + FY18 ADM) - FY18 ADM	26.260	\$178,069	No	31460	2218
Professional Development (PD) Funding	\$27.40	July 1, 2018 enrollment	235.00	\$6,439	Yes	32256	2223
Declining Enrollment Funding (DEF) <sup>3</sup>	\$6,781	(Avg of FY17 + FY18 ADM) - FY18 ADM	26.260	\$178,069	No	31460	2218
Student Growth Funding (SGF) <sup>4</sup>	rate per quarter	FY18 qtr 4 vs FY17 3 qtrs, FY19 qtrs 1, 2, and 3 ADM vs FY18 3 qtrs	n/a	n/a	No	31486	2217

ADM-average daily membership, avg-average, F&R-free and reduced, LEA-local education agency, Oct-October, Qtr(s)-quarter(s), Est-estimated, Rev-Revenue, SOF-source of fund

\*CFF change in October: \$17,534 of CFF already distributed based on July 1 enrollment of 235.00

- 1) All enrollment data, ADM data, ADM estimates, and participating student counts used in charter school funding calculations are subject to applicable enrollment caps.
- 2) Prior year 3-qtr ADM is used to calculate SFF for charter schools funded on prior year ADM data. For charter schools funded on current year ADM data, the final determination of SFF is not available until after current year 3-qtr ADM is established. Adjustments may be necessary after cycle 7 reporting if changes are made to ADM data. Current year funded charter schools are not eligible for student growth funding.
- 3) No open-enrollment public charter school shall receive both declining enrollment funding under A.C.A. § 6-20-2305(a)(3)(A)(i) and student growth funding under A.C.A. § 6-20-2305(c)(2).



6) Final current fiscal year CFF rate and funding amount will be determined using cycle 7 data in July of the next fiscal year.



LEA: 6640700  
 Open-Enrollment Public Future School of Fort Smith  
 Charter School:

Preliminary  
 State Aid Notice 2018-19  
 August 3, 2018

Opening date: 07/2016  
 Refer to corresponding Commissioner's Memo  
 for additional information.

DATA					
2016-17 enrollment cap <sup>1</sup>	150	2017-18 enrollment cap <sup>1</sup>	300	2018-19 enrollment cap <sup>1</sup>	450
2016-17 grade level	10	2017-18 grade levels	10-11	2018-19 grade levels	10-12
July 1, 2016 enrollment	35	July 1, 2017 enrollment	150	July 1, 2018 enrollment	194
2016-17 ADM (Qtrs. 1-3)	66.45	2017-18 ADM (qtrs. 1-3)	146.32	2018-19 ADM (qtrs. 1-3)	-
2016-17 ELL students	-	2017-18 ELL students	26	2018-19 ELL students	-
Oct 1, 2016 NSL F&R count	33	Oct 1, 2017 NSL F&R count	90	Oct 1, 2018 NSL F&R count	-
Oct 1, 2016 NSL F&R %	53%	Oct 1, 2017 NSL F&R %	56%	Oct 1, 2018 NSL F&R %	0%

FUNDING							
Funding Category	Funding Rate	Existing charter added a grade	Amount	Restricted	Rev Code	SOF Code	
State Foundation Funding (SFF) Aid <sup>2</sup>	\$6,781	Initial SFF aid: July 1, 2018 enrollment	194.00	\$1,315,514	No	31700	2001
		Adjusted SFF Aid: FY19 qtr 1 ADM cycle 3	-	\$0	No	31700	2001
		Final SFF Aid: FY19 ADM qtrs 1-3	-	\$0	No	31700	2001
Charter Facilities Funding (CFF) <sup>6</sup> rate estimate	\$462.15	July 1, 2018 enrollment/funding estimate	194.00	\$89,657	Yes	32914	3400
English Language Learners (ELL) Funding	\$338	FY19 identified ELL	-	\$0	Yes	32371	2276
National School Lunch (NSL) State Categorical Funding NSL Transition	\$526	Oct 1, 2019 F&R	-	\$0	Yes	32381	2281
	\$0		-	\$0	Yes	32381	2281
NSL Growth Funding							
Professional Development (PD) Funding	\$27.40	July 1, 2018 enrollment	194.00	\$5,316	Yes	32256	2223
Declining Enrollment Funding (DEF) <sup>3</sup>	\$6,781	(Avg of FY17 + FY18 ADM) - FY18 ADM	-	\$0	No	31460	2218
Student Growth Funding (SGF) <sup>4</sup>	rate per quarter	FY18 qtr 4 vs FY17 3 qtrs, FY19 qtrs 1, 2, and 3 ADM vs FY18 3 qtrs	n/a	n/a	No	31486	2217

ADM-average daily membership, avg-average, F&R-free and reduced, LEA-local education agency, Oct-October, Qtr(s)-quarter(s), Est-estimated, Rev-Revenue, SOF-source of fund

- 1) All enrollment data, ADM data, ADM estimates, and participating student counts used in charter school funding calculations are subject to applicable enrollment caps.
- 2) Prior year 3-qtr ADM is used to calculate SFF for charter schools funded on prior year ADM data. For charter schools funded on current year ADM data, the final determination of SFF is not available until after current year 3-qtr ADM is established. Adjustments may be necessary after cycle 7 reporting if changes are made to ADM data. Current year funded charter schools are not eligible for student growth funding.
- 3) No open-enrollment public charter school shall receive both declining enrollment funding under A.C.A. § 6-20-2305(a)(3)(A)(i) and student growth funding under A.C.A. § 6-20-2305(c)(2).



6) Final current fiscal year CFF rate and funding amount will be determined using cycle 7 data in July of the next fiscal year.

LEA:  
Open-Enrollment Public  
Charter School:

7240700  
Haas Hall Academy Fayetteville

Preliminary  
State Aid Notice 2018-19  
August 3, 2018

Opening date: 07/2004  
Refer to corresponding Commissioner's Memo  
for additional information.

DATA						
2016-17 enrollment cap <sup>1</sup>	500	2017-18 enrollment cap <sup>1</sup>	1,500	2018-19 enrollment cap <sup>1</sup>	1,500	Student Growth Funding Year Funded
2016-17 grade levels	7-12	2017-18 grade levels	7-12	2018-19 grade levels	7-12	APM Growth Funding*
July 1, 2016 enrollment	360	July 1, 2017 enrollment	830	July 1, 2018 enrollment	1,020	2016-17 qtr 4
2016-17 ADM (Qtrs. 1-3)	344.43	2017-18 ADM (qtrs. 1-3)	669.85	2018-19 ADM (qtrs. 1-3)	-	2017-18 qtr 1
2016-17 ELL students	-	2017-18 ELL students	-	2018-19 ELL students	-	2017-18 qtr 2
Oct 1, 2016 NSL F&R count	-	Oct 1, 2017 NSL F&R count	4	Oct 1, 2018 NSL F&R count	-	2017-18 qtr 3
Oct 1, 2016 NSL F&R %	-	Oct 1, 2017 NSL F&R %	1%	Oct 1, 2018 NSL F&R %	0%	Refer to Appendix A to determine the source of funding

FUNDING							
Funding Category	Funding Rate	Existing charter adding a campus level grade	Amount	Restricted	Rev Code	SOF Code	
State Foundation Funding (SFF) Aid <sup>2</sup>	\$6,781	Initial SFF aid: July 1, 2018 enrollment	1,020.00	\$6,916,620	No	31700	2001
		Adjusted SFF Aid: FY19 qtr 1 ADM cycle 3	-	\$0	No	31700	2001
		Final SFF Aid: FY19 ADM qtrs 1-3	-	\$0	No	31700	2001
Charter Facilities Funding (CFF) <sup>6</sup> rate estimate	\$462.15	July 1, 2018 enrollment/funding estimate	1,020.00	\$471,395	Yes	32914	3400
English Language Learners (ELL) Funding	\$338	FY19 identified ELL	-	\$0	Yes	32371	2276
National School Lunch (NSL) State Categorical Funding NSL Transition	\$526	Oct 1, 2019 F&R	-	\$0	Yes	32381	2281
	\$0		-	\$0	Yes	32381	2281
NSL Growth Funding	\$0	NSL Growth Funding (NSL F&R %)	n/a	n/a	No	32381	2281
Professional Development (PD) Funding	\$27.40	July 1, 2018 enrollment	1,020.00	\$27,948	Yes	32256	2223
Declining Enrollment Funding (DEF) <sup>3</sup>	\$6,781	(Avg of FY17 + FY18 ADM) - FY18 ADM	-	\$0	No	31460	2218
Student Growth Funding (SGF) <sup>4</sup>	rate per quarter	FY18 qtr 4 vs FY17 3 qtrs, FY19 qtrs 1, 2, and 3 ADM vs FY18 3 qtrs	n/a	n/a	No	31486	2217

ADM-average daily membership, avg-average, F&R-free and reduced, LEA-local education agency, Oct-October, Qtr(s)-quarter(s), Est-estimated, Rev-Revenue, SOF-source of fund

- 1) All enrollment data, ADM data, ADM estimates, and participating student counts used in charter school funding calculations are subject to applicable enrollment caps.
- 2) Prior year 3-qtr ADM is used to calculate SFF for charter schools funded on prior year ADM data. For charter schools funded on current year ADM data, the final determination of SFF is not available until after current year 3-qtr ADM is established. Adjustments may be necessary after cycle 7 reporting if changes are made to ADM data. Current year funded charter schools are not eligible for student growth funding.
- 3) No open-enrollment public charter school shall receive both declining enrollment funding under A.C.A. § 6-20-2305(a)(3)(A)(i) and student growth funding under A.C.A. § 6-20-2305(c)(2).



6) Final current fiscal year CFF rate and funding amount will be determined using cycle 7 data in July of the next fiscal year.



LEA: 7241700  
 Open-Enrollment Public Charter School: Ozark Montessori Academy

Preliminary  
 State Aid Notice 2018-19  
 August 3, 2018

Opening date: 07/2015  
 Refer to corresponding Commissioner's Memo  
 for additional information.

DATA									
2016-17 enrollment cap <sup>1</sup>	200	2017-18 enrollment cap <sup>1</sup>	280*	2018-19 enrollment cap <sup>1</sup>	280	Student growth if prior year funded			
2016-17 grade levels	K-7	2017-18 grade levels	K-8	2018-19 grade levels	K-8	ADM	Growth	Funding <sup>^</sup>	
July 1, 2016 enrollment	200	July 1, 2017 enrollment	249	July 1, 2018 enrollment	217	2016-17 qtr 4	185.96	8.04	\$13,630
2016-17 ADM (Qtrs. 1-3)	177.92	2017-18 ADM (qtrs. 1-3)	204.96	2018-19 ADM (qtrs. 1-3)	-	2017-18 qtr 1	-	-	-
2016-17 ELL students	44	2017-18 ELL students	24	2018-19 ELL students	-	2017-18 qtr 2	-	-	-
Oct 1, 2016 NSL F&R count	102	Oct 1, 2017 NSL F&R count	115	Oct 1, 2018 NSL F&R count	-	2017-18 qtr 3	-	-	-
Oct 1, 2016 NSL F&R %	57%	Oct 1, 2017 NSL F&R %	44%	Oct 1, 2018 NSL F&R %	0%	^Prior to comparison to declining enrollment funding			
FUNDING									
Funding Category	Funding Rate	Existing charter with no changes			Amount	Restricted	Rev Code	SOF Code	
State Foundation Funding (SFF) Aid <sup>2</sup>	\$6,781	FY18 ADM qtrs 1-3			204.96	\$1,389,834	No	31700	2001
Charter Facilities Funding (CFF) <sup>6</sup> rate estimate	\$462.15	FY18 ADM qtrs 1-3 (funding estimate)			204.96	\$94,722	Yes	32914	3400
English Language Learners (ELL) Funding	\$338	FY19 identified ELL			-	\$0	Yes	32371	2276
National School Lunch (NSL) State Categorical Funding	\$526	Oct 1, 2017 F&R			115.00	\$60,490	Yes	32381	2281
NSL Transition	\$0				-	\$0	Yes	32381	2281
NSL Growth Funding	\$0	If $\geq 1\%$ per yr, 3-yr avg growth X F&R %			-	\$0	Yes	32381	2281
Professional Development (PD) Funding	\$27.40	FY18 ADM qtrs 1-3			204.96	\$5,616	Yes	32256	2223
Declining Enrollment Funding (DEF) <sup>3</sup>	\$6,781	(Avg of FY17 + FY18 ADM) - FY18 ADM			-	\$0	No	31460	2218
Student Growth Funding (SGF) <sup>2,3,4,5</sup> rate per quarter:	\$1,695.25	FY18 qtr 4 vs FY17 3 qtrs, FY19 qtrs 1, 2, and 3 ADM vs FY18 3 qtrs			8.04	\$13,630	No	31450	2217

ADM-average daily membership, avg-average, F&R-free and reduced, LEA-local education agency, Oct-October, Qtr(s)-quarter(s), Est-estimated, Rev-Revenue, SOF-source of fund

\*2017-2018 enrollment CAP was 264, changed to 280, as reported by the Charter School Office in 2018-2019

- 1) All enrollment data, ADM data, ADM estimates, and participating student counts used in charter school funding calculations are subject to applicable enrollment caps.
- 2) Prior year 3-qtr ADM is used to calculate SFF for charter schools funded on prior year ADM data. For charter schools funded on current year ADM data, the final determination of SFF is not available until after current year 3-qtr ADM is established. Adjustments may be necessary after cycle 7 reporting if changes are made to ADM data. Current year funded charter schools are not eligible for student growth funding.
- 3) No open-enrollment public charter school shall receive both declining enrollment funding under A.C.A. § 6-20-2305(a)(3)(A)(i) and student growth funding under A.C.A. § 6-20-2305(c)(2).
- 4) Student growth funding is calculated based on prior year qtr 4, current year qtr 1, qtr 2, and qtr 3 ADM, under A.C.A. § 6-20-2305(c)(2).
- 5) For additional information regarding student growth funding, see A.C.A. § 6-20-2305(c)(2).
- 6) Final current fiscal year CFF rate and funding amount will be determined using cycle 7 data in July of the next fiscal year.