

LEA: 0440700
 Open-Enrollment Public Arkansas Arts Academy
 Charter School:

Mid-Year
 State Aid Notice 2018-19
 February 28, 2019

Opening date: 07/2001
 Refer to corresponding Commissioner's Memo
 for additional information.

DATA							
2016-17 enrollment cap ¹	825	2017-18 enrollment cap ¹	1,225	2018-19 enrollment cap ¹	1,225	2017-18 qtr 4	\$0
2016-17 grade levels	K-12	2017-18 grade levels	K-12	2018-19 grade levels	K-12	2018-19 qtr 1	\$0
July 1, 2016 enrollment	820	July 1, 2017 enrollment	825	July 1, 2018 enrollment	1,030	2018-19 qtr 2	\$6
2016-17 ADM (qtrs. 1-3)	775.95	2017-18 ADM (qtrs. 1-3)	803.25	2018-19 ADM (qtrs. 1-3)	-	2018-19 qtr 3	\$6
2016-17 ELL students	33	2017-18 ELL students	26	2018-19 ELL students	59		
Oct 1, 2016 NSL F&R count	219	Oct 1, 2017 NSL F&R count	195	Oct 1, 2018 NSL F&R count	276		
Oct 1, 2016 NSL F&R %	28%	Oct 1, 2017 NSL F&R %	25%	Oct 1, 2018 NSL F&R %	27%		

FUNDING							
Funding Category	Funding Rate	Existing charter adding a campus level grade	Amount	Restricted	Rev Code	SOF Code	
State Foundation Funding (SFF) Aid ²	\$6,781	Initial SFF aid: July 1, 2018 enrollment	1,030.00	\$6,984,430	No	31700	2001
		Adjusted SFF Aid: FY19 qtr 1 ADM cycle 3	985.43	\$6,682,201	No	31700	2001
		Final SFF Aid: FY19 ADM qtrs 1-3	-	\$0	No	31700	2001
Charter Facilities Funding (CFF) ⁶ rate estimate	\$473.11	July 1, 2018 enrollment (funding estimate)	985.43	\$466,213	Yes	32914	3400
English Language Learners (ELL) Funding	\$338	FY19 identified ELL	59.00	\$19,942	Yes	32371	2276
National School Lunch (NSL) State Categorical Funding NSL Transition	\$526	Oct 1, 2018 F&R	276.00	\$145,176	Yes	32381	2281
	\$0		-	\$0	Yes	32381	2281
Professional Development (PD) Funding	\$27.40	July 1, 2018 enrollment	1,030.00	\$28,222	Yes	32256	2223
Declining Enrollment Funding (DEF) ³	\$6,781	(Avg of FY17 + FY18 ADM) - FY18 ADM	-	\$0	No	31460	2218
Student Growth Funding (SGF) ⁴	rate per quarter	Y18 qtr 4, FY17 3 qtrs, FY19 qtrs 1, 2, and 3 ADM vs FY18 3 qtrs	90.10	\$152,738	No	31450	2217

ADM-average daily membership, avg-average, F&R-free and reduced, LEA-local education agency, Oct-October, Qtr(s)-quarter(s), Est-estimated, Rev-Revenue, SOF-source of fund

- 1) All enrollment data, ADM data, ADM estimates, and participating student counts used in charter school funding calculations are subject to applicable enrollment caps.
- 2) Prior year 3-qtr ADM is used to calculate SFF for charter schools funded on prior year ADM data. For charter schools funded on current year ADM data, the final determination of SFF is not available until after current year 3-qtr ADM is established. Adjustments may be necessary after cycle 7 reporting if changes are made to ADM data. Current year funded charter schools are not eligible for student growth funding.
- 3) No open-enrollment public charter school shall receive both declining enrollment funding under A.C.A. § 6-20-2305(a)(3)(A)(i) and student growth funding under A.C.A. § 6-20-2305(c)(2).

4) Student growth funding is calculated based on the change in enrollment from the previous year to the current year. The calculation is based on the average daily membership (ADM) for the previous year and the current year. The calculation is based on the average daily membership (ADM) for the previous year and the current year. The calculation is based on the average daily membership (ADM) for the previous year and the current year.

6) Final current fiscal year CFF rate and funding amount will be determined using cycle 7 data in July of the next fiscal year.

LEA: 0442700
 Open-Enrollment Public Northwest Arkansas Classical
 Charter School: Academy

Mid-Year
 State Aid Notice 2018-19
 February 28, 2019

Opening date: 07/2013
 Refer to corresponding Commissioner's Memo
 for additional information.

DATA									
2016-17 enrollment cap ¹	674	2017-18 enrollment cap ¹	685	2018-19 enrollment cap ¹	817	Student growth if prior year funded			
2016-17 grade levels	K-11	2017-18 grade levels	K-12	2018-19 grade levels	K-12	ADM	Growth	Funding	
July 1, 2016 enrollment	593	July 1, 2017 enrollment	602	July 1, 2018 enrollment	715	2017-18 qtr 4	562.67	10.37	\$17,580
2016-17 ADM (Qtrs. 1-3)	552.30	2017-18 ADM (qtrs. 1-3)	565.23	2018-19 ADM (qtrs. 1-3)	-	2018-19 qtr 1	653.24	88.01	\$149,199
2016-17 ELL students	14	2017-18 ELL students	5	2018-19 ELL students	49	2018-19 qtr 2	655.75	90.52	\$153,454
Oct 1, 2016 NSL F&R count	29	Oct 1, 2017 NSL F&R count	30	Oct 1, 2018 NSL F&R count	34	2018-19 qtr 3		-	\$0
Oct 1, 2016 NSL F&R %	5%	Oct 1, 2017 NSL F&R %	5%	Oct 1, 2018 NSL F&R %	5%	^Prior to comparison to declining enrollment funding			
FUNDING									
Funding Category	Funding Rate	Existing charter with no changes			Amount	Restricted	Rev Code	SOF Code	
State Foundation Funding (SFF) Aid ²	\$6,781	FY18 ADM qtrs 1-3			565.23	\$3,832,825	No	31700	2001
Charter Facilities Funding (CFF) ⁶ rate estimate	\$473.11	FY18 ADM qtrs 1-3 (funding estimate)			565.23	\$267,413	Yes	32914	3400
English Language Learners (ELL) Funding	\$338	FY19 identified ELL			49.00	\$16,562	Yes	32371	2276
National School Lunch (NSL) State Categorical Funding	\$526	Oct 1, 2017 F&R			30.00	\$15,780	Yes	32381	2281
NSL Transition	\$0				-	\$0	Yes	32381	2281
NSL Growth Funding	\$0	If $\geq 1\%$ per yr, 3-yr avg growth X F&R %			-	\$0	Yes	32381	2281
Professional Development (PD) Funding	\$27.40	FY18 ADM qtrs 1-3			565.23	\$15,487	Yes	32256	2223
Declining Enrollment Funding (DEF) ³	\$6,781	(Avg of FY17 + FY18 ADM) - FY18 ADM			-	\$0	No	31460	2218
Student Growth Funding (SGF) ^{2,3,4,5} rate per quarter:	\$1,695.25	FY18 qtr 4 vs FY17 3 qtrs, FY19 qtrs 1, 2, and 3 ADM vs FY18 3 qtrs			188.90	\$320,233	No	31450	2217

ADM-average daily membership, avg-average, F&R-free and reduced, LEA-local education agency, Oct-October, Qtr(s)-quarter(s), Est-estimated, Rev-Revenue, SOF-source of fund

- 1) All enrollment data, ADM data, ADM estimates, and participating student counts used in charter school funding calculations are subject to applicable enrollment caps.
- 2) Prior year 3-qtr ADM is used to calculate SFF for charter schools funded on prior year ADM data. For charter schools funded on current year ADM data, the final determination of SFF is not available until after current year 3-qtr ADM is established. Adjustments may be necessary after cycle 7 reporting if changes are made to ADM data. Current year funded charter schools are not eligible for student growth funding.
- 3) No open-enrollment public charter school shall receive both declining enrollment funding under A.C.A. § 6-20-2305(a)(3)(A)(i) and student growth funding under A.C.A. § 6-20-2305(c)(2).
- 4) Student growth funding is calculated based on prior year qtr 4, current year qtr 1, qtr 2, and qtr 3 ADM, under A.C.A. § 6-20-2305(c)(2).
- 5) For additional information regarding student growth funding, see A.C.A. § 6-20-2305(c)(2).
- 6) Final current fiscal year CFF rate and funding amount will be determined using cycle 7 data in July of the next fiscal year.

LEA: 0443700
 Open-Enrollment Public Charter School: Haas Hall Academy Bentonville

Mid-Year
 State Aid Notice 2018-19
 February 28, 2019

Opening date: 07/2015
 Refer to corresponding Commissioner's Memo
 for additional information.

DATA									
2016-17 enrollment cap ¹	500	2017-18 enrollment cap ¹	500	2018-19 enrollment cap ¹	500	Student growth if prior year funded			
2016-17 grade levels	7-12	2017-18 grade levels	7-12	2018-19 grade levels	7-12	ADM	Growth	Funding	
July 1, 2016 enrollment	340	July 1, 2017 enrollment	400	July 1, 2018 enrollment	425	2017-18 qtr 4	294.54	3.39	\$5,747
2016-17 ADM (Qtrs. 1-3)	291.15	2017-18 ADM (qtrs. 1-3)	304.26	2018-19 ADM (qtrs. 1-3)	-	2018-19 qtr 1	366.77	62.51	\$105,970
2016-17 ELL students	-	2017-18 ELL students	-	2018-19 ELL students	5	2018-19 qtr 2	356.96	52.70	\$89,340
Oct 1, 2016 NSL F&R count	-	Oct 1, 2017 NSL F&R count	-	Oct 1, 2018 NSL F&R count	-	2018-19 qtr 3		-	\$0
Oct 1, 2016 NSL F&R %	-	Oct 1, 2017 NSL F&R %	-	Oct 1, 2018 NSL F&R %	-	^Prior to comparison to declining enrollment funding			
FUNDING									
Funding Category	Funding Rate	Existing charter with no changes			Amount	Restricted	Rev Code	SOF Code	
State Foundation Funding (SFF) Aid ²	\$6,781	FY18 ADM qtrs 1-3			304.26	\$2,063,187	No	31700	2001
Charter Facilities Funding (CFF) ⁶ rate estimate	\$473.11	FY18 ADM qtrs 1-3 (funding estimate)			304.26	\$143,947	Yes	32914	3400
English Language Learners (ELL) Funding	\$338	FY19 identified ELL			5.00	\$1,690	Yes	32371	2276
National School Lunch (NSL) State Categorical Funding	n/a	Oct 1, 2018 F&R			n/a	n/a	Yes	32381	2281
NSL Transition	n/a				n/a	n/a	Yes	32381	2281
NSL Growth Funding	n/a	FY17 qtr 4 vs FY18 qtrs 1, 2, and 3 ADM vs FY18 3 qtrs			n/a	n/a	Yes	32381	2281
Professional Development (PD) Funding	\$27.40	FY18 ADM qtrs 1-3			304.26	\$8,337	Yes	32256	2223
Declining Enrollment Funding (DEF) ³	\$6,781	(Avg of FY17 + FY18 ADM) - FY18 ADM			-	\$0	No	31460	2218
Student Growth Funding (SGF) ^{2,3,4,5} rate per quarter:	\$1,695.25	FY18 qtr 4 vs FY17 3 qtrs, FY19 qtrs 1, 2, and 3 ADM vs FY18 3 qtrs			118.60	\$201,057	No	31450	2217

ADM-average daily membership, avg-average, F&R-free and reduced, LEA-local education agency, Oct-October, Qtr(s)-quarter(s), Est-estimated, Rev-Revenue, SOF-source of fund

- 1) All enrollment data, ADM data, ADM estimates, and participating student counts used in charter school funding calculations are subject to applicable enrollment caps.
- 2) Prior year 3-qtr ADM is used to calculate SFF for charter schools funded on prior year ADM data. For charter schools funded on current year ADM data, the final determination of SFF is not available until after current year 3-qtr ADM is established. Adjustments may be necessary after cycle 7 reporting if changes are made to ADM data. Current year funded charter schools are not eligible for student growth funding.
- 3) No open-enrollment public charter school shall receive both declining enrollment funding under A.C.A. § 6-20-2305(a)(3)(A)(i) and student growth funding under A.C.A. § 6-20-2305(c)(2).
- 4) Student growth funding is calculated based on prior year qtr 4, current year qtr 1, qtr 2, and qtr 3 ADM, under A.C.A. § 6-20-2305(c)(2).
- 5) For additional information regarding student growth funding, see A.C.A. § 6-20-2305(c)(2).
- 6) Final current fiscal year CFF rate and funding amount will be determined using cycle 7 data in July of the next fiscal year.

LEA: 0444700
 Open-Enrollment Public Arkansas Connections
 Charter School: Academy

Mid-Year
 State Aid Notice 2018-19
 February 28, 2019

Opening date: 07/2016
 Refer to corresponding Commissioner's Memo
 for additional information.

DATA					
2016-17 enrollment cap ¹	600	2017-18 enrollment cap ¹	1,200	2018-19 enrollment cap ¹	2,000
2016-17 grade levels	K-9	2017-18 grade levels	K-10	2018-19 grade levels	K-11
July 1, 2016 enrollment	314	July 1, 2017 enrollment	511	July 1, 2018 enrollment	803
2016-17 ADM (Qtrs. 1-3)	383.57	2017-18 ADM (qtrs. 1-3)	785.35	2018-19 ADM (qtrs. 1-3)	-
2016-17 ELL students	8	2017-18 ELL students	14	2018-19 ELL students	10
Oct 1, 2016 NSL F&R count	-	Oct 1, 2017 NSL F&R count	-	Oct 1, 2018 NSL F&R count	-
Oct 1, 2016 NSL F&R %	-	Oct 1, 2017 NSL F&R %	-	Oct 1, 2018 NSL F&R %	-

FUNDING							
Funding Category	Funding Rate	Existing charter added a grade	Amount	Restricted	Rev Code	SOF Code	
State Foundation Funding (SFF) Aid ²	\$6,781	Initial SFF aid: July 1, 2018 enrollment	803.00	\$5,445,143	No	31700	2001
		Adjusted SFF Aid: FY19 qtr 1 ADM cycle 3	1,174.40	\$7,963,606	No	31700	2001
		Final SFF Aid: FY19 ADM qtrs 1-3	-	\$0	No	31700	2001
Charter Facilities Funding (CF) Rate estimate	n/a	July 1, 2018 enrollment/funding estimate	n/a	n/a	Yes	32914	3400
English Language Learners (ELL) Funding	\$338	FY19 identified ELL	10.00	\$3,380	Yes	32371	2276
National School Lunch (NSL) State Categorical Funding	n/a	Oct 1, 2018 F&R	n/a	n/a	Yes	32381	2281
NSL Transition	n/a		n/a	n/a	Yes	32381	2281
NSL Growth Funding	n/a	July 1, 2018 enrollment	n/a	n/a	Yes	32381	2281
Professional Development (PD) Funding	\$27.40	July 1, 2018 enrollment	803.00	\$22,002	Yes	32256	2223
Declining Enrollment Funding (DEF) ³	\$6,781	(Avg of FY17 + FY18 ADM) - FY18 ADM	-	\$0	No	31460	2218
Student Growth Funding (SGF) ⁴	rate per quarter	FY18 qtr 4 vs FY17 3 qtrs, FY19 qtrs 1, 2, and 3 ADM vs FY18 3 qtrs	90.10	\$152,738	No	31480	2217

ADM-average daily membership, avg-average, F&R-free and reduced, LEA-local education agency, Oct-October, Qtr(s)-quarter(s), Est-estimated, Rev-Revenue, SOF-source of fund

- 1) All enrollment data, ADM data, ADM estimates, and participating student counts used in charter school funding calculations are subject to applicable enrollment caps.
- 2) Prior year 3-qtr ADM is used to calculate SFF for charter schools funded on prior year ADM data. For charter schools funded on current year ADM data, the final determination of SFF is not available until after current year 3-qtr ADM is established. Adjustments may be necessary after cycle 7 reporting if changes are made to ADM data. Current year funded charter schools are not eligible for student growth funding.
- 3) No open-enrollment public charter school shall receive both declining enrollment funding under A.C.A. § 6-20-2305(a)(3)(A)(i) and student growth funding under A.C.A. § 6-20-2305(c)(2).

4) Student growth funding is calculated based on the difference between the current year and the prior year's enrollment. For additional information regarding growth funding, see A.C.A. § 6-20-2305(c)(2).
 5) Final enrollment and SFF rates are determined after the end of the fiscal year.

LEA: 3541700
 Open-Enrollment Public Pine Bluff Lighthouse
 Charter School:

Mid-Year
 State Aid Notice 2018-19
 February 28, 2019

Opening date: 07/2011
 Refer to corresponding Commissioner's Memo
 for additional information.

DATA									
2016-17 enrollment cap ¹	444	2017-18 enrollment cap ¹	650*	2018-19 enrollment cap ¹	650	Student growth if prior year funded			
2016-17 grade levels	K-8	2017-18 grade levels	K-8	2018-19 grade levels	K-8	Growth		Funding	
July 1, 2016 enrollment	348	July 1, 2017 enrollment	330	July 1, 2018 enrollment	285	2017-18 qtr 4	277.54	-	\$0
2016-17 ADM (Qtrs. 1-3)	313.62	2017-18 ADM (qtrs. 1-3)	294.37	2018-19 ADM (qtrs. 1-3)	-	2018-19 qtr 1	270.54	-	\$0
2016-17 ELL students	2	2017-18 ELL students	2	2018-19 ELL students	2	2018-19 qtr 2	270.30	-	\$0
Oct 1, 2016 NSL F&R count	286	Oct 1, 2017 NSL F&R count	274	Oct 1, 2018 NSL F&R count	248	2018-19 qtr 3	0	-	\$0
Oct 1, 2016 NSL F&R %	91%	Oct 1, 2017 NSL F&R %	91%	Oct 1, 2018 NSL F&R %	91%	^Prior to comparison to declining enrollment funding			
FUNDING									
Funding Category	Funding Rate	Existing charter with no changes			Amount	Restricted	Rev Code	SOF Code	
State Foundation Funding (SFF) Aid ²	\$6,781	FY18 ADM qtrs 1-3			294.37	\$1,996,123	No	31700	2001
Charter Facilities Funding (CFF) ⁶ rate estimate	\$473.11	FY18 ADM qtrs 1-3 (funding estimate)			34.54	\$21,964**	Yes	32914	3400
English Language Learners (ELL) Funding	\$338	FY19 identified ELL			2.00	\$676	Yes	32371	2276
National School Lunch (NSL) State Categorical Funding	\$1,576	Oct 1, 2017 F&R			274.00	\$431,824	Yes	32381	2281
NSL Transition	\$0				-	\$0	Yes	32381	2281
NSL Growth Funding	\$0	If $\geq 1\%$ per yr, 3-yr avg growth X F&R %			-	\$0	Yes	32381	2281
Professional Development (PD) Funding	\$27.40	FY18 ADM qtrs 1-3			294.37	\$8,066	Yes	32256	2223
Declining Enrollment Funding (DEF) ³	\$6,781	(Avg of FY17 + FY18 ADM) - FY18 ADM			9.625	\$65,267	No	31460	2218
Student Growth Funding (SGF) ^{2,3,4,5} rate per quarter:	\$1,695.25	FY18 qtr 4 vs FY17 3 qtrs, FY19 qtrs 1, 2, and 3 ADM vs FY18 3 qtrs			-	\$0	No	31450	2217

ADM-average daily membership, avg-average, F&R-free and reduced, LEA-local education agency, Oct-October, Qtr(s)-quarter(s), Est-estimated, Rev-Revenue, SOF-source of fund

*2017-2018 enrollment CAP was 444, changed to 650, as reported by the Charter School Office in 2018-2019

**Actual calculated amount is \$16,341 (\$21,964 is original amount distributed); current guidelines state no recoupmnt of any CFF overpayment

- 1) All enrollment data, ADM data, ADM estimates, and participating student counts used in charter school funding calculations are subject to applicable enrollment caps.
- 2) Prior year 3-qtr ADM is used to calculate SFF for charter schools funded on prior year ADM data. For charter schools funded on current year ADM data, the final determination of SFF is not available until after current year 3-qtr ADM is established. Adjustments may be necessary after cycle 7 reporting if changes are made to ADM data. Current year funded charter schools are not eligible for student growth funding.
- 3) No open-enrollment public charter school shall receive both declining enrollment funding under A.C.A. § 6-20-2305(a)(3)(A)(i) and student growth funding under A.C.A. § 6-20-2305(c)(2).
- 4) Student growth funding is calculated based on prior year qtr 4, current year qtr 1, qtr 2, and qtr 3 ADM, under A.C.A. § 6-20-2305(c)(2).
- 5) For additional information regarding student growth funding, see A.C.A. § 6-20-2305(c)(2).
- 6) Final current fiscal year CFF rate and funding amount will be determined using cycle 7 data in July of the next fiscal year.

DATA						
2016-17 enrollment cap ¹	-	2017-18 enrollment cap ¹	-	2018-19 enrollment cap ¹	220	Student Growth Funding Year Funded
2016-17 grade levels	-	2017-18 grade levels	-	2018-19 grade levels	9-12	ADM Growth Funding*
July 1, 2016 enrollment	-	July 1, 2017 enrollment	-	July 1, 2018 enrollment	95	2017-18 qtr 4
2016-17 ADM (Qtrs. 1-3)	-	2017-18 ADM (qtrs. 1-3)	-	2018-19 ADM (qtrs. 1-3)	-	2018-19 qtr 1
2016-17 ELL students	-	2017-18 ELL students	-	2018-19 ELL students	-	2018-19 qtr 2
Oct 1, 2016 NSL F&R count	-	Oct 1, 2017 NSL F&R count	-	Oct 1, 2018 NSL F&R count	58	2018-19 qtr 3
Oct 1, 2016 NSL F&R %	0%	Oct 1, 2017 NSL F&R %	0%	Oct 1, 2018 NSL F&R %	70%	Refer to corresponding Commissioner's Memo for funding

FUNDING							
Funding Category	Funding Rate	New charter, effective date July 1, 2018	Amount	Restricted	Rev Code	SOF Code	
State Foundation Funding (SFF) Aid ²	\$6,781	Initial SFF aid: July 1, 2018 enrollment	95.00	\$644,195	No	31700	2001
		Adjusted SFF Aid: FY19 qtr 1 ADM cycle 3	72.54	\$491,894	No	31700	2001
		Final SFF Aid: FY19 ADM qtrs 1-3	-	\$0	No	31700	2001
Charter Facilities Funding (CFF) ⁶ rate estimate	\$473.11	July 1, 2018 enrollment/funding estimate	72.54	\$34,319	Yes	32914	3400
English Language Learners (ELL) Funding	\$338	FY19 identified ELL	-	\$0	Yes	32371	2276
National School Lunch (NSL) State Categorical Funding	\$1,051	Oct 1, 2019 F&R	58.00	\$60,958	Yes	32381	2281
		NSL Transition	-	\$0	Yes	32381	2281
		NSL Growth Funding	-	\$0	Yes	32381	2281
Professional Development (PD) Funding	\$27.40	July 1, 2018 enrollment	95.00	\$2,603	Yes	32256	2223
Declining Enrollment Funding (DEF) ³	\$67.81	Avg of FY17 - FY18 ADM vs FY18 ADM	n/a	\$0	No	31460	2218
Student Growth Funding (SGF) ⁴	rate per quarter	FY18 qtr 4 vs FY17 3 qtrs, FY19 qtrs 1, 2	n/a	n/a	No	31450	2217
		vs FY18 3 qtrs					

ADM-average daily membership, avg-average, F&R-free and reduced, LEA-local education agency, Oct-October, Qtr(s)-quarter(s), Est-estimated, Rev-Revenue, SOF-source of fund

- 1) All enrollment data, ADM data, ADM estimates, and participating student counts used in charter school funding calculations are subject to applicable enrollment caps.
- 2) Prior year 3-qtr ADM is used to calculate SFF for charter schools funded on prior year ADM data. For charter schools funded on current year ADM data, the final determination of SFF is not available until after current year 3-qtr ADM is established. Adjustments may be necessary after cycle 7 reporting if changes are made to ADM data. Current year funded charter schools are not eligible for student growth funding.

3) No open-enrollment public charter school shall receive state funding under ARS 26-27-2305(1)(1)-(3) or shall receive federal funding under ARS 26-27-2305(1)(2).
 4) Student growth funding is based on enrollment data from the prior year.
 5) State Foundation Funding is based on enrollment data from the prior year.
 6) Final current fiscal year CFF rate and funding amount will be determined using cycle 7 data in July of the next fiscal year.

LEA: 3544700
 Open-Enrollment Public Charter School: Friendship Aspire Academy - Pine Bluff

Mid-Year
 State Aid Notice 2018-19
 February 28, 2019

Opening date: 07/2018
 Refer to corresponding Commissioner's Memo for additional information.

DATA						
2016-17 enrollment cap ¹	-	2017-18 enrollment cap ¹	-	2018-19 enrollment cap ¹	160	3-yr avg growth from prior year funded ADM
2016-17 grade levels	-	2017-18 grade levels	-	2018-19 grade levels	K-1	Growth
July 1, 2016 enrollment	-	July 1, 2017 enrollment	-	July 1, 2018 enrollment	120	2017-18 qtr 4
2016-17 ADM (Qtrs. 1-3)	-	2017-18 ADM (qtrs. 1-3)	-	2018-19 ADM (qtrs. 1-3)	-	2018-19 qtr 1
2016-17 ELL students	-	2017-18 ELL students	-	2018-19 ELL students	2	2018-19 qtr 2
Oct 1, 2016 NSL F&R count	-	Oct 1, 2017 NSL F&R count	-	Oct 1, 2018 NSL F&R count	104	2018-19 qtr 3
Oct 1, 2016 NSL F&R %	0%	Oct 1, 2017 NSL F&R %	0%	Oct 1, 2018 NSL F&R %	93%	Prior year average to determine current year funding

FUNDING							
Funding Category	Funding Rate	New charter, effective date July 1, 2018		Amount	Restricted	Rev Code	SOF Code
State Foundation Funding (SFF) Aid ²	\$6,781	Initial SFF aid: July 1, 2018 enrollment	120.00	\$813,720	No	31700	2001
		Adjusted SFF Aid: FY19 qtr 1 ADM cycle 3	110.05	\$746,249	No	31700	2001
		Final SFF Aid: FY19 ADM qtrs 1-3	-	\$0	No	31700	2001
Charter Facilities Funding (CFF) ⁶ rate estimate	\$473.11	July 1, 2018 enrollment/funding estimate	110.05	\$52,065	Yes	32914	3400
English Language Learners (ELL) Funding	\$338	FY19 identified ELL	2.00	\$676	Yes	32371	2276
National School Lunch (NSL) State Categorical Funding	\$1,576	Oct 1, 2019 F&R	104.00	\$163,904	Yes	32381	2281
		NSL Transition	-	\$0	Yes	32381	2281
		NSL Growth Funding	-	\$0	Yes	32381	2281
Professional Development (PD) Funding	\$27.40	July 1, 2018 enrollment	120.00	\$3,288	Yes	32256	2223
Declining Enrollment Funding (DEF)	\$6,781	Avg of FY17 - FY18 ADM / FY18 ADM	-	\$0	No	31460	2218
Student Growth Funding (SGF) ³	rate per quarter	Y18 qtr 4 vs FY17 3 qtrs, FY19 qtrs 1, 2, and 3 ADM vs FY18 3 qtrs	n/a	n/a	No	31450	2217

ADM-average daily membership, avg-average, F&R-free and reduced, LEA-local education agency, Oct-October, Qtr(s)-quarter(s), Est-estimated, Rev-Revenue, SOF-source of fund

- 1) All enrollment data, ADM data, ADM estimates, and participating student counts used in charter school funding calculations are subject to applicable enrollment caps.
- 2) Prior year 3-qr ADM is used to calculate SFF for charter schools funded on prior year ADM data. For charter schools funded on current year ADM data, the final determination of SFF is not available until after current year 3-qr ADM is established. Adjustments may be necessary after cycle 7 reporting if changes are made to ADM data. Current year funded charter schools are not eligible for student growth funding.

1) For open enrollment public charter schools, enrollment is based on the current year's enrollment data. For schools that report enrollment based on the prior year's enrollment data, the enrollment data for the current year is used to determine the current year's enrollment data. For schools that report enrollment based on the prior year's enrollment data, the enrollment data for the current year is used to determine the current year's enrollment data.

6) Final current fiscal year CFF rate and funding amount will be determined using cycle 7 data in July of the next fiscal year.

LEA: 3840700
 Open-Enrollment Public Imboden Area
 Charter School:

Mid-Year
 State Aid Notice 2018-19
 February 28, 2019

Opening date: 07/2002
 Refer to corresponding Commissioner's Memo
 for additional information.

DATA									
2016-17 enrollment cap ¹	150	2017-18 enrollment cap ¹	150	2018-19 enrollment cap ¹	150	Student growth if prior year funded			
2016-17 grade levels	K-8	2017-18 grade levels	K-8	2018-19 grade levels	K-8	ADM	Growth	Funding	
July 1, 2016 enrollment	52	July 1, 2017 enrollment	60	July 1, 2018 enrollment	74	2017-18 qtr 4	72.94	15.90	\$26,954
2016-17 ADM (Qtrs. 1-3)	57.04	2017-18 ADM (qtrs. 1-3)	63.40	2018-19 ADM (qtrs. 1-3)	-	2018-19 qtr 1	66.37	2.97	\$5,035
2016-17 ELL students	-	2017-18 ELL students	-	2018-19 ELL students	-	2018-19 qtr 2	59.03	-	\$0
Oct 1, 2016 NSL F&R count	47	Oct 1, 2017 NSL F&R count	49	Oct 1, 2018 NSL F&R count	48	2018-19 qtr 3	0	-	\$0
Oct 1, 2016 NSL F&R %	84%	Oct 1, 2017 NSL F&R %	77%	Oct 1, 2018 NSL F&R %	81%	^Prior to comparison to declining enrollment funding			
FUNDING									
Funding Category	Funding Rate	Existing charter with no changes			Amount	Restricted	Rev Code	SOF Code	
State Foundation Funding (SFF) Aid ²	\$6,781	FY18 ADM qtrs 1-3			63.40	\$429,915	No	31700	2001
Charter Facilities Funding (CFF) ⁶ rate estimate	\$473.11	FY18 ADM qtrs 1-3 (funding estimate)			63.40	\$29,994	Yes	32914	3400
English Language Learners (ELL) Funding	\$338	FY19 identified ELL			-	\$0	Yes	32371	2276
National School Lunch (NSL) State Categorical Funding	\$1,051	Oct 1, 2017 F&R			49.00	\$51,499	Yes	32381	2281
NSL Transition	\$0				-	\$0	Yes	32381	2281
NSL Growth Funding	\$0	If $\geq 1\%$ per yr, 3-yr avg growth X F&R %			-	\$0	Yes	32381	2281
Professional Development (PD) Funding	\$27.40	FY18 ADM qtrs 1-3			63.40	\$1,737	Yes	32256	2223
Declining Enrollment Funding (DEF) ³	\$6,781	(Avg of FY17 + FY18 ADM) - FY18 ADM			-	\$0	No	31460	2218
Student Growth Funding (SGF) ^{2,3,4,5} rate per quarter:	\$1,695.25	FY18 qtr 4 vs FY17 3 qtrs, FY19 qtrs 1, 2, and 3 ADM vs FY18 3 qtrs			18.87	\$31,989	No	31450	2217

ADM-average daily membership, avg-average, F&R-free and reduced, LEA-local education agency, Oct-October, Qtr(s)-quarter(s), Est-estimated, Rev-Revenue, SOF-source of fund

- 1) All enrollment data, ADM data, ADM estimates, and participating student counts used in charter school funding calculations are subject to applicable enrollment caps.
- 2) Prior year 3-qtr ADM is used to calculate SFF for charter schools funded on prior year ADM data. For charter schools funded on current year ADM data, the final determination of SFF is not available until after current year 3-qtr ADM is established. Adjustments may be necessary after cycle 7 reporting if changes are made to ADM data. Current year funded charter schools are not eligible for student growth funding.
- 3) No open-enrollment public charter school shall receive both declining enrollment funding under A.C.A. § 6-20-2305(a)(3)(A)(i) and student growth funding under A.C.A. § 6-20-2305(c)(2).
- 4) Student growth funding is calculated based on prior year qtr 4, current year qtr 1, qtr 2, and qtr 3 ADM, under A.C.A. § 6-20-2305(c)(2).
- 5) For additional information regarding student growth funding, see A.C.A. § 6-20-2305(c)(2).
- 6) Final current fiscal year CFF rate and funding amount will be determined using cycle 7 data in July of the next fiscal year.

LEA: 5440700
 Open-Enrollment Public KIPP Delta
 Charter School:

Mid-Year
 State Aid Notice 2018-19
 February 28, 2019

Opening date: 07/2002
 Refer to corresponding Commissioner's Memo
 for additional information.

DATA						
2016-17 enrollment cap ¹	2,310	2017-18 enrollment cap ¹	2,310	2018-19 enrollment cap ¹	2,600	Student Growth Funding - Year Funded
2016-17 grade levels	K-12	2017-18 grade levels	K-12	2018-19 grade levels	K-12	APM Growth Funding*
July 1, 2016 enrollment	1,345	July 1, 2017 enrollment	1,494	July 1, 2018 enrollment	1,386	2017-18 qtr 4
2016-17 ADM (Qtrs. 1-3)	1,376.11	2017-18 ADM (qtrs. 1-3)	1,298.96	2018-19 ADM (qtrs. 1-3)	-	2018-19 qtr 1
2016-17 ELL students	4	2017-18 ELL students	3	2018-19 ELL students	7	2018-19 qtr 2
Oct 1, 2016 NSL F&R count	1,245	Oct 1, 2017 NSL F&R count	1,178	Oct 1, 2018 NSL F&R count	1,099	2018-19 qtr 3
Oct 1, 2016 NSL F&R %	90%	Oct 1, 2017 NSL F&R %	90%	Oct 1, 2018 NSL F&R %	90%	Refer to Appendix A to determine the source of funding

FUNDING							
Funding Category	Funding Rate	Existing charter added a grade at a campus	Amount	Restricted	Rev Code	SOF Code	
State Foundation Funding (SFF) Aid ²	\$6,781	Initial SFF aid: July 1, 2018 enrollment	1,386.00	\$9,398,466	No	31700	2001
		Adjusted SFF Aid: FY19 qtr 1 ADM cycle 3	1,227.29	\$8,322,253	No	31700	2001
		Final SFF Aid: FY19 ADM qtrs 1-3	-	\$0	No	31700	2001
Charter Facilities Funding (CFF) ⁶ rate estimate	\$473.11	July 1, 2018 enrollment/funding estimate	1,227.29	\$580,638	Yes	32914	3400
English Language Learners (ELL) Funding	\$338	FY19 identified ELL	7.00	\$2,366	Yes	32371	2276
National School Lunch (NSL) State Categorical Funding NSL Transition	\$1,576	Oct 1, 2019 F&R	1,099.00	\$1,732,024	Yes	32381	2281
	\$0		-	\$0	Yes	32381	2281
NSL Growth Funding		(Avg of FY17 + FY18 ADM) - FY18 ADM	38.575	\$261,577	No	31460	2218
Professional Development (PD) Funding	\$27.40	July 1, 2018 enrollment	1,386.00	\$37,976	Yes	32256	2223
Declining Enrollment Funding (DEF) ³	\$6,781	(Avg of FY17 + FY18 ADM) - FY18 ADM	38.575	\$261,577	No	31460	2218
Student Growth Funding (SGF) ⁴	rate per quarter	FY18 qtr 4 vs FY17 3 qtrs, FY19 qtrs 1, 2, and 3 ADM vs FY18 3 qtrs	n/a	n/a	No	31486	2217

ADM-average daily membership, avg-average, F&R-free and reduced, LEA-local education agency, Oct-October, Qtr(s)-quarter(s), Est-estimated, Rev-Revenue, SOF-source of fund

- 1) All enrollment data, ADM data, ADM estimates, and participating student counts used in charter school funding calculations are subject to applicable enrollment caps.
- 2) Prior year 3-qtr ADM is used to calculate SFF for charter schools funded on prior year ADM data. For charter schools funded on current year ADM data, the final determination of SFF is not available until after current year 3-qtr ADM is established. Adjustments may be necessary after cycle 7 reporting if changes are made to ADM data. Current year funded charter schools are not eligible for student growth funding.
- 3) No open-enrollment public charter school shall receive both declining enrollment funding under A.C.A. § 6-20-2305(a)(3)(A)(i) and student growth funding under A.C.A. § 6-20-2305(c)(2).



6) Final current fiscal year CFF rate and funding amount will be determined using cycle 7 data in July of the next fiscal year.

LEA: 6040700
 Open-Enrollment Public Academics Plus
 Charter School:

Mid-Year
 State Aid Notice 2018-19
 February 28, 2019

Opening date: 07/2001
 Refer to corresponding Commissioner's Memo
 for additional information.

DATA							
2016-17 enrollment cap ¹	2,275	2017-18 enrollment cap ¹	2,025*	2018-19 enrollment cap ¹	2,125	Student Growth Funding Year Funded	
2016-17 grade levels	K-12	2017-18 grade levels	K-12	2018-19 grade levels	K-12	Adm Growth Funding*	
July 1, 2016 enrollment	1,077	July 1, 2017 enrollment	1,253	July 1, 2018 enrollment	1,397	2017-18 qtr 4	
2016-17 ADM (Qtrs. 1-3)	1,096.44	2017-18 ADM (qtrs. 1-3)	1,249.61	2018-19 ADM (qtrs. 1-3)	-	2018-19 qtr 1	
2016-17 ELL students	-	2017-18 ELL students	-	2018-19 ELL students	24	2018-19 qtr 2	
Oct 1, 2016 NSL F&R count	298	Oct 1, 2017 NSL F&R count	348	Oct 1, 2018 NSL F&R count	395	2018-19 qtr 3	
Oct 1, 2016 NSL F&R %	27%	Oct 1, 2017 NSL F&R %	28%	Oct 1, 2018 NSL F&R %	28%	* Prior to 2018-19 to declining enrollment funding	
FUNDING							
Funding Category	Funding Rate	Existing charter added a grade at a campus	Amount	Restricted	Rev Code	SOF Code	
State Foundation Funding (SFF) Aid ²	\$6,781	Initial SFF aid: July 1, 2018 enrollment	1,397.00	\$9,473,057	No	31700	2001
		Adjusted SFF Aid: FY19 qtr 1 ADM cycle 3	1,399.22	\$9,488,111	No	31700	2001
		Final SFF Aid: FY19 ADM qtrs 1-3	-	\$0	No	31700	2001
Charter Facilities Funding (CFF) ⁶ rate estimate	\$473.11	July 1, 2018 enrollment/funding estimate	1,399.22	\$661,980	Yes	32914	3400
English Language Learners (ELL) Funding	\$338	FY19 identified ELL	24.00	\$8,112	Yes	32371	2276
National School Lunch (NSL) State Categorical Funding NSL Transition	\$526	Oct 1, 2019 F&R	395.00	\$207,770	Yes	32381	2281
	\$0		-	\$0	Yes	32381	2281
Student Growth Funding		LEA-Local Education Agency, Oct-October, Qtr(s)-quarter(s), Est-estimated, Rev-Revenue, SOF-source of fund			Yes	32361	2261
Professional Development (PD) Funding	\$27.40	July 1, 2018 enrollment	1,397.00	\$38,278	Yes	32256	2223
Declining Enrollment Funding (DEF) ³	\$6,781	(Avg of FY17 + FY18 ADM) - FY18 ADM	-	\$0	No	31460	2218
Student Growth Funding (SGF) ^{4,5,6}	rate per quarter	FY18 qtr 4 vs FY17 3 qtrs, FY19 qtrs 1, 2, 3 vs FY18 3 qtrs	n/a	n/a	No	31460	2217

ADM-average daily membership, avg-average, F&R-free and reduced, LEA-local education agency, Oct-October, Qtr(s)-quarter(s), Est-estimated, Rev-Revenue, SOF-source of fund

*2017-2018 enrollment CAP was 2,275, changed to 2,025, as reported by the Charter School Office in 2018-2019

- All enrollment data, ADM data, ADM estimates, and participating student counts used in charter school funding calculations are subject to applicable enrollment caps.
- Prior year 3-qtr ADM is used to calculate SFF for charter schools funded on prior year ADM data. For charter schools funded on current year ADM data, the final determination of SFF is not available until after current year 3-qtr ADM is established. Adjustments may be necessary after cycle 7 reporting if changes are made to ADM data. Current year funded charter schools are not eligible for student growth funding.
- No open-enrollment public charter school shall receive both declining enrollment funding under A.C.A. § 6-20-2305(a)(3)(A)(i) and student growth funding under A.C.A. § 6-20-2305(c)(2).



6) Final current fiscal year CFF rate and funding amount will be determined using cycle 7 data in July of the next fiscal year.

LEA: 6041700
 Open-Enrollment Public LISA Academy
 Charter School:

Mid-Year
 State Aid Notice 2018-19
 February 28, 2019

Opening date: 07/2004
 Refer to corresponding Commissioner's Memo
 for additional information.

DATA									
2016-17 enrollment cap ¹	2,100	2017-18 enrollment cap ¹	2,100	2018-19 enrollment cap ¹	2,700	Student growth if prior year funded			
2016-17 grade levels	K-12	2017-18 grade levels	K-12	2018-19 grade levels	K-12	ADM	Growth	Funding	
July 1, 2016 enrollment	2,100	July 1, 2017 enrollment	2,100	July 1, 2018 enrollment	2,323	2017-18 qtr 4	2066.42	54.71	\$92,747
2016-17 ADM (Qtrs. 1-3)	2,011.71	2017-18 ADM (qtrs. 1-3)	2,100.00	2018-19 ADM (qtrs. 1-3)	-	2018-19 qtr 1	2211.47	111.47	\$188,970
2016-17 ELL students	124	2017-18 ELL students	291	2018-19 ELL students	359	2018-19 qtr 2	2192.44	92.44	\$156,709
Oct 1, 2016 NSL F&R count	962	Oct 1, 2017 NSL F&R count	1,139	Oct 1, 2018 NSL F&R count	1,298	2018-19 qtr 3	0	-	\$0
Oct 1, 2016 NSL F&R %	47%	Oct 1, 2017 NSL F&R %	54%	Oct 1, 2018 NSL F&R %	59%	^Prior to comparison to declining enrollment funding			
FUNDING									
Funding Category	Funding Rate	Existing charter with no changes			Amount	Restricted	Rev Code	SOF Code	
State Foundation Funding (SFF) Aid ²	\$6,781	FY18 ADM qtrs 1-3			2,100.00	\$14,240,100	No	31700	2001
Charter Facilities Funding (CFF) ⁶ rate estimate	\$473.11	FY18 ADM qtrs 1-3 (funding estimate)			2,100.00	\$993,523	Yes	32914	3400
English Language Learners (ELL) Funding	\$338	FY19 identified ELL			359.00	\$121,342	Yes	32371	2276
National School Lunch (NSL) State Categorical Funding	\$526	Oct 1, 2017 F&R			1,139.00	\$599,114	Yes	32381	2281
NSL Transition	\$0				-	\$0	Yes	32381	2281
NSL Growth Funding	\$526	If $\geq 1\%$ per yr, 3-yr avg growth X F&R %			110.16	\$57,944	Yes	32381	2281
Professional Development (PD) Funding	\$27.40	FY18 ADM qtrs 1-3			2,100.00	\$57,540	Yes	32256	2223
Declining Enrollment Funding (DEF) ³	\$6,781	(Avg of FY17 + FY18 ADM) - FY18 ADM			-	\$0	No	31460	2218
Student Growth Funding (SGF) ^{2,3,4,5} rate per quarter:	\$1,695.25	FY18 qtr 4 vs FY17 3 qtrs, FY19 qtrs 1, 2, and 3 ADM vs FY18 3 qtrs			258.62	\$438,426	No	31450	2217

ADM-average daily membership, avg-average, F&R-free and reduced, LEA-local education agency, Oct-October, Qtr(s)-quarter(s), Est-estimated, Rev-Revenue, SOF-source of fund

- 1) All enrollment data, ADM data, ADM estimates, and participating student counts used in charter school funding calculations are subject to applicable enrollment caps.
- 2) Prior year 3-qtr ADM is used to calculate SFF for charter schools funded on prior year ADM data. For charter schools funded on current year ADM data, the final determination of SFF is not available until after current year 3-qtr ADM is established. Adjustments may be necessary after cycle 7 reporting if changes are made to ADM data. Current year funded charter schools are not eligible for student growth funding.
- 3) No open-enrollment public charter school shall receive both declining enrollment funding under A.C.A. § 6-20-2305(a)(3)(A)(i) and student growth funding under A.C.A. § 6-20-2305(c)(2).
- 4) Student growth funding is calculated based on prior year qtr 4, current year qtr 1, qtr 2, and qtr 3 ADM, under A.C.A. § 6-20-2305(c)(2).
- 5) For additional information regarding student growth funding, see A.C.A. § 6-20-2305(c)(2).
- 6) Final current fiscal year CFF rate and funding amount will be determined using cycle 7 data in July of the next fiscal year.

LEA: 6043700
 Open-Enrollment Public Arkansas Virtual Academy
 Charter School:

Mid-Year
 State Aid Notice 2018-19
 February 28, 2019


Opening date: 07/2007
 Refer to corresponding Commissioner's Memo
 for additional information.

DATA									
2016-17 enrollment cap ¹	2,000	2017-18 enrollment cap ¹	2,440*	2018-19 enrollment cap ¹	2,675	Student growth if prior year funded			
2016-17 grade levels	K-12	2017-18 grade levels	K-12	2018-19 grade levels	K-12	ADM	Growth	Funding	
July 1, 2016 enrollment	1,847	July 1, 2017 enrollment	1,623	July 1, 2018 enrollment	2,000	2017-18 qtr 4	2062.30	277.25	\$470,008
2016-17 ADM (Qtrs. 1-3)	1,785.05	2017-18 ADM (qtrs. 1-3)	2,055.07	2018-19 ADM (qtrs. 1-3)	-	2018-19 qtr 1	2275.02	219.95	\$372,870
2016-17 ELL students	-	2017-18 ELL students	35	2018-19 ELL students	41	2018-19 qtr 2	2348.14	293.07	\$496,827
Oct 1, 2016 NSL F&R count	-	Oct 1, 2017 NSL F&R count	-	Oct 1, 2018 NSL F&R count	-	2018-19 qtr 3	0	-	\$0
Oct 1, 2016 NSL F&R %	-	Oct 1, 2017 NSL F&R %	-	Oct 1, 2018 NSL F&R %	-	^Prior to comparison to declining enrollment funding			
FUNDING									
Funding Category	Funding Rate	Existing charter with no changes			Amount	Restricted	Rev Code	SOF Code	
State Foundation Funding (SFF) Aid ²	\$6,781	FY18 ADM qtrs 1-3			2,055.07	\$13,935,430	No	31700	2001
English Language Learners (ELL) Funding	\$338	FY19 identified ELL			41.00	\$13,858	Yes	32371	2276
National School Lunch (NSL) State Categorical Funding	n/a	Oct 1, 2017 F&R			n/a	n/a	Yes	32381	2281
NSL Transition	n/a	n/a			n/a	n/a	Yes	32381	2281
NSL Growth Funding	n/a	FY17 prior 3-yr avg growth F&R %			n/a	n/a	Yes	32381	2281
Professional Development (PD) Funding	\$27.40	FY18 ADM qtrs 1-3			2,055.07	\$56,309	Yes	32256	2223
Declining Enrollment Funding (DEF) ³	\$6,781	(Avg of FY17 + FY18 ADM) - FY18 ADM			-	\$0	No	31460	2218
Student Growth Funding (SGF) ^{2,3,4,5} rate per quarter:	\$1,695.25	FY18 qtr 4 vs FY17 3 qtrs, FY19 qtrs 1, 2, and 3 ADM vs FY18 3 qtrs			790.27	\$1,339,705	No	31450	2217

ADM-average daily membership, avg-average, F&R-free and reduced, LEA-local education agency, Oct-October, Qtr(s)-quarter(s), Est-estimated, Rev-Revenue, SOF-source of fund

*2017-2018 enrollment CAP was 3,000, changed to 2,440, as reported by the Charter School Office in 2018-2019

- 1) All enrollment data, ADM data, ADM estimates, and participating student counts used in charter school funding calculations are subject to applicable enrollment caps.
- 2) Prior year 3-qtr ADM is used to calculate SFF for charter schools funded on prior year ADM data. For charter schools funded on current year ADM data, the final determination of SFF is not available until after current year 3-qtr ADM is established. Adjustments may be necessary after cycle 7 reporting if changes are made to ADM data. Current year funded charter schools are not eligible for student growth funding.
- 3) No open-enrollment public charter school shall receive both declining enrollment funding under A.C.A. § 6-20-2305(a)(3)(A)(i) and student growth funding under A.C.A. § 6-20-2305(c)(2).
- 4) Student growth funding is calculated based on prior year qtr 4, current year qtr 1, qtr 2, and qtr 3 ADM, under A.C.A. § 6-20-2305(c)(2).
- 5) For additional information regarding student growth funding, see A.C.A. § 6-20-2305(c)(2).



LEA: 6044700
 Open-Enrollment Public Covenant Keepers College
 Charter School: Preparatory

Mid-Year
 State Aid Notice 2018-19
 February 28, 2019

Opening date: 07/2008
 Refer to corresponding Commissioner's Memo
 for additional information.

DATA									
2016-17 enrollment cap ¹	380	2017-18 enrollment cap ¹	380	2018-19 enrollment cap ¹	380	Student growth if prior year funded			
2016-17 grade levels	6-8	2017-18 grade levels	6-8	2018-19 grade levels	6-8	ADM	Growth	Funding	
July 1, 2016 enrollment	185	July 1, 2017 enrollment	160	July 1, 2018 enrollment	140	2017-18 qtr 4	132.37	-	\$0
2016-17 ADM (Qtrs. 1-3)	156.27	2017-18 ADM (qtrs. 1-3)	135.50	2018-19 ADM (qtrs. 1-3)	-	2018-19 qtr 1	115.13	-	\$0
2016-17 ELL students	76	2017-18 ELL students	42	2018-19 ELL students	73	2018-19 qtr 2	110.16	-	\$0
Oct 1, 2016 NSL F&R count	146	Oct 1, 2017 NSL F&R count	134	Oct 1, 2018 NSL F&R count	111	2018-19 qtr 3	0	-	\$0
Oct 1, 2016 NSL F&R %	91%	Oct 1, 2017 NSL F&R %	95%	Oct 1, 2018 NSL F&R %	97%	^Prior to comparison to declining enrollment funding			

FUNDING							
Funding Category	Funding Rate	Existing charter with no changes	Amount	Restricted	Rev Code	SOF Code	
State Foundation Funding (SFF) Aid ²	\$6,781	FY18 ADM qtrs 1-3	135.50	\$918,826	No	31700	2001
Charter Facilities Funding (CFF) ⁶ rate estimate	\$473.11	FY18 ADM qtrs 1-3 (funding estimate)	135.50	\$64,105	Yes	32914	3400
English Language Learners (ELL) Funding	\$338	FY19 identified ELL	73.00	\$24,674	Yes	32371	2276
National School Lunch (NSL) State Categorical Funding	\$1,576	Oct 1, 2017 F&R	134.00	\$211,184	Yes	32381	2281
NSL Transition	\$0			\$0	Yes	32381	2281
NSL Growth Funding	\$0	If $\geq 1\%$ per yr, 3-yr avg growth X F&R %	-	\$0	Yes	32381	2281
Professional Development (PD) Funding	\$27.40	FY18 ADM qtrs 1-3	135.50	\$3,713	Yes	32256	2223
Declining Enrollment Funding (DEF) ³	\$6,781	(Avg of FY17 + FY18 ADM) - FY18 ADM	10.385	\$70,421	No	31460	2218
Student Growth Funding (SGF) ^{2,3,4,5} rate per quarter:	\$1,695.25	FY18 qtr 4 vs FY17 3 qtrs, FY19 qtrs 1, 2, and 3 ADM vs FY18 3 qtrs	-	\$0	No	31450	2217

ADM-average daily membership, avg-average, F&R-free and reduced, LEA-local education agency, Oct-October, Qtr(s)-quarter(s), Est-estimated, Rev-Revenue, SOF-source of fund

- 1) All enrollment data, ADM data, ADM estimates, and participating student counts used in charter school funding calculations are subject to applicable enrollment caps.
- 2) Prior year 3-qtr ADM is used to calculate SFF for charter schools funded on prior year ADM data. For charter schools funded on current year ADM data, the final determination of SFF is not available until after current year 3-qtr ADM is established. Adjustments may be necessary after cycle 7 reporting if changes are made to ADM data. Current year funded charter schools are not eligible for student growth funding.
- 3) No open-enrollment public charter school shall receive both declining enrollment funding under A.C.A. § 6-20-2305(a)(3)(A)(i) and student growth funding under A.C.A. § 6-20-2305(c)(2).
- 4) Student growth funding is calculated based on prior year qtr 4, current year qtr 1, qtr 2, and qtr 3 ADM, under A.C.A. § 6-20-2305(c)(2).
- 5) For additional information regarding student growth funding, see A.C.A. § 6-20-2305(c)(2).



LEA: 6047700
 Open-Enrollment Public eStem
 Charter School:

Mid-Year
 State Aid Notice 2018-19
 February 28, 2019

Opening date: 07/2008
 Refer to corresponding Commissioner's Memo
 for additional information.

DATA							
2016-17 enrollment cap ¹	1,462	2017-18 enrollment cap ¹	3,844	2018-19 enrollment cap ¹	3,844	2017-18 qtr 4	Student Growth Funding - Year Funded
2016-17 grade levels	K-12	2017-18 grade levels	K-12	2018-19 grade levels	K-12	2018-19 qtr 1	APM Growth Funding*
July 1, 2016 enrollment	1,462	July 1, 2017 enrollment	1,975	July 1, 2018 enrollment	3,075	2018-19 qtr 2	
2016-17 ADM (Qtrs. 1-3)	1,462.00	2017-18 ADM (qtrs. 1-3)	1,968.64	2018-19 ADM (qtrs. 1-3)	-	2018-19 qtr 3	
2016-17 ELL students	21	2017-18 ELL students	59	2018-19 ELL students	129	2018-19 qtr 4	
Oct 1, 2016 NSL F&R count	445	Oct 1, 2017 NSL F&R count	789	Oct 1, 2018 NSL F&R count	1,508	2019-20 qtr 1	
Oct 1, 2016 NSL F&R %	30%	Oct 1, 2017 NSL F&R %	40%	Oct 1, 2018 NSL F&R %	49%	2019-20 qtr 2	Refer to corresponding Commissioner's Memo for additional information.

FUNDING							
Funding Category	Funding Rate	Existing charter added a new campus	Amount	Restricted	Rev Code	SOF Code	
State Foundation Funding (SFF) Aid ²	\$6,781	Initial SFF aid: July 1, 2018 enrollment	3,075.00	\$20,851,575	No	31700	2001
		Adjusted SFF Aid: FY19 qtr 1 ADM cycle 3	3,076.38	\$20,860,933	No	31700	2001
		Final SFF Aid: FY19 ADM qtrs 1-3	-	\$0	No	31700	2001
Charter Facilities Funding (CFF) ⁶ rate estimate	\$473.11	July 1, 2018 enrollment/funding estimate	3,076.38	\$1,455,455	Yes	32914	3400
English Language Learners (ELL) Funding	\$338	FY19 identified ELL	129.00	\$43,602	Yes	32371	2276
National School Lunch (NSL) State Categorical Funding NSL Transition	\$526	Oct 1, 2019 F&R	1,508.00	\$793,208	Yes	32381	2281
	\$0		-	\$0	Yes	32381	2281
NSL Growth Funding		Oct 1, 2019 F&R			No	32381	2281
Professional Development (PD) Funding	\$27.40	July 1, 2018 enrollment	3,075.00	\$84,255	Yes	32256	2223
Declining Enrollment Funding (DEF) ³	\$6,781	(Avg of FY17 + FY18 ADM) - FY18 ADM	-	\$0	No	31460	2218
Student Growth Funding (SGF) ⁴	rate per quarter	FY18 qtr 4 vs FY17 3 qtrs, FY19 qtrs 1, 2, and 3 ADM vs FY18 3 qtrs	n/a	n/a	No	31486	2217

ADM-average daily membership, avg-average, F&R-free and reduced, LEA-local education agency, Oct-October, Qtr(s)-quarter(s), Est-estimated, Rev-Revenue, SOF-source of fund

- 1) All enrollment data, ADM data, ADM estimates, and participating student counts used in charter school funding calculations are subject to applicable enrollment caps.
- 2) Prior year 3-qtr ADM is used to calculate SFF for charter schools funded on prior year ADM data. For charter schools funded on current year ADM data, the final determination of SFF is not available until after current year 3-qtr ADM is established. Adjustments may be necessary after cycle 7 reporting if changes are made to ADM data. Current year funded charter schools are not eligible for student growth funding.
- 3) No open-enrollment public charter school shall receive both declining enrollment funding under A.C.A. § 6-20-2305(a)(3)(A)(i) and student growth funding under A.C.A. § 6-20-2305(c)(2).



6) Final current fiscal year CFF rate and funding amount will be determined using cycle 7 data in July of the next fiscal year.

LEA: Open-Enrollment Public Charter School:

6049700 Little Rock Preparatory Academy

Mid-Year State Aid Notice 2018-19 February 28, 2019

Opening date: 07/2009 Refer to corresponding Commissioner's Memo for additional information.

DATA									
2016-17 enrollment cap ¹	432	2017-18 enrollment cap ¹	432	2018-19 enrollment cap ¹	432	Student growth if prior year funded			
2016-17 grade levels	K-8	2017-18 grade levels	K-8	2018-19 grade levels	K-8	ADM	Growth	Funding	
July 1, 2016 enrollment	432	July 1, 2017 enrollment	416	July 1, 2018 enrollment	350	2017-18 qtr 4	358.86	-	\$0
2016-17 ADM (Qtrs. 1-3)	396.20	2017-18 ADM (qtrs. 1-3)	400.55	2018-19 ADM (qtrs. 1-3)	-	2018-19 qtr 1	349.37	-	\$0
2016-17 ELL students	3	2017-18 ELL students	31	2018-19 ELL students	23	2018-19 qtr 2	329.25	-	\$0
Oct 1, 2016 NSL F&R count	293	Oct 1, 2017 NSL F&R count	290	Oct 1, 2018 NSL F&R count	243	2018-19 qtr 3	0	-	\$0
Oct 1, 2016 NSL F&R %	71%	Oct 1, 2017 NSL F&R %	71%	Oct 1, 2018 NSL F&R %	71%	^Prior to comparison to declining enrollment funding			

FUNDING							
Funding Category	Funding Rate	Existing charter with no changes	Amount	Restricted	Rev Code	SOF Code	
State Foundation Funding (SFF) Aid ²	\$6,781	FY18 ADM qtrs 1-3	400.55	\$2,716,130	No	31700	2001
Charter Facilities Funding (CFF) ⁶ rate estimate	\$473.11	FY18 ADM qtrs 1-3 (funding estimate)	400.55	\$189,502	Yes	32914	3400
English Language Learners (ELL) Funding	\$338	FY19 identified ELL	23.00	\$7,774	Yes	32371	2276
National School Lunch (NSL) State Categorical Funding	\$1,051	Oct 1, 2017 F&R	290.00	\$304,790	Yes	32381	2281
NSL Transition	\$0		-	\$0	Yes	32381	2281
NSL Growth Funding	\$0	If $\geq 1\%$ per yr, 3-yr avg growth X F&R %	-	\$0	Yes	32381	2281
Professional Development (PD) Funding	\$27.40	FY18 ADM qtrs 1-3	400.55	\$10,975	Yes	32256	2223
Declining Enrollment Funding (DEF) ³	\$6,781	(Avg of FY17 + FY18 ADM) - FY18 ADM	-	\$0	No	31460	2218
Student Growth Funding (SGF) ^{2,3,4,5} rate per quarter:	\$1,695.25	FY18 qtr 4 vs FY17 3 qtrs, FY19 qtrs 1, 2, and 3 ADM vs FY18 3 qtrs	-	\$0	No	31450	2217

ADM-average daily membership, avg-average, F&R-free and reduced, LEA-local education agency, Oct-October, Qtr(s)-quarter(s), Est-estimated, Rev-Revenue, SOF-source of fund, CEP-Community Eligibility Program

- 1) All enrollment data, ADM data, ADM estimates, and participating student counts used in charter school funding calculations are subject to applicable enrollment caps.
- 2) Prior year 3-qtr ADM is used to calculate SFF for charter schools funded on prior year ADM data. For charter schools funded on current year ADM data, the final determination of SFF is not available until after current year 3-qtr ADM is established. Adjustments may be necessary after cycle 7 reporting if changes are made to ADM data. Current year funded charter schools are not eligible for student growth funding.
- 3) No open-enrollment public charter school shall receive both declining enrollment funding under A.C.A. § 6-20-2305(a)(3)(A)(i) and student growth funding under A.C.A. § 6-20-2305(c)(2).
- 4) Student growth funding is calculated based on prior year qtr 4, current year qtr 1, qtr 2, and qtr 3 ADM, under A.C.A. § 6-20-2305(c)(2).
- 5) For additional information regarding student growth funding, see A.C.A. § 6-20-2305(c)(2).



LEA: 6050700
 Open-Enrollment Public Jacksonville Lighthouse
 Charter School:

Mid-Year
 State Aid Notice 2018-19
 February 28, 2019

Opening date: 07/2009
 Refer to corresponding Commissioner's Memo
 for additional information.

DATA									
2016-17 enrollment cap ¹	1,019	2017-18 enrollment cap ¹	1,019	2018-19 enrollment cap ¹	1,019	Student growth if prior year funded			
2016-17 grade levels	K-12	2017-18 grade levels	K-12	2018-19 grade levels	K-12	ADM	Growth	Funding	
July 1, 2016 enrollment	1,010	July 1, 2017 enrollment	986	July 1, 2018 enrollment	851	2017-18 qtr 4	837.50	-	\$0
2016-17 ADM (Qtrs. 1-3)	967.95	2017-18 ADM (qtrs. 1-3)	891.18	2018-19 ADM (qtrs. 1-3)	-	2018-19 qtr 1	794.34	-	\$0
2016-17 ELL students	66	2017-18 ELL students	59	2018-19 ELL students	53	2018-19 qtr 2	809.10	-	\$0
Oct 1, 2016 NSL F&R count	624	Oct 1, 2017 NSL F&R count	571	Oct 1, 2018 NSL F&R count	485	2018-19 qtr 3	0	-	\$0
Oct 1, 2016 NSL F&R %	64%	Oct 1, 2017 NSL F&R %	63%	Oct 1, 2018 NSL F&R %	61%	^Prior to comparison to declining enrollment funding			

FUNDING							
Funding Category	Funding Rate	Existing charter with no changes		Amount	Restricted	Rev Code	SOF Code
State Foundation Funding (SFF) Aid ²	\$6,781	FY18 ADM qtrs 1-3 (less 2018 misc funds)		891.18	\$5,865,376	No	31700 2001
		2017 Calendar Year Misc Funds*			\$112,659		
		2018 Calendar Year Misc Funds*			\$177,716		
Charter Facilities Funding (CFF) ⁶ rate estimate	\$473.11	FY18 ADM qtrs 1-3 (funding estimate)		891.18	\$421,623	Yes	32914 3400
English Language Learners (ELL) Funding	\$338	FY19 identified ELL		53.00	\$17,914	Yes	32371 2276
National School Lunch (NSL) State Categorical Funding	\$526	Oct 1, 2017 F&R		571.00	\$300,346	Yes	32381 2281
NSL Transition	\$0			-	\$0	Yes	32381 2281
NSL Growth Funding	\$0	If $\geq 1\%$ per yr, 3-yr avg growth X F&R %		-	\$0	Yes	32381 2281
Professional Development (PD) Funding	\$27.40	FY18 ADM qtrs 1-3		891.18	\$24,418	Yes	32256 2223
Declining Enrollment Funding (DEF) ³	\$6,781	(Avg of FY17 + FY18 ADM) - FY18 ADM		38.385	\$260,289	No	31460 2218
Student Growth Funding (SGF) ^{2,3,4,5} rate per quarter:	\$1,695.25	FY18 qtr 4 vs FY17 3 qtrs, FY19 qtrs 1, 2, and 3 ADM vs FY18 3 qtrs		-	\$0	No	31450 2217

ADM-average daily membership, avg-average, F&R-free and reduced, LEA-local education agency, Oct-October, Qtr(s)-quarter(s), Est-estimated, Rev-Revenue, SOF-source of fund

*Misc. funds are defined and calculated as per A.C.A § 6-20-2301 et seq. and ADE Rules Governing the Calculation of Miscellaneous Funds.

- 1) All enrollment data, ADM data, ADM estimates, and participating student counts used in charter school funding calculations are subject to applicable enrollment caps.
- 2) Prior year 3-qtr ADM is used to calculate SFF for charter schools funded on prior year ADM data. For charter schools funded on current year ADM data, the final determination of SFF is not available until after current year 3-qtr ADM is established. Adjustments may be necessary after cycle 7 reporting if changes are made to ADM data. Current year funded charter schools are not eligible for student growth funding.
- 3) No open-enrollment public charter school shall receive both declining enrollment funding under A.C.A. § 6-20-2305(a)(3)(A)(i) and student growth funding under A.C.A. § 6-20-2305(c)(2).
- 4) Student growth funding is calculated based on prior year qtr 4, current year qtr 1, qtr 2, and qtr 3 ADM, under A.C.A. § 6-20-2305(c)(2).
- 5) For additional information regarding student growth funding, see A.C.A. § 6-20-2305(c)(2).
- 6) Final current fiscal year CFF rate and funding amount will be determined using cycle 7 data in July of the next fiscal year.

LEA: 6052700
 Open-Enrollment Public Charter School: SIATech Little Rock

Mid-Year
 State Aid Notice 2018-19
 February 28, 2019


Opening date: 07/2011
 Refer to corresponding Commissioner's Memo
 for additional information.

DATA									
2016-17 enrollment cap ¹	275	2017-18 enrollment cap ¹	275	2018-19 enrollment cap ¹	275	Student growth if prior year funded			
2016-17 grade levels	9-12	2017-18 grade levels	9-12	2018-19 grade levels	9-12	ADM	Growth	Funding	
July 1, 2016 enrollment	92	July 1, 2017 enrollment	150	July 1, 2018 enrollment	100	2017-18 qtr 4	109.11	-	\$0
2016-17 ADM (Qtrs. 1-3)	162.13	2017-18 ADM (qtrs. 1-3)	142.87	2018-19 ADM (qtrs. 1-3)	-	2018-19 qtr 1	127.46	-	\$0
2016-17 ELL students	7	2017-18 ELL students	6	2018-19 ELL students	2	2018-19 qtr 2	134.09	-	\$0
Oct 1, 2016 NSL F&R count	141	Oct 1, 2017 NSL F&R count	154	Oct 1, 2018 NSL F&R count	102	2018-19 qtr 3	0	-	\$0
Oct 1, 2016 NSL F&R %	83%	Oct 1, 2017 NSL F&R %	82%	Oct 1, 2018 NSL F&R %	82%	^Prior to comparison to declining enrollment funding			

FUNDING							
Funding Category	Funding Rate	Existing charter with no changes	Amount	Restricted	Rev Code	SOF Code	
State Foundation Funding (SFF) Aid ²	\$6,781	FY18 ADM qtrs 1-3	142.87	\$968,801	No	31700	2001
Charter Facilities Funding (CFF) ⁶ rate estimate	\$473.11	FY18 ADM qtrs 1-3 (funding estimate)	142.87	\$67,592	Yes	32914	3400
Alternative Learning Environment (ALE) Funding	\$4,640	FY18 ALE FTEs qtrs 1-4	15.00	\$69,600	Yes	32370	2275
English Language Learners (ELL) Funding	\$338	FY19 identified ELL	2.00	\$676	Yes	32371	2276
National School Lunch (NSL) State Categorical Funding	\$1,051	Oct 1, 2017 F&R	154.00	\$161,854	Yes	32381	2281
NSL Transition	\$0		-	\$0	Yes	32381	2281
NSL Growth Funding	\$1,051	If $\geq 1\%$ per yr, 3-yr avg growth X F&R %	9.84	\$10,342	Yes	32381	2281
Professional Development (PD) Funding	\$27.40	FY18 ADM qtrs 1-3	142.87	\$3,915	Yes	32256	2223
Declining Enrollment Funding (DEF) ³	\$6,781	(Avg of FY17 + FY18 ADM) - FY18 ADM	9.630	\$65,301	No	31460	2218
Student Growth Funding (SGF) ^{2,3,4,5} rate per quarter:	\$1,695.25	FY18 qtr 4 vs FY17 3 qtrs, FY19 qtrs 1, 2, and 3 ADM vs FY18 3 qtrs	-	\$0	No	31450	2217

ADM-average daily membership, avg-average, F&R-free and reduced, LEA-local education agency, Oct-October, Qtr(s)-quarter(s), Est-estimated, Rev-Revenue, SOF-source of fund

- 1) All enrollment data, ADM data, ADM estimates, and participating student counts used in charter school funding calculations are subject to applicable enrollment caps.
- 2) Prior year 3-qtr ADM is used to calculate SFF for charter schools funded on prior year ADM data. For charter schools funded on current year ADM data, the final determination of SFF is not available until after current year 3-qtr ADM is established. Adjustments may be necessary after cycle 7 reporting if changes are made to ADM data. Current year funded charter schools are not eligible for student growth funding.
- 3) No open-enrollment public charter school shall receive both declining enrollment funding under A.C.A. § 6-20-2305(a)(3)(A)(i) and student growth funding under A.C.A. § 6-20-2305(c)(2).
- 4) Student growth funding is calculated based on prior year qtr 4, current year qtr 1, qtr 2, and qtr 3 ADM, under A.C.A. § 6-20-2305(c)(2).
- 5) For additional information regarding student growth funding, see A.C.A. § 6-20-2305(c)(2).



LEA: 6053700
 Open-Enrollment Public Premier High School of Little Rock
 Charter School:

Mid-Year
 State Aid Notice 2018-19
 February 28, 2019

Opening date: 07/2013
 Refer to corresponding Commissioner's Memo
 for additional information.

DATA									
2016-17 enrollment cap ¹	240	2017-18 enrollment cap ¹	240	2018-19 enrollment cap ¹	240	Student growth if prior year funded			
2016-17 grade levels	9-12	2017-18 grade levels	9-12	2018-19 grade levels	9-12	ADM	Growth	Funding	
July 1, 2016 enrollment	75	July 1, 2017 enrollment	89	July 1, 2018 enrollment	110	2017-18 qtr 4	71.27	-	\$0
2016-17 ADM (Qtrs. 1-3)	100.78	2017-18 ADM (qtrs. 1-3)	95.13	2018-19 ADM (qtrs. 1-3)	-	2018-19 qtr 1	112.55	17.42	\$29,531
2016-17 ELL students	-	2017-18 ELL students	-	2018-19 ELL students	2	2018-19 qtr 2	94.56	-	\$0
Oct 1, 2016 NSL F&R count	71	Oct 1, 2017 NSL F&R count	74	Oct 1, 2018 NSL F&R count	75	2018-19 qtr 3		-	\$0
Oct 1, 2016 NSL F&R %	65%	Oct 1, 2017 NSL F&R %	65%	Oct 1, 2018 NSL F&R %	65%	^Prior to comparison to declining enrollment funding			
FUNDING									
Funding Category	Funding Rate	Existing charter with no changes			Amount	Restricted	Rev Code	SOF Code	
State Foundation Funding (SFF) Aid ²	\$6,781	FY18 ADM qtrs 1-3			95.13	\$645,077	No	31700	2001
Charter Facilities Funding (CFF) ⁶ rate estimate	\$473.11	FY18 ADM qtrs 1-3 (funding estimate)			95.13	\$45,006	Yes	32914	3400
English Language Learners (ELL) Funding	\$338	FY19 identified ELL			2.00	\$676	Yes	32371	2276
National School Lunch (NSL) State Categorical Funding	\$526	Oct 1, 2017 F&R			74.00	\$38,924	Yes	32381	2281
NSL Transition	\$0					\$0	Yes	32381	2281
NSL Growth Funding	\$0	If $\geq 1\%$ per yr, 3-yr avg growth X F&R %			-	\$0	Yes	32381	2281
Professional Development (PD) Funding	\$27.40	FY18 ADM qtrs 1-3			95.13	\$2,607	Yes	32256	2223
Declining Enrollment Funding (DEF) ³	\$6,781	(Avg of FY17 + FY18 ADM) - FY18 ADM			2.825	\$19,156	No	31460	2218
Student Growth Funding (SGF) ^{2,3,4,5} rate per quarter:	\$1,695.25	FY18 qtr 4 vs FY17 3 qtrs, FY19 qtrs 1, 2, and 3 ADM vs FY18 3 qtrs			17.42	\$29,531	No	31450	2217

ADM-average daily membership, avg-average, F&R-free and reduced, LEA-local education agency, Oct-October, Qtr(s)-quarter(s), Est-estimated, Rev-Revenue, SOF-source of fund

- 1) All enrollment data, ADM data, ADM estimates, and participating student counts used in charter school funding calculations are subject to applicable enrollment caps.
- 2) Prior year 3-qtr ADM is used to calculate SFF for charter schools funded on prior year ADM data. For charter schools funded on current year ADM data, the final determination of SFF is not available until after current year 3-qtr ADM is established. Adjustments may be necessary after cycle 7 reporting if changes are made to ADM data. Current year funded charter schools are not eligible for student growth funding.
- 3) No open-enrollment public charter school shall receive both declining enrollment funding under A.C.A. § 6-20-2305(a)(3)(A)(i) and student growth funding under A.C.A. § 6-20-2305(c)(2).
- 4) Student growth funding is calculated based on prior year qtr 4, current year qtr 1, qtr 2, and qtr 3 ADM, under A.C.A. § 6-20-2305(c)(2).
- 5) For additional information regarding student growth funding, see A.C.A. § 6-20-2305(c)(2).
- 6) Final current fiscal year CFF rate and funding amount will be determined using cycle 7 data in July of the next fiscal year.

LEA: 6054700
 Open-Enrollment Public Charter School: Quest Middle School- West Little Rock

Mid-Year
 State Aid Notice 2018-19
 February 28, 2019

Opening date: 07/2014
 Refer to corresponding Commissioner's Memo for additional information.

DATA					
2016-17 enrollment cap ¹	325	2017-18 enrollment cap ¹	400	2018-19 enrollment cap ¹	490
2016-17 grade levels	6-10	2017-18 grade levels	6-11	2018-19 grade levels	6-12
July 1, 2016 enrollment	254	July 1, 2017 enrollment	192	July 1, 2018 enrollment	180
2016-17 ADM (Qtrs. 1-3)	192.79	2017-18 ADM (qtrs. 1-3)	177.16	2018-19 ADM (qtrs. 1-3)	-
2016-17 ELL students	-	2017-18 ELL students	-	2018-19 ELL students	3
Oct 1, 2016 NSL F&R count	23	Oct 1, 2017 NSL F&R count	41	Oct 1, 2018 NSL F&R count	49
Oct 1, 2016 NSL F&R %	12%	Oct 1, 2017 NSL F&R %	22%	Oct 1, 2018 NSL F&R %	30%

FUNDING							
Funding Category	Funding Rate	Existing charter added a grade	Amount	Restricted	Rev Code	SOF Code	
State Foundation Funding (SFF) Aid ²	\$6,781	Initial SFF aid: July 1, 2018 enrollment	180.00	\$1,220,580	No	31700	2001
		Adjusted SFF Aid: FY19 qtr 1 ADM cycle 3	162.03	\$1,098,725	No	31700	2001
		Final SFF Aid: FY19 ADM qtrs 1-3	-	\$0	No	31700	2001
Charter Facilities Funding (CFF) ⁶ rate estimate	\$473.11	July 1, 2018 enrollment/funding estimate	162.03	\$76,657	Yes	32914	3400
English Language Learners (ELL) Funding	\$338	FY19 identified ELL	3.00	\$1,014	Yes	32371	2276
National School Lunch (NSL) State Categorical Funding NSL Transition	\$526	Oct 1, 2019 F&R	49.00	\$25,774	Yes	32381	2281
	\$0		-	\$0	Yes	32381	2281
NSL Growth Funding		(Avg of FY17 + FY18 ADM) - FY18 ADM	7.815	\$52,994	No	31460	2218
Professional Development (PD) Funding	\$27.40	July 1, 2018 enrollment	180.00	\$4,932	Yes	32256	2223
Declining Enrollment Funding (DEF) ³	\$6,781	(Avg of FY17 + FY18 ADM) - FY18 ADM	7.815	\$52,994	No	31460	2218
Student Growth Funding (SGF) ⁴	rate per quarter	FY18 qtr 4 vs FY17 3 qtrs, FY19 qtrs 1, 2, and 3 ADM vs FY18 3 qtrs	n/a	n/a	No	31486	2217

ADM-average daily membership, avg-average, F&R-free and reduced, LEA-local education agency, Oct-October, Qtr(s)-quarter(s), Est-estimated, Rev-Revenue, SOF-source of fund

- 1) All enrollment data, ADM data, ADM estimates, and participating student counts used in charter school funding calculations are subject to applicable enrollment caps.
- 2) Prior year 3-qtr ADM is used to calculate SFF for charter schools funded on prior year ADM data. For charter schools funded on current year ADM data, the final determination of SFF is not available until after current year 3-qtr ADM is established. Adjustments may be necessary after cycle 7 reporting if changes are made to ADM data. Current year funded charter schools are not eligible for student growth funding.
- 3) No open-enrollment public charter school shall receive both declining enrollment funding under A.C.A. § 6-20-2305(a)(3)(A)(i) and student growth funding under A.C.A. § 6-20-2305(c)(2).



6) Final current fiscal year CFF rate and funding amount will be determined using cycle 7 data in July of the next fiscal year.

LEA: 6055700
 Open-Enrollment Public Exalt Academy
 Charter School:

Mid-Year
 State Aid Notice 2018-19
 February 28, 2019

Opening date: 07/2014
 Refer to corresponding Commissioner's Memo
 for additional information.

DATA							
2016-17 enrollment cap ¹	300	2017-18 enrollment cap ¹	360	2018-19 enrollment cap ¹	420	Student Growth Funding	Year Funded
2016-17 grade levels	K-4	2017-18 grade levels	K-5	2018-19 grade levels	K-6	ADM	Growth
July 1, 2016 enrollment	297	July 1, 2017 enrollment	300	July 1, 2018 enrollment	300	2017-18 qtr 4	\$0
2016-17 ADM (Qtrs. 1-3)	273.75	2017-18 ADM (qtrs. 1-3)	295.07	2018-19 ADM (qtrs. 1-3)	-	2018-19 qtr 1	\$0
2016-17 ELL students	75	2017-18 ELL students	160	2018-19 ELL students	210	2018-19 qtr 2	\$0
Oct 1, 2016 NSL F&R count	269	Oct 1, 2017 NSL F&R count	360	Oct 1, 2018 NSL F&R count	320	2018-19 qtr 3	\$0
Oct 1, 2016 NSL F&R %	96%	Oct 1, 2017 NSL F&R %	96%	Oct 1, 2018 NSL F&R %	96%	2018-19 qtr 4	\$0

FUNDING							
Funding Category	Funding Rate	Existing charter added a grade	Amount	Restricted	Rev Code	SOF Code	
State Foundation Funding (SFF) Aid ²	\$6,781	Initial SFF aid: July 1, 2018 enrollment	300.00	\$2,034,300	No	31700	2001
		Adjusted SFF Aid: FY19 qtr 1 ADM cycle 3	325.87	\$2,209,724	No	31700	2001
		Final SFF Aid: FY19 ADM qtrs 1-3	-	\$0	No	31700	2001
Charter Facilities Funding (CFF) ⁶ rate estimate	\$473.11	July 1, 2018 enrollment/funding estimate	325.87	\$154,171	Yes	32914	3400
English Language Learners (ELL) Funding	\$338	FY19 identified ELL	210.00	\$70,980	Yes	32371	2276
National School Lunch (NSL) State Categorical Funding NSL Transition	\$1,576	Oct 1, 2019 F&R	320.00	\$504,320	Yes	32381	2281
	\$0		-	\$0	Yes	32381	2281
NSL Growth Funding		NSL Growth Funding			Yes	32381	2281
Professional Development (PD) Funding	\$27.40	July 1, 2018 enrollment	300.00	\$8,220	Yes	32256	2223
Declining Enrollment Funding (DEF) ³	\$6,781	(Avg of FY17 + FY18 ADM) - FY18 ADM	-	\$0	No	31460	2218
Student Growth Funding (SGF) ⁴	rate per quarter	FY18 qtr 4 vs FY17 3 qtrs, FY19 qtrs 1, 2, and 3 ADM vs FY18 3 qtrs	n/a	n/a	No	31486	2217

ADM-average daily membership, avg-average, F&R-free and reduced, LEA-local education agency, Oct-October, Qtr(s)-quarter(s), Est-estimated, Rev-Revenue, SOF-source of fund

- 1) All enrollment data, ADM data, ADM estimates, and participating student counts used in charter school funding calculations are subject to applicable enrollment caps.
- 2) Prior year 3-qtr ADM is used to calculate SFF for charter schools funded on prior year ADM data. For charter schools funded on current year ADM data, the final determination of SFF is not available until after current year 3-qtr ADM is established. Adjustments may be necessary after cycle 7 reporting if changes are made to ADM data. Current year funded charter schools are not eligible for student growth funding.
- 3) No open-enrollment public charter school shall receive both declining enrollment funding under A.C.A. § 6-20-2305(a)(3)(A)(i) and student growth funding under A.C.A. § 6-20-2305(c)(2).



6) Final current fiscal year CFF rate and funding amount will be determined using cycle 7 data in July of the next fiscal year.

LEA: 6056700
 Open-Enrollment Public Capitol City Lighthouse
 Charter School:

Mid-Year
 State Aid Notice 2018-19
 February 28, 2019

Opening date: 07/2015
 Refer to corresponding Commissioner's Memo
 for additional information.


DATA							
2016-17 enrollment cap ¹	402	2017-18 enrollment cap ¹	460	2018-19 enrollment cap ¹	544	Student Growth Funding	Year Funded
2016-17 grade levels	K-6	2017-18 grade levels	K-7	2018-19 grade levels	K-8	ADM	Growth
July 1, 2016 enrollment	271	July 1, 2017 enrollment	295	July 1, 2018 enrollment	235	2017-18 qtr 4	\$0
2016-17 ADM (Qtrs. 1-3)	252.87	2017-18 ADM (qtrs. 1-3)	200.35	2018-19 ADM (qtrs. 1-3)	-	2018-19 qtr 1	\$0
2016-17 ELL students	4	2017-18 ELL students	10	2018-19 ELL students	13	2018-19 qtr 2	\$0
Oct 1, 2016 NSL F&R count	205	Oct 1, 2017 NSL F&R count	159	Oct 1, 2018 NSL F&R count	176	2018-19 qtr 3	\$0
Oct 1, 2016 NSL F&R %	77%	Oct 1, 2017 NSL F&R %	77%	Oct 1, 2018 NSL F&R %	83%	2018-19 qtr 4	\$0

FUNDING							
Funding Category	Funding Rate	Existing charter added a grade	Amount	Restricted	Rev Code	SOF Code	
State Foundation Funding (SFF) Aid ²	\$6,781	Initial SFF aid: July 1, 2018 enrollment	235.00	\$1,593,535	No	31700	2001
		Adjusted SFF Aid: FY19 qtr 1 ADM cycle 3	216.89	\$1,470,731	No	31700	2001
		Final SFF Aid: FY19 ADM qtrs 1-3	-	\$0	No	31700	2001
Charter Facilities Funding (CFF) ⁶ rate estimate	\$473.11	July 1, 2018 enrollment/funding estimate	25.79	\$17,724*	Yes	32914	3400
English Language Learners (ELL) Funding	\$338	FY19 identified ELL	13.00	\$4,394	Yes	32371	2276
National School Lunch (NSL) State Categorical Funding NSL Transition	\$1,051	Oct 1, 2019 F&R	176.00	\$184,976	Yes	32381	2281
	\$0		-	\$0	Yes	32381	2281
NSL Growth Funding		(Avg of FY17 + FY18 ADM) - FY18 ADM	26.260	\$178,069	No	31460	2218
Professional Development (PD) Funding	\$27.40	July 1, 2018 enrollment	235.00	\$6,439	Yes	32256	2223
Declining Enrollment Funding (DEF) ³	\$6,781	(Avg of FY17 + FY18 ADM) - FY18 ADM	26.260	\$178,069	No	31460	2218
Student Growth Funding (SGF) ⁴	rate per quarter	FY18 qtr 4 vs FY17 3 qtrs, FY19 qtrs 1, 2, and 3 ADM vs FY18 3 qtrs	n/a	n/a	No	31486	2217

ADM-average daily membership, avg-average, F&R-free and reduced, LEA-local education agency, Oct-October, Qtr(s)-quarter(s), Est-estimated, Rev-Revenue, SOF-source of fund

*Actual calculated amount is \$12,201 (\$17,724 is original amount distributed); current guidelines state no recoupment of any CFF overpayment

- 1) All enrollment data, ADM data, ADM estimates, and participating student counts used in charter school funding calculations are subject to applicable enrollment caps.
- 2) Prior year 3-qtr ADM is used to calculate SFF for charter schools funded on prior year ADM data. For charter schools funded on current year ADM data, the final determination of SFF is not available until after current year 3-qtr ADM is established. Adjustments may be necessary after cycle 7 reporting if changes are made to ADM data. Current year funded charter schools are not eligible for student growth funding.
- 3) No open-enrollment public charter school shall receive both declining enrollment funding under A.C.A. § 6-20-2305(a)(3)(A)(i) and student growth funding under A.C.A. § 6-20-2305(c)(2).



6) Final current fiscal year CFF rate and funding amount will be determined using cycle 7 data in July of the next fiscal year.

LEA: Open-Enrollment Public Charter School:

6060700 ScholarMade Achievement Place

Mid-Year State Aid Notice 2018-19 February 28, 2019

Opening date: 07/2018 Refer to corresponding Commissioner's Memo for additional information.

DATA						
2016-17 enrollment cap ¹	-	2017-18 enrollment cap ¹	-	2018-19 enrollment cap ¹	290	Student Growth Funding Year Funded
2016-17 grade levels	-	2017-18 grade levels	-	2018-19 grade levels	K-5	ADM Growth Funding
July 1, 2016 enrollment	-	July 1, 2017 enrollment	-	July 1, 2018 enrollment	290	2017-18 qtr 4 0
2016-17 ADM (Qtrs. 1-3)	-	2017-18 ADM (qtrs. 1-3)	-	2018-19 ADM (qtrs. 1-3)	-	2018-19 qtr 1 0
2016-17 ELL students	-	2017-18 ELL students	-	2018-19 ELL students	-	2018-19 qtr 2 0
Oct 1, 2016 NSL F&R count	-	Oct 1, 2017 NSL F&R count	-	Oct 1, 2018 NSL F&R count	256	2018-19 qtr 3 0
Oct 1, 2016 NSL F&R %	0%	Oct 1, 2017 NSL F&R %	0%	Oct 1, 2018 NSL F&R %	93%	Refer to corresponding Commissioner's Memo for funding

FUNDING						
Funding Category	Funding Rate	New charter, effective date July 1, 2018	Amount	Restricted	Rev Code	SOF Code
State Foundation Funding (SFF) Aid ²	\$6,781	Initial SFF aid: July 1, 2018 enrollment 290.00	\$1,966,490	No	31700	2001
		Adjusted SFF Aid: FY19 qtr 1 ADM cycle 3 269.87	\$1,829,988	No	31700	2001
		Final SFF Aid: FY19 ADM qtrs 1-3 -	\$0	No	31700	2001
Charter Facilities Funding (CFF) ⁶ rate estimate	\$473.11	July 1, 2018 enrollment/funding estimate 269.87	\$127,677	Yes	32914	3400
English Language Learners (ELL) Funding	\$338	FY19 identified ELL -	\$0	Yes	32371	2276
National School Lunch (NSL) State Categorical Funding NSL Transition	\$1,576	Oct 1, 2019 F&R 256.00	\$403,456	Yes	32381	2281
	\$0	-	\$0	Yes	32381	2281
NSL Growth Funding	0%	2018-19 qtr 1 F&R %	0%	No	32381	2281
Professional Development (PD) Funding	\$27.40	July 1, 2018 enrollment 290.00	\$7,946	Yes	32256	2223
Declining Enrollment Funding (DEF) ³	\$6,781	(Avg of FY17 + FY18 ADM) - FY18 ADM -	\$0	No	31460	2218
Student Growth Funding (SGF) ⁴	rate per quarter	FY18 qtr 4 vs FY17 3 qtrs, FY19 qtrs 1, 2, and 3 ADM vs FY18 3 qtrs	n/a	No	31486	2217

ADM-average daily membership, avg-average, F&R-free and reduced, LEA-local education agency, Oct-October, Qtr(s)-quarter(s), Est-estimated, Rev-Revenue, SOF-source of fund

- 1) All enrollment data, ADM data, ADM estimates, and participating student counts used in charter school funding calculations are subject to applicable enrollment caps.
- 2) Prior year 3-qtr ADM is used to calculate SFF for charter schools funded on prior year ADM data. For charter schools funded on current year ADM data, the final determination of SFF is not available until after current year 3-qtr ADM is established. Adjustments may be necessary after cycle 7 reporting if changes are made to ADM data. Current year funded charter schools are not eligible for student growth funding.
- 3) No open-enrollment public charter school shall receive both declining enrollment funding under A.C.A. § 6-20-2305(a)(3)(A)(i) and student growth funding under A.C.A. § 6-20-2305(c)(2).



6) Final current fiscal year CFF rate and funding amount will be determined using cycle 7 data in July of the next fiscal year.

LEA: 6640700
 Open-Enrollment Public Future School of Fort Smith
 Charter School:

Mid-Year
 State Aid Notice 2018-19
 February 28, 2019

Opening date: 07/2016
 Refer to corresponding Commissioner's Memo
 for additional information.

DATA					
2016-17 enrollment cap ¹	150	2017-18 enrollment cap ¹	300	2018-19 enrollment cap ¹	450
2016-17 grade level	10	2017-18 grade levels	10-11	2018-19 grade levels	10-12
July 1, 2016 enrollment	35	July 1, 2017 enrollment	150	July 1, 2018 enrollment	194
2016-17 ADM (Qtrs. 1-3)	66.45	2017-18 ADM (qtrs. 1-3)	146.32	2018-19 ADM (qtrs. 1-3)	-
2016-17 ELL students	-	2017-18 ELL students	26	2018-19 ELL students	36
Oct 1, 2016 NSL F&R count	33	Oct 1, 2017 NSL F&R count	90	Oct 1, 2018 NSL F&R count	156
Oct 1, 2016 NSL F&R %	53%	Oct 1, 2017 NSL F&R %	56%	Oct 1, 2018 NSL F&R %	69%

FUNDING							
Funding Category	Funding Rate	Existing charter added a grade	Amount	Restricted	Rev Code	SOF Code	
State Foundation Funding (SFF) Aid ²	\$6,781	Initial SFF aid: July 1, 2018 enrollment	194.00	\$1,315,514	No	31700	2001
		Adjusted SFF Aid: FY19 qtr 1 ADM cycle 3	219.74	\$1,490,057	No	31700	2001
		Final SFF Aid: FY19 ADM qtrs 1-3	-	\$0	No	31700	2001
Charter Facilities Funding (CFF) ⁶ rate estimate	\$473.11	July 1, 2018 enrollment/funding estimate	219.74	\$103,960	Yes	32914	3400
English Language Learners (ELL) Funding	\$338	FY19 identified ELL	36.00	\$12,168	Yes	32371	2276
National School Lunch (NSL) State Categorical Funding NSL Transition	\$526	Oct 1, 2019 F&R	156.00	\$82,056	Yes	32381	2281
	\$0		-	\$0	Yes	32381	2281
NSL Growth Funding	n/a	(Avg of FY17 + FY18 ADM) - FY18 ADM	-	\$0	No	31460	2218
Professional Development (PD) Funding	\$27.40	July 1, 2018 enrollment	194.00	\$5,316	Yes	32256	2223
Declining Enrollment Funding (DEF) ³	\$6,781	(Avg of FY17 + FY18 ADM) - FY18 ADM	-	\$0	No	31460	2218
Student Growth Funding (SGF) ⁴	rate per quarter	FY18 qtr 4 vs FY17 3 qtrs, FY19 qtrs 1, 2, and 3 ADM vs FY18 3 qtrs	n/a	n/a	No	31486	2217

ADM-average daily membership, avg-average, F&R-free and reduced, LEA-local education agency, Oct-October, Qtr(s)-quarter(s), Est-estimated, Rev-Revenue, SOF-source of fund

- 1) All enrollment data, ADM data, ADM estimates, and participating student counts used in charter school funding calculations are subject to applicable enrollment caps.
- 2) Prior year 3-qtr ADM is used to calculate SFF for charter schools funded on prior year ADM data. For charter schools funded on current year ADM data, the final determination of SFF is not available until after current year 3-qtr ADM is established. Adjustments may be necessary after cycle 7 reporting if changes are made to ADM data. Current year funded charter schools are not eligible for student growth funding.
- 3) No open-enrollment public charter school shall receive both declining enrollment funding under A.C.A. § 6-20-2305(a)(3)(A)(i) and student growth funding under A.C.A. § 6-20-2305(c)(2).



6) Final current fiscal year CFF rate and funding amount will be determined using cycle 7 data in July of the next fiscal year.

LEA:
Open-Enrollment Public
Charter School:

7240700
Haas Hall Academy Fayetteville

Mid-Year
State Aid Notice 2018-19
February 28, 2019

Opening date: 07/2004
Refer to corresponding Commissioner's Memo
for additional information.

DATA							
2016-17 enrollment cap ¹	500	2017-18 enrollment cap ¹	1,500	2018-19 enrollment cap ¹	1,500	2016-17 enrollment	1,020
2016-17 grade levels	7-12	2017-18 grade levels	7-12	2018-19 grade levels	7-12	2016-17 qtr 4	360
July 1, 2016 enrollment	360	July 1, 2017 enrollment	830	July 1, 2018 enrollment	1,020	2017-18 qtr 1	360
2016-17 ADM (Qtrs. 1-3)	344.43	2017-18 ADM (qtrs. 1-3)	669.85	2018-19 ADM (qtrs. 1-3)	-	2017-18 qtr 2	360
2016-17 ELL students	-	2017-18 ELL students	-	2018-19 ELL students	7	2017-18 qtr 3	360
Oct 1, 2016 NSL F&R count	-	Oct 1, 2017 NSL F&R count	4	Oct 1, 2018 NSL F&R count	87	2017-18 qtr 4	360
Oct 1, 2016 NSL F&R %	-	Oct 1, 2017 NSL F&R %	1%	Oct 1, 2018 NSL F&R %	9%	2018-19 qtr 1	360

FUNDING							
Funding Category	Funding Rate	Existing charter adding a campus level grade	Amount	Restricted	Rev Code	SOF Code	
State Foundation Funding (SFF) Aid ²	\$6,781	Initial SFF aid: July 1, 2018 enrollment	1,020.00	\$6,916,620	No	31700	2001
		Adjusted SFF Aid: FY19 qtr 1 ADM cycle 3	927.15	\$6,287,004	No	31700	2001
		Final SFF Aid: FY19 ADM qtrs 1-3	-	\$0	No	31700	2001
Charter Facilities Funding (CFF) ⁶ rate estimate	\$473.11	July 1, 2018 enrollment/funding estimate	927.15	\$438,640	Yes	32914	3400
English Language Learners (ELL) Funding	\$338	FY19 identified ELL	7.00	\$2,366	Yes	32371	2276
National School Lunch (NSL) State Categorical Funding NSL Transition	\$526	Oct 1, 2019 F&R	87.00	\$45,762	Yes	32381	2281
	\$0		-	\$0	Yes	32381	2281
NSL Growth Funding	\$0	Oct 1, 2019 F&R	87.00	\$45,762	Yes	32381	2281
Professional Development (PD) Funding	\$27.40	July 1, 2018 enrollment	1,020.00	\$27,948	Yes	32256	2223
Declining Enrollment Funding (DEF) ³	\$6,781	(Avg of FY17 + FY18 ADM) - FY18 ADM	-	\$0	No	31460	2218
Student Growth Funding (SGF) ⁴	rate per quarter	FY18 qtr 4 vs FY17 3 qtrs, FY19 qtrs 1, 2, and 3 ADM vs FY18 3 qtrs	n/a	n/a	No	31486	2217

ADM-average daily membership, avg-average, F&R-free and reduced, LEA-local education agency, Oct-October, Qtr(s)-quarter(s), Est-estimated, Rev-Revenue, SOF-source of fund

- 1) All enrollment data, ADM data, ADM estimates, and participating student counts used in charter school funding calculations are subject to applicable enrollment caps.
- 2) Prior year 3-qtr ADM is used to calculate SFF for charter schools funded on prior year ADM data. For charter schools funded on current year ADM data, the final determination of SFF is not available until after current year 3-qtr ADM is established. Adjustments may be necessary after cycle 7 reporting if changes are made to ADM data. Current year funded charter schools are not eligible for student growth funding.
- 3) No open-enrollment public charter school shall receive both declining enrollment funding under A.C.A. § 6-20-2305(a)(3)(A)(i) and student growth funding under A.C.A. § 6-20-2305(c)(2).



6) Final current fiscal year CFF rate and funding amount will be determined using cycle 7 data in July of the next fiscal year.

LEA: 7241700
 Open-Enrollment Public Charter School: Ozark Montessori Academy

Mid-Year
 State Aid Notice 2018-19
 February 28, 2019

Opening date: 07/2015
 Refer to corresponding Commissioner's Memo
 for additional information.

DATA									
2016-17 enrollment cap ¹	200	2017-18 enrollment cap ¹	280*	2018-19 enrollment cap ¹	280	Student growth if prior year funded			
2016-17 grade levels	K-7	2017-18 grade levels	K-8	2018-19 grade levels	K-8	ADM	Growth	Funding [^]	
July 1, 2016 enrollment	200	July 1, 2017 enrollment	249	July 1, 2018 enrollment	217	2016-17 qtr 4	185.96	8.04	\$13,630
2016-17 ADM (Qtrs. 1-3)	177.92	2017-18 ADM (qtrs. 1-3)	204.96	2018-19 ADM (qtrs. 1-3)	-	2017-18 qtr 1	166.92	-	\$0
2016-17 ELL students	44	2017-18 ELL students	24	2018-19 ELL students	32	2017-18 qtr 2	164.25	-	\$0
Oct 1, 2016 NSL F&R count	102	Oct 1, 2017 NSL F&R count	115	Oct 1, 2018 NSL F&R count	71	2017-18 qtr 3		-	\$0
Oct 1, 2016 NSL F&R %	57%	Oct 1, 2017 NSL F&R %	44%	Oct 1, 2018 NSL F&R %	41%	^Prior to comparison to declining enrollment funding			
FUNDING									
Funding Category	Funding Rate	Existing charter with no changes			Amount	Restricted	Rev Code	SOF Code	
State Foundation Funding (SFF) Aid ²	\$6,781	FY18 ADM qtrs 1-3			204.96	\$1,389,834	No	31700	2001
Charter Facilities Funding (CFF) ⁶ rate estimate	\$473.11	FY18 ADM qtrs 1-3 (funding estimate)			204.96	\$96,967	Yes	32914	3400
English Language Learners (ELL) Funding	\$338	FY19 identified ELL			32.00	\$10,816	Yes	32371	2276
National School Lunch (NSL) State Categorical Funding	\$526	Oct 1, 2017 F&R			115.00	\$60,490	Yes	32381	2281
NSL Transition	\$0				-	\$0	Yes	32381	2281
NSL Growth Funding	\$0	If $\geq 1\%$ per yr, 3-yr avg growth X F&R %			-	\$0	Yes	32381	2281
Professional Development (PD) Funding	\$27.40	FY18 ADM qtrs 1-3			204.96	\$5,616	Yes	32256	2223
Declining Enrollment Funding (DEF) ³	\$6,781	(Avg of FY17 + FY18 ADM) - FY18 ADM			-	\$0	No	31460	2218
Student Growth Funding (SGF) ^{2,3,4,5} rate per quarter:	\$1,695.25	FY18 qtr 4 vs FY17 3 qtrs, FY19 qtrs 1, 2, and 3 ADM vs FY18 3 qtrs			8.04	\$13,630	No	31450	2217

ADM-average daily membership, avg-average, F&R-free and reduced, LEA-local education agency, Oct-October, Qtr(s)-quarter(s), Est-estimated, Rev-Revenue, SOF-source of fund

*2017-2018 enrollment CAP was 264, changed to 280, as reported by the Charter School Office in 2018-2019

- 1) All enrollment data, ADM data, ADM estimates, and participating student counts used in charter school funding calculations are subject to applicable enrollment caps.
- 2) Prior year 3-qtr ADM is used to calculate SFF for charter schools funded on prior year ADM data. For charter schools funded on current year ADM data, the final determination of SFF is not available until after current year 3-qtr ADM is established. Adjustments may be necessary after cycle 7 reporting if changes are made to ADM data. Current year funded charter schools are not eligible for student growth funding.
- 3) No open-enrollment public charter school shall receive both declining enrollment funding under A.C.A. § 6-20-2305(a)(3)(A)(i) and student growth funding under A.C.A. § 6-20-2305(c)(2).
- 4) Student growth funding is calculated based on prior year qtr 4, current year qtr 1, qtr 2, and qtr 3 ADM, under A.C.A. § 6-20-2305(c)(2).
- 5) For additional information regarding student growth funding, see A.C.A. § 6-20-2305(c)(2).
- 6) Final current fiscal year CFF rate and funding amount will be determined using cycle 7 data in July of the next fiscal year.