

LEA: 0440700
 Open-Enrollment Public Arkansas Arts Academy
 Charter School:

Preliminary
 State Aid Notice 2017-18
 September 15, 2017

Opening date: 07/2001
 Refer to corresponding Commissioner's Memo
 for additional information.

DATA									
2015-16 enrollment cap ¹	825	2016-17 enrollment cap ¹	825	2017-18 enrollment cap ¹	1,250	Student growth if prior year funded			
2015-16 grade levels	K-12	2016-17 grade levels	K-12	2017-18 grade levels	K-12	ADM	Growth	Funding [^]	
July 1, 2015 enrollment	804	July 1, 2016 enrollment	820	July 1, 2017 enrollment	825	2016-17 qtr 4	775.87	9.65	16,195
2015-16 ADM (qtrs. 1-3)	766.22	2016-17 ADM (qtrs. 1-3)	775.95	2017-18 ADM (qtrs. 1-3)	-	2017-18 qtr 1	-		
2015-16 ELL students	27	2016-17 ELL students	33	2017-18 ELL students	-	2017-18 qtr 2	-		
Oct 1, 2015 NSL F&R count	212	Oct 1, 2016 NSL F&R count	219	Oct 1, 2017 NSL F&R count	-	2017-18 qtr 3	-		
Oct 1, 2015 NSL F&R %	27%	Oct 1, 2016 NSL F&R %	28%	Oct 1, 2017 NSL F&R %	-	^Prior to comparison to declining enrollment funding			
FUNDING									
Funding Category	Funding Rate	Existing charter with no changes			Amount	Restricted	Rev Code	SOF Code	
State Foundation Funding (SFF) Aid ²	\$6,713	FY17 ADM qtrs 1-3			775.95	\$5,208,952	No	31700	2001
Charter Facilities Funding (CFF) ⁶ rate estimate	\$433.10	FY17 ADM qtrs 1-3/funding estimate			775.95	\$336,066	Yes	32914	3400
English Language Learners (ELL) Funding	\$338	FY18 identified ELL			-	\$0	Yes	32371	2276
National School Lunch (NSL) State Categorical Funding	\$526	Oct 1, 2016 F&R			219.00	\$115,194	Yes	32381	2281
NSL Transition	\$0				-	\$0	Yes	32381	2281
NSL Growth Funding	\$0	If $\geq 1\%$ per yr, 3-yr avg growth X F&R %			-	\$0	Yes	32381	2281
Professional Development (PD) Funding	\$26.05	FY17 ADM qtrs 1-3			775.95	\$20,213	Yes	32256	2223
Declining Enrollment Funding (DEF) ³	\$6,713	(Avg of FY16 + FY17 ADM) - FY17 ADM			-	\$0	No	31460	2218
Student Growth Funding (SGF) ^{2,3,4,5} rate per quarter:	\$1,678.25	FY17 qtr 4 vs FY16 3 qtrs, FY18 qtrs 1, 2, and 3 ADM vs FY17 3 qtrs			-	\$0	No	31450	2217

ADM-average daily membership, avg-average, F&R-free and reduced, LEA-local education agency, Oct-October, Qtr(s)-quarter(s), Est-estimated, Rev-Revenue, SOF-source of fund

- 1) All enrollment data, ADM data, ADM estimates, and participating student counts used in charter school funding calculations are subject to applicable enrollment caps.
- 2) Prior year 3-qtr ADM is used to calculate SFF for charter schools funded on prior year ADM data. For charter schools funded on current year ADM data, the final determination of SFF is not available until after current year 3-qtr ADM is established. Adjustments may be necessary after cycle 7 reporting if changes are made to ADM data. Current year funded charter schools are not eligible for student growth funding.
- 3) No open-enrollment public charter school shall receive both declining enrollment funding under A.C.A. § 6-20-2305(a)(3)(A)(i) and student growth funding under A.C.A. § 6-20-2305(c)(2) as amended by Act 741 of 2017.
- 4) Student growth funding is calculated based on prior year qtr 4, current year qtr 1, qtr 2, and qtr 3 ADM, under A.C.A. § 6-20-2305(c)(2) as amended by Act 741 of 2017.
- 5) For additional information regarding student growth funding, see A.C.A. § 6-20-2305(c)(2) as amended by Act 741 of 2017. The ADE Rules Governing the Calculation Methods for Declining Enrollment and Student Growth Funding for Public School Districts October 2009 will be revised to reflect the law changes.
- 6) Final current fiscal year CFF rate and funding amount will be determined using cycle 7 data in July of the next fiscal year.

LEA: 0442700
 Open-Enrollment Public Northwest Arkansas Classical
 Charter School: Academy

Preliminary
 State Aid Notice 2017-18
 September 15, 2017

Opening date: 07/2013
 Refer to corresponding Commissioner's Memo
 for additional information.

DATA						
2015-16 enrollment cap ¹	624	2016-17 enrollment cap ¹	674	2017-18 enrollment cap ¹	685	Student Growth Funding Year Funded
2015-16 grade levels	K-10	2016-17 grade levels	K-11	2017-18 grade levels	K-12	ADM Growth Funding*
July 1, 2015 enrollment	549	July 1, 2016 enrollment	593	July 1, 2017 enrollment	602	2016-17 qtr 4
2015-16 ADM (Qtrs. 1-3)	548.32	2016-17 ADM (Qtrs. 1-3)	552.30	2017-18 ADM (qtrs. 1-3)	-	2017-18 qtr 1
2015-16 ELL students	16	2016-17 ELL students	14	2017-18 ELL students	-	2017-18 qtr 2
Oct 1, 2015 NSL F&R count	40	Oct 1, 2016 NSL F&R count	29	Oct 1, 2017 NSL F&R count	-	2017-18 qtr 3
Oct 1, 2015 NSL F&R %	7%	Oct 1, 2016 NSL F&R %	5%	Oct 1, 2017 NSL F&R %	-	2017-18 qtr 4

FUNDING							
Funding Category	Funding Rate	Existing charter added a grade	Amount	Restricted	Rev Code	SOF Code	
State Foundation Funding (SFF) Aid ²	\$6,713	Initial SFF aid: July 1, 2017 enrollment	602.00	\$4,041,226	No	31700	2001
		Adjusted SFF Aid: FY18 qtr 1 ADM cycle 3	-	\$0	No	31700	2001
		Final SFF Aid: FY18 ADM qtrs 1-3	-	\$0	No	31700	2001
Charter Facilities Funding (CFF) ⁶ rate estimate	\$433.10	July 1, 2017 enrollment/funding estimate	602.00	\$260,728	Yes	32914	3400
English Language Learners (ELL) Funding	\$338	FY18 identified ELL	-	\$0	Yes	32371	2276
National School Lunch (NSL) State Categorical Funding NSL Transition	\$0	Oct 1, 2017 F&R	-	\$0	Yes	32381	2281
	\$0		-	\$0	Yes	32381	2281
NSL Growth Funding		July 1, 2017 enrollment	602.00	\$0	No	31460	2218
Professional Development (PD) Funding	\$26.05	July 1, 2017 enrollment	602.00	\$15,682	Yes	32256	2223
Declining Enrollment Funding (DEF) ³	\$6,713	(Avg of FY16 + FY17 ADM) - FY17 ADM	-	\$0	No	31460	2218
Student Growth Funding (SGF) ⁴	rate per quarter	FY17 qtr 4 vs FY16 3 qtrs, FY16 qtrs 1, 2	n/a	n/a	No	31460	2217

ADM-average daily membership, avg-average, F&R-free and reduced, LEA-local education agency, Oct-October, Qtr(s)-quarter(s), Est-estimated, Rev-Revenue, SOF-source of fund

- 1) All enrollment data, ADM data, ADM estimates, and participating student counts used in charter school funding calculations are subject to applicable enrollment caps.
- 2) Prior year 3-qtr ADM is used to calculate SFF for charter schools funded on prior year ADM data. For charter schools funded on current year ADM data, the final determination of SFF is not available until after current year 3-qtr ADM is established. Adjustments may be necessary after cycle 7 reporting if changes are made to ADM data. Current year funded charter schools are not eligible for student growth funding.
- 3) No open-enrollment public charter school shall receive both declining enrollment funding under A.C.A. § 6-20-2305(a)(3)(A)(i) and student growth funding under A.C.A. § 6-20-2305(c)(2) as amended by Act 741 of 2017.

4) Student growth funding is calculated based on the difference between the average daily membership (ADM) for the current fiscal year and the average daily membership (ADM) for the prior fiscal year. For example, if the current fiscal year ADM is 602 and the prior fiscal year ADM is 593, the difference is 9. The difference is then multiplied by the student growth funding rate to determine the amount of student growth funding. For example, if the student growth funding rate is \$26.05, the amount of student growth funding would be \$234.45. The amount of student growth funding is then divided by the number of quarters in the current fiscal year to determine the amount of student growth funding per quarter. For example, if the current fiscal year has 4 quarters, the amount of student growth funding per quarter would be \$58.61. The amount of student growth funding per quarter is then multiplied by the number of quarters in the current fiscal year to determine the total amount of student growth funding for the current fiscal year. For example, if the current fiscal year has 4 quarters, the total amount of student growth funding for the current fiscal year would be \$234.45.

6) Final current fiscal year CFF rate and funding amount will be determined using cycle 7 data in July of the next fiscal year.

LEA: 0443700
 Open-Enrollment Public Charter School: Haas Hall Academy Bentonville

Preliminary
 State Aid Notice 2017-18
 September 15, 2017

Opening date: 07/2015
 Refer to corresponding Commissioner's Memo
 for additional information.

DATA									
2015-16 enrollment cap ¹	500	2016-17 enrollment cap ¹	500	2017-18 enrollment cap ¹	500	Student growth if prior year funded			
2015-16 grade levels	7-12	2016-17 grade levels	7-12	2017-18 grade levels	7-12	ADM	Growth	Funding [^]	
July 1, 2015 enrollment	300	July 1, 2016 enrollment	340	July 1, 2017 enrollment	400	2016-17 qtr 4	281.45	0.71	1,191.56
2015-16 ADM (Qtrs. 1-3)	280.74	2016-17 ADM (Qtrs. 1-3)	291.15	2017-18 ADM (qtrs. 1-3)	-	2017-18 qtr 1	-	-	-
2015-16 ELL students	-	2016-17 ELL students	-	2017-18 ELL students	-	2017-18 qtr 2	-	-	-
Oct 1, 2015 NSL F&R count	-	Oct 1, 2016 NSL F&R count	-	Oct 1, 2017 NSL F&R count	-	2017-18 qtr 3	-	-	-
Oct 1, 2015 NSL F&R %	-	Oct 1, 2016 NSL F&R %	-	Oct 1, 2017 NSL F&R %	-	^Prior to comparison to declining enrollment funding			
FUNDING									
Funding Category	Funding Rate	Existing charter with no changes			Amount	Restricted	Rev Code	SOF Code	
State Foundation Funding (SFF) Aid ²	\$6,713	FY17 ADM qtrs 1-3			291.15	\$1,954,490	No	31700	2001
Charter Facilities Funding (CFF) 6 rate estimate	\$433.10	FY17 ADM qtrs 1-3/funding estimate			291.15	\$126,098	Yes	32914	3400
English Language Learners (ELL) Funding	\$338	FY18 identified ELL			-	\$0	Yes	32371	2276
National School Lunch (NSL) State Categorical Funding	n/a	Oct 1, 2015 F&R			n/a	n/a	Yes	32381	2281
NSL Transition	n/a				n/a	n/a	Yes	32381	2281
NSL Growth Funding	n/a	FY17 qtr 4 vs FY16 3 qtrs, 3-yr avg growth X F&R %			n/a	n/a	Yes	32381	2281
Professional Development (PD) Funding	\$26.05	FY17 ADM qtrs 1-3			291.15	\$7,584	Yes	32256	2223
Declining Enrollment Funding (DEF) ³	\$6,713	(Avg of FY16 + FY17 ADM) - FY17 ADM			-	\$0	No	31460	2218
Student Growth Funding (SGF) ^{2,3,4,5} rate per quarter:	\$1,678.25	FY17 qtr 4 vs FY16 3 qtrs, FY18 qtrs 1, 2, and 3 ADM vs FY17 3 qtrs			-	\$0	No	31450	2217

ADM-average daily membership, avg-average, F&R-free and reduced, LEA-local education agency, Oct-October, Qtr(s)-quarter(s), Est-estimated, Rev-Revenue, SOF-source of fund

- 1) All enrollment data, ADM data, ADM estimates, and participating student counts used in charter school funding calculations are subject to applicable enrollment caps.
- 2) Prior year 3-qtr ADM is used to calculate SFF for charter schools funded on prior year ADM data. For charter schools funded on current year ADM data, the final determination of SFF is not available until after current year 3-qtr ADM is established. Adjustments may be necessary after cycle 7 reporting if changes are made to ADM data. Current year funded charter schools are not eligible for student growth funding.
- 3) No open-enrollment public charter school shall receive both declining enrollment funding under A.C.A. § 6-20-2305(a)(3)(A)(i) and student growth funding under A.C.A. § 6-20-2305(c)(2) as amended by Act 741 of 2017.
- 4) Student growth funding is calculated based on prior year qtr 4, current year qtr 1, qtr 2, and qtr 3 ADM, under A.C.A. § 6-20-2305(c)(2) as amended by Act 741 of 2017.
- 5) For additional information regarding student growth funding, see A.C.A. § 6-20-2305(c)(2) as amended by Act 741 of 2017. The ADE Rules Governing the Calculation Methods for Declining Enrollment and Student Growth Funding for Public School Districts October 2009 will be revised to reflect the law changes.
- 6) Final current fiscal year CFF rate and funding amount will be determined using cycle 7 data in July of the next fiscal year.

LEA: 0444700
 Open-Enrollment Public Arkansas Connections
 Charter School: Academy

Preliminary
 State Aid Notice 2017-18
 September 15, 2017

Opening date: 07/2016
 Refer to corresponding Commissioner's Memo
 for additional information.

DATA							
2015-16 enrollment cap ¹	-	2016-17 enrollment cap ¹	600	2017-18 enrollment cap ¹	1,200	Student Growth Funds, Year Funded	
2015-16 grade levels	-	2016-17 grade levels	K-9	2017-18 grade levels	K-10	ADM	Growth Funding*
July 1, 2015 enrollment	-	July 1, 2016 enrollment	314	July 1, 2017 enrollment	511	2016-17 qtr 4	
2015-16 ADM (Qtrs. 1-3)	-	2016-17 ADM (Qtrs. 1-3)	383.57	2017-18 ADM (qtrs. 1-3)	-	2017-18 qtr 1	
2015-16 ELL students	-	2016-17 ELL students	8	2017-18 ELL students	-	2017-18 qtr 2	
Oct 1, 2015 NSL F&R count	-	Oct 1, 2016 NSL F&R count	-	Oct 1, 2017 NSL F&R count	-	2017-18 qtr 3	
Oct 1, 2015 NSL F&R %	-	Oct 1, 2016 NSL F&R %	-	Oct 1, 2017 NSL F&R %	-	Refer to corresponding Commissioner's Memo for additional information.	

FUNDING							
Funding Category	Funding Rate	Existing charter added a grade		Amount	Restricted	Rev Code	SOF Code
State Foundation Funding (SFF) Aid ²	\$6,713	Initial SFF aid: July 1, 2017 enrollment	511.00	\$3,430,343	No	31700	2001
		Adjusted SFF Aid: FY18 qtr 1 ADM cycle 3	-	\$0	No	31700	2001
		Final SFF Aid: FY18 ADM qtrs 1-3	-	\$0	No	31700	2001
Charter Facilities Funding (CF) Rate estimate	n/a	July 1, 2017 enrollment	n/a	n/a	Yes	32914	3400
English Language Learners (ELL) Funding	\$338	FY18 identified ELL	-	\$0	Yes	32371	2276
National School Lunch (NSL) State Categorical Funding	n/a	Oct 1, 2017 F&R	n/a	n/a	Yes	32381	2281
NSL Transition	n/a	n/a	n/a	n/a	Yes	32381	2281
NSL Growth Funding	n/a	(Avg of FY16 + FY17 ADM) - FY17 ADM	n/a	n/a	Yes	32381	2281
Professional Development (PD) Funding	\$26.05	July 1, 2017 enrollment	511.00	\$13,312	Yes	32256	2223
Declining Enrollment Funding (DEF) ³	\$6,713	(Avg of FY16 + FY17 ADM) - FY17 ADM	-	\$0	No	31460	2218
Student Growth Funding (SGF) ³	rate per quarter	FY17 qtr 4 vs FY16 3 qtrs, FY18 qtrs 1, 2	n/a	n/a	No	31460	2217

ADM-average daily membership, avg-average, F&R-free and reduced, LEA-local education agency, Oct-October, Qtr(s)-quarter(s), Est-estimated, Rev-Revenue, SOF-source of fund

- 1) All enrollment data, ADM data, ADM estimates, and participating student counts used in charter school funding calculations are subject to applicable enrollment caps.
- 2) Prior year 3-qtr ADM is used to calculate SFF for charter schools funded on prior year ADM data. For charter schools funded on current year ADM data, the final determination of SFF is not available until after current year 3-qtr ADM is established. Adjustments may be necessary after cycle 7 reporting if changes are made to ADM data. Current year funded charter schools are not eligible for student growth funding.
- 3) No open-enrollment public charter school shall receive both declining enrollment funding under A.C.A. § 6-20-2305(a)(3)(A)(i) and student growth funding under A.C.A. § 6-20-2305(c)(2) as amended by Act 741 of 2017.

* Student Growth Funds (SGF) are calculated based on the difference between the current year's enrollment and the prior year's enrollment, multiplied by the current year's enrollment cap. For example, if a school's enrollment cap is 1,200 and its enrollment in 2016-17 was 511 and its enrollment in 2017-18 was 1,200, the school would receive \$1,200 - 511 = 689 additional students. The school would receive 689 x \$19.00 = \$13,091 in Student Growth Funds. For additional information regarding the calculation of SGF, please refer to the Arkansas Department of Education's (ADE) website at www.ade.state.ar.us. The Arkansas Department of Education's (ADE) website also provides information regarding the calculation of SGF for declining enrollment funding. For additional information regarding the calculation of SGF, please refer to the Arkansas Department of Education's (ADE) website at www.ade.state.ar.us.

† Final current fiscal year DEF and SGF funding amounts will be determined under Act 741 of 2017 in July of the next fiscal year.

LEA: 3541700
 Open-Enrollment Public Pine Bluff Lighthouse
 Charter School:

Preliminary
 State Aid Notice 2017-18
 September 15, 2017

Opening date: 07/2011
 Refer to corresponding Commissioner's Memo
 for additional information.

DATA							
2015-16 enrollment cap ¹	444	2016-17 enrollment cap ¹	444	2017-18 enrollment cap ¹	444	Student growth if prior year funded	
2015-16 grade levels	K-8	2016-17 grade levels	K-8	2017-18 grade levels	K-8	ADM Growth Funding [^]	
July 1, 2015 enrollment	360	July 1, 2016 enrollment	348	July 1, 2017 enrollment	330	2016-17 qtr 4 258.83 - -	
2015-16 ADM (Qtrs. 1-3)	335.95	2016-17 ADM (Qtrs. 1-3)	313.62	2017-18 ADM (qtrs. 1-3)	-	2017-18 qtr 1 -	
2015-16 ELL students	5	2016-17 ELL students	2	2017-18 ELL students	-	2017-18 qtr 2 -	
Oct 1, 2015 NSL F&R count	313	Oct 1, 2016 NSL F&R count	286	Oct 1, 2017 NSL F&R count	-	2017-18 qtr 3 -	
Oct 1, 2015 NSL F&R %	91%	Oct 1, 2016 NSL F&R %	91%	Oct 1, 2017 NSL F&R %	-	[^] Prior to comparison to declining enrollment funding	
FUNDING							
Funding Category	Funding Rate	Existing charter with no changes		Amount	Restricted	Rev Code	SOF Code
State Foundation Funding (SFF) Aid ²	\$6,713	FY17 ADM qtrs 1-3		313.62	\$2,105,331	No	31700 2001
English Language Learners (ELL) Funding	\$338	FY18 identified ELL		-	\$0	Yes	32371 2276
National School Lunch (NSL) State Categorical Funding	\$1,576	Oct 1, 2016 F&R		286.00	\$450,736	Yes	32381 2281
NSL Transition	\$0			-	\$0	Yes	32381 2281
NSL Growth Funding	\$0	If $\geq 1\%$ per yr, 3-yr avg growth X F&R %		-	\$0	Yes	32381 2281
Professional Development (PD) Funding	\$26.05	FY17 ADM qtrs 1-3		313.62	\$8,170	Yes	32256 2223
Declining Enrollment Funding (DEF) ³	\$6,713	(Avg of FY16 + FY17 ADM) - FY17 ADM		11.165	\$74,951	No	31460 2218
Student Growth Funding (SGF) ^{2,3,4,5} rate per quarter:	\$1,678.25	FY17 qtr 4 vs FY16 3 qtrs, FY18 qtrs 1, 2, and 3 ADM vs FY17 3 qtrs		-	\$0	No	31450 2217

ADM-average daily membership, avg-average, F&R-free and reduced, LEA-local education agency, Oct-October, Qtr(s)-quarter(s), Est-estimated, Rev-Revenue, SOF-source of fund

- 1) All enrollment data, ADM data, ADM estimates, and participating student counts used in charter school funding calculations are subject to applicable enrollment caps.
- 2) Prior year 3-qtr ADM is used to calculate SFF for charter schools funded on prior year ADM data. For charter schools funded on current year ADM data, the final determination of SFF is not available until after current year 3-qtr ADM is established. Adjustments may be necessary after cycle 7 reporting if changes are made to ADM data. Current year funded charter schools are not eligible for student growth funding.
- 3) No open-enrollment public charter school shall receive both declining enrollment funding under A.C.A. § 6-20-2305(a)(3)(A)(i) and student growth funding under A.C.A. § 6-20-2305(c)(2) as amended by Act 741 of 2017.
- 4) Student growth funding is calculated based on prior year qtr 4, current year qtr 1, qtr 2, and qtr 3 ADM, under A.C.A. § 6-20-2305(c)(2) as amended by Act 741 of 2017.
- 5) For additional information regarding student growth funding, see A.C.A. § 6-20-2305(c)(2) as amended by Act 741 of 2017. The ADE Rules Governing the Calculation Methods for Declining Enrollment and Student Growth Funding for Public School Districts October 2009 will be revised to reflect the law changes.
- 6) Final current fiscal year CFF rate and funding amount will be determined using cycle 7 data in July of the next fiscal year.

LEA: 3542700
 Open-Enrollment Public Charter School: Quest Middle School - Pine Bluff

Preliminary
 State Aid Notice 2017-18
 September 15, 2017

Opening date: 07/2013
 Refer to corresponding Commissioner's Memo for additional information.

DATA						
2015-16 enrollment cap ¹	220	2016-17 enrollment cap ¹	250	2017-18 enrollment cap ¹	400	Student Growth Funding Year Funded
2015-16 grade levels	5-9	2016-17 grade levels	5-10	2017-18 grade levels	5-11	ADM Growth Funding*
July 1, 2015 enrollment	51	July 1, 2016 enrollment	89	July 1, 2017 enrollment	115	2016-17 qtr 4
2015-16 ADM (Qtrs. 1-3)	91.94	2016-17 ADM (Qtrs. 1-3)	104.13	2017-18 ADM (qtrs. 1-3)	-	2017-18 qtr 1
2015-16 ELL students	-	2016-17 ELL students	-	2017-18 ELL students	-	2017-18 qtr 2
Oct 1, 2015 NSL F&R count	86	Oct 1, 2016 NSL F&R count	102	Oct 1, 2017 NSL F&R count	-	2017-18 qtr 3
Oct 1, 2015 NSL F&R %	97%	Oct 1, 2016 NSL F&R %	94%	Oct 1, 2017 NSL F&R %	-	Refer to corresponding Commissioner's Memo for additional information

FUNDING							
Funding Category	Funding Rate	Existing charter added a grade	Amount	Restricted	Rev Code	SOF Code	
State Foundation Funding (SFF) Aid ²	\$6,713	Initial SFF aid: July 1, 2017 enrollment	115.00	\$771,995	No	31700	2001
		Adjusted SFF Aid: FY18 qtr 1 ADM cycle 3	-	\$0	No	31700	2001
		Final SFF Aid: FY18 ADM qtrs 1-3	-	\$0	No	31700	2001
Charter Estimated Funding (CEF) Rate estimate	n/a	July 1, 2017 enrollment/funding estimate	n/a	n/a	32914	3400	
English Language Learners (ELL) Funding	\$338	FY18 identified ELL	-	\$0	Yes	32371	2276
National School Lunch (NSL) State Categorical Funding NSL Transition	\$1,051	Oct 1, 2017 F&R	-	\$0	Yes	32381	2281
	\$0		-	\$0	Yes	32381	2281
NSL Growth Funding	n/a	July 1, 2017 enrollment/NSL F&R %	n/a	n/a	Yes	32381	2281
Professional Development (PD) Funding	\$26.05	July 1, 2017 enrollment	115.00	\$2,996	Yes	32256	2223
Declining Enrollment Funding (DEF) ³	\$6,713	(Avg of FY16 + FY17 ADM) - FY17 ADM	-	\$0	No	31460	2218
Student Growth Funding (SGF) rate per quarter	\$1,678.25	FY17 qtr 4 vs FY16 3 qtrs, FY18 qtrs 1, 2 and 3 vs FY17 3 qtrs	n/a	n/a	No	31460	2217

ADM-average daily membership, avg-average, F&R-free and reduced, LEA-local education agency, Oct-October, Qtr(s)-quarter(s), Est-estimated, Rev-Revenue, SOF-source of fund

- 1) All enrollment data, ADM data, ADM estimates, and participating student counts used in charter school funding calculations are subject to applicable enrollment caps.
- 2) Prior year 3-qtr ADM is used to calculate SFF for charter schools funded on prior year ADM data. For charter schools funded on current year ADM data, the final determination of SFF is not available until after current year 3-qtr ADM is established. Adjustments may be necessary after cycle 7 reporting if changes are made to ADM data. Current year funded charter schools are not eligible for student growth funding.
- 3) No open-enrollment public charter school shall receive both declining enrollment funding under A.C.A. § 6-20-2305(a)(3)(A)(i) and student growth funding under A.C.A. § 6-20-2305(c)(2) as amended by Act 741 of 2017.

*) For additional information regarding the funding rates and amounts, please refer to the State Aid Notice for Declining Enrollment Funding (DEF) and Student Growth Funding (SGF) available on the Department of Education website at www.de.k12.ar.gov.
 **) Final current fiscal year CEF and funding amounts will be determined using cycle 7 data in July of the next fiscal year.

LEA: 3840700
 Open-Enrollment Public Imboden Area
 Charter School:

Preliminary
 State Aid Notice 2017-18
 September 15, 2017

Opening date: 07/2002
 Refer to corresponding Commissioner's Memo
 for additional information.

DATA									
2015-16 enrollment cap ¹	150	2016-17 enrollment cap ¹	150	2017-18 enrollment cap ¹	150	Student growth if prior year funded			
2015-16 grade levels	K-8	2016-17 grade levels	K-8	2017-18 grade levels	K-8	ADM	Growth	Funding [^]	
July 1, 2015 enrollment	49	July 1, 2016 enrollment	52	July 1, 2017 enrollment	60	2016-17 qtr 4	56.16	12.25	20,559
2015-16 ADM (Qtrs. 1-3)	43.91	2016-17 ADM (Qtrs. 1-3)	57.04	2017-18 ADM (qtrs. 1-3)	-	2017-18 qtr 1	-		
2015-16 ELL students	-	2016-17 ELL students	-	2017-18 ELL students	-	2017-18 qtr 2	-		
Oct 1, 2015 NSL F&R count	38	Oct 1, 2016 NSL F&R count	47	Oct 1, 2017 NSL F&R count	-	2017-18 qtr 3	-		
Oct 1, 2015 NSL F&R %	86%	Oct 1, 2016 NSL F&R %	84%	Oct 1, 2017 NSL F&R %	-	^Prior to comparison to declining enrollment funding			
FUNDING									
Funding Category	Funding Rate	Existing charter with no changes			Amount	Restricted	Rev Code	SOF Code	
State Foundation Funding (SFF) Aid ²	\$6,713	FY17 ADM qtrs 1-3			57.04	\$382,910	No	31700	2001
Charter Facilities Funding (CFF) 6 rate estimate	\$433.10	FY17 ADM qtrs 1-3/funding estimate			57.04	\$24,704	Yes	32914	3400
English Language Learners (ELL) Funding	\$338	FY18 identified ELL			-	\$0	Yes	32371	2276
National School Lunch (NSL) State Categorical Funding	\$1,051	Oct 1, 2016 F&R			47.00	\$49,397	Yes	32381	2281
NSL Transition	\$0				-	\$0	Yes	32381	2281
NSL Growth Funding	\$0	If $\geq 1\%$ per yr, 3-yr avg growth X F&R %			-	\$0	Yes	32381	2281
Professional Development (PD) Funding	\$26.05	FY17 ADM qtrs 1-3			57.04	\$1,486	Yes	32256	2223
Declining Enrollment Funding (DEF) ³	\$6,713	(Avg of FY16 + FY17 ADM) - FY17 ADM			-	\$0	No	31460	2218
Student Growth Funding (SGF) ^{2,3,4,5} rate per quarter:	\$1,678.25	FY17 qtr 4 vs FY16 3 qtrs, FY18 qtrs 1, 2, and 3 ADM vs FY17 3 qtrs			-	\$0	No	31450	2217

ADM-average daily membership, avg-average, F&R-free and reduced, LEA-local education agency, Oct-October, Qtr(s)-quarter(s), Est-estimated, Rev-Revenue, SOF-source of fund

- 1) All enrollment data, ADM data, ADM estimates, and participating student counts used in charter school funding calculations are subject to applicable enrollment caps.
- 2) Prior year 3-qtr ADM is used to calculate SFF for charter schools funded on prior year ADM data. For charter schools funded on current year ADM data, the final determination of SFF is not available until after current year 3-qtr ADM is established. Adjustments may be necessary after cycle 7 reporting if changes are made to ADM data. Current year funded charter schools are not eligible for student growth funding.
- 3) No open-enrollment public charter school shall receive both declining enrollment funding under A.C.A. § 6-20-2305(a)(3)(A)(i) and student growth funding under A.C.A. § 6-20-2305(c)(2) as amended by Act 741 of 2017.
- 4) Student growth funding is calculated based on prior year qtr 4, current year qtr 1, qtr 2, and qtr 3 ADM, under A.C.A. § 6-20-2305(c)(2) as amended by Act 741 of 2017.
- 5) For additional information regarding student growth funding, see A.C.A. § 6-20-2305(c)(2) as amended by Act 741 of 2017. The ADE Rules Governing the Calculation Methods for Declining Enrollment and Student Growth Funding for Public School Districts October 2009 will be revised to reflect the law changes.
- 6) Final current fiscal year CFF rate and funding amount will be determined using cycle 7 data in July of the next fiscal year.

LEA: 5440700
 Open-Enrollment Public KIPP Delta
 Charter School:

Preliminary
 State Aid Notice 2017-18
 September 15, 2017

Opening date: 07/2002
 Refer to corresponding Commissioner's Memo
 for additional information.

DATA						
2015-16 enrollment cap ¹	2,080	2016-17 enrollment cap ¹	2,310	2017-18 enrollment cap ¹	2,310	Student Growth Funding* Year Funded
2015-16 grade levels	K-12	2016-17 grade levels	K-12	2017-18 grade levels	K-12	ADM Growth Funding*
July 1, 2015 enrollment	1,430	July 1, 2016 enrollment	1,345	July 1, 2017 enrollment	1,494	2016-17 qtr 4
2015-16 ADM (Qtrs. 1-3)	1,390.03	2016-17 ADM (Qtrs. 1-3)	1,376.11	2017-18 ADM (qtrs. 1-3)	-	2017-18 qtr 1
2015-16 ELL students	3	2016-17 ELL students	4	2017-18 ELL students	-	2017-18 qtr 2
Oct 1, 2015 NSL F&R count	1,275	Oct 1, 2016 NSL F&R count	1,245	Oct 1, 2017 NSL F&R count	-	2017-18 qtr 3
Oct 1, 2015 NSL F&R %	90%	Oct 1, 2016 NSL F&R %	90%	Oct 1, 2017 NSL F&R %	-	Refer to Appendix A to determine the funding source

FUNDING							
Funding Category	Funding Rate	Existing charter added a grade at a campus	Amount	Restricted	Rev Code	SOF Code	
State Foundation Funding (SFF) Aid ²	\$6,713	Initial SFF aid: July 1, 2017 enrollment	1,494.00	\$10,029,222	No	31700	2001
		Adjusted SFF Aid: FY18 qtr 1 ADM cycle 3	-	\$0			
		Final SFF Aid: FY18 ADM qtrs 1-3	-	\$0			
Charter Facilities Funding (CFF) 6 rate estimate	\$433.10	July 1, 2017 enrollment/funding estimate	1,494.00	\$647,056	Yes	32914	3400
English Language Learners (ELL) Funding	\$338	FY18 identified ELL	-	\$0	Yes	32371	2276
National School Lunch (NSL) State Categorical Funding NSL Transition	\$0	Oct 1, 2017 F&R	-	\$0	Yes	32381	2281
	\$0		-	\$0	Yes	32381	2281
NSL Growth Funding		Oct 1, 2017 F&R	-	\$0	Yes	32381	2281
Professional Development (PD) Funding	\$26.05	July 1, 2017 enrollment	1,494.00	\$38,919	Yes	32256	2223
Declining Enrollment Funding (DEF) ³	\$6,713	(Avg of FY16 + FY17 ADM) - FY17 ADM	6.960	\$46,722	No	31460	2218
Student Growth Funding (SGF) ⁴	rate per quarter	FY17 qtr 4 vs FY16 3 qtrs, FY16 qtrs 1, 2, 3 vs FY17 3 qtrs	n/a	n/a	No	31460	2217

ADM-average daily membership, avg-average, F&R-free and reduced, LEA-local education agency, Oct-October, Qtr(s)-quarter(s), Est-estimated, Rev-Revenue, SOF-source of fund

- 1) All enrollment data, ADM data, ADM estimates, and participating student counts used in charter school funding calculations are subject to applicable enrollment caps.
- 2) Prior year 3-qtr ADM is used to calculate SFF for charter schools funded on prior year ADM data. For charter schools funded on current year ADM data, the final determination of SFF is not available until after current year 3-qtr ADM is established. Adjustments may be necessary after cycle 7 reporting if changes are made to ADM data. Current year funded charter schools are not eligible for student growth funding.
- 3) No open-enrollment public charter school shall receive both declining enrollment funding under A.C.A. § 6-20-2305(a)(3)(A)(i) and student growth funding under A.C.A. § 6-20-2305(c)(2) as amended by Act 741 of 2017.

4) Student growth funding is calculated based on the difference between the average daily membership (ADM) for the current fiscal year and the average daily membership (ADM) for the prior fiscal year. For schools that have added a grade at a campus, the calculation is based on the ADM for the current fiscal year and the ADM for the prior fiscal year. For schools that have not added a grade at a campus, the calculation is based on the ADM for the current fiscal year and the ADM for the prior fiscal year. For schools that have added a grade at a campus, the calculation is based on the ADM for the current fiscal year and the ADM for the prior fiscal year. For schools that have not added a grade at a campus, the calculation is based on the ADM for the current fiscal year and the ADM for the prior fiscal year.

6) Final current fiscal year CFF rate and funding amount will be determined using cycle 7 data in July of the next fiscal year.

LEA: 6040700
 Open-Enrollment Public Academics Plus
 Charter School:

Preliminary
 State Aid Notice 2017-18
 September 15, 2017

Opening date: 07/2001
 Refer to corresponding Commissioner's Memo
 for additional information.

DATA							
2015-16 enrollment cap ¹	850	2016-17 enrollment cap ¹	2,275	2017-18 enrollment cap ¹	2,275	Student Growth Funding Year Funded	
2015-16 grade levels	K-12	2016-17 grade levels	K-12	2017-18 grade levels	K-12	ADM Growth Funding*	
July 1, 2015 enrollment	842	July 1, 2016 enrollment	1,077	July 1, 2017 enrollment	1,253	2016-17 qtr 4	
2015-16 ADM (Qtrs. 1-3)	844.39	2016-17 ADM (Qtrs. 1-3)	1,096.44	2017-18 ADM (qtrs. 1-3)	-	2017-18 qtr 1	
2015-16 ELL students	-	2016-17 ELL students	-	2017-18 ELL students	-	2017-18 qtr 2	
Oct 1, 2015 NSL F&R count	177	Oct 1, 2016 NSL F&R count	298	Oct 1, 2017 NSL F&R count	-	2017-18 qtr 3	
Oct 1, 2015 NSL F&R %	21%	Oct 1, 2016 NSL F&R %	27%	Oct 1, 2017 NSL F&R %	-	* Prior to 2017-18 to determine if declining enrollment funding	
FUNDING							
Funding Category	Funding Rate	Existing charter added a grade at a campus	Amount	Restricted	Rev Code	SOF Code	
State Foundation Funding (SFF) Aid ²	\$6,713	Initial SFF aid: July 1, 2017 enrollment	1,253.00	\$8,411,389	No	31700	2001
		Adjusted SFF Aid: FY18 qtr 1 ADM cycle 3	-	\$0			
		Final SFF Aid: FY18 ADM qtrs 1-3	-	\$0			
Charter Facilities Funding (CFF) 6 rate estimate	\$433.10	July 1, 2017 enrollment/funding estimate	1,253.00	\$542,678	Yes	32914	3400
English Language Learners (ELL) Funding	\$338	FY18 identified ELL	-	\$0	Yes	32371	2276
National School Lunch (NSL) State Categorical Funding	\$0	Oct 1, 2017 F&R	-	\$0	Yes	32381	2281
NSL Transition	\$0		-	\$0	Yes	32381	2281
NSL Special Funding		NSL Special Funding Rate Estimate (F&R %)			Yes	32381	2281
Professional Development (PD) Funding	\$26.05	July 1, 2017 enrollment	1,253.00	\$32,641	Yes	32256	2223
Declining Enrollment Funding (DEF) ³	\$6,713	(Avg of FY16 + FY17 ADM) - FY17 ADM	-	\$0	No	31460	2218
Student Growth Funding (SGF) ^{4,5,6}	rate per quarter	FY17 qtr 4 vs FY16 3 qtrs; FY16 qtrs 1, 2 vs FY17 3 qtrs	n/a	n/a	No	31450	2217

ADM-average daily membership, avg-average, F&R-free and reduced, LEA-local education agency, Oct-October, Qtr(s)-quarter(s), Est-estimated, Rev-Revenue, SOF-source of fund

- 1) All enrollment data, ADM data, ADM estimates, and participating student counts used in charter school funding calculations are subject to applicable enrollment caps.
- 2) Prior year 3-qtr ADM is used to calculate SFF for charter schools funded on prior year ADM data. For charter schools funded on current year ADM data, the final determination of SFF is not available until after current year 3-qtr ADM is established. Adjustments may be necessary after cycle 7 reporting if changes are made to ADM data. Current year funded charter schools are not eligible for student growth funding.
- 3) No open-enrollment public charter school shall receive both declining enrollment funding under A.C.A. § 6-20-2305(a)(3)(A)(i) and student growth funding under A.C.A. § 6-20-2305(c)(2) as amended by Act 741 of 2017.

4) Student Growth Funding (SGF) is calculated based on the change in enrollment from the previous year to the current year. The rate is determined by the State Board of Education. The funding amount is calculated based on the rate and the enrollment change. The funding amount is subject to the State Board of Education's approval. The funding amount is subject to the State Board of Education's approval. The funding amount is subject to the State Board of Education's approval.

6) Final current fiscal year CFF rate and funding amount will be determined using cycle 7 data in July of the next fiscal year.

LEA: 6041700
 Open-Enrollment Public Charter School: LISA Academy

Preliminary
 State Aid Notice 2017-18
 September 15, 2017

Opening date: 07/2004
 Refer to corresponding Commissioner's Memo
 for additional information.

DATA									
2015-16 enrollment cap ¹	1,500	2016-17 enrollment cap ¹	2,100	2017-18 enrollment cap ¹	2,100	Student growth if prior year funded			
2015-16 grade levels	K-12	2016-17 grade levels	K-12	2017-18 grade levels	K-12	ADM	Growth	Funding [^]	
July 1, 2015 enrollment	1,500	July 1, 2016 enrollment	2,100	July 1, 2017 enrollment	2,100	2016-17 qtr 4	1,966.73	476.54	799,753
2015-16 ADM (Qtrs. 1-3)	1,490.19	2016-17 ADM (Qtrs. 1-3)	2,011.71	2017-18 ADM (qtrs. 1-3)	-	2017-18 qtr 1	-	-	-
2015-16 ELL students	55	2016-17 ELL students	124	2017-18 ELL students	-	2017-18 qtr 2	-	-	-
Oct 1, 2015 NSL F&R count	663	Oct 1, 2016 NSL F&R count	962	Oct 1, 2017 NSL F&R count	-	2017-18 qtr 3	-	-	-
Oct 1, 2015 NSL F&R %	44%	Oct 1, 2016 NSL F&R %	47%	Oct 1, 2017 NSL F&R %	-	^Prior to comparison to declining enrollment funding			
FUNDING									
Funding Category	Funding Rate	Existing charter with no changes			Amount	Restricted	Rev Code	SOF Code	
State Foundation Funding (SFF) Aid ²	\$6,713	FY17 ADM qtrs 1-3			2,011.71	\$13,504,609	No	31700	2001
Charter Facilities Funding (CFF) 6 rate estimate	\$433.10	FY17 ADM qtrs 1-3/funding estimate			2,011.71	\$871,278	Yes	32914	3400
English Language Learners (ELL) Funding	\$338	FY18 identified ELL			-	\$0	Yes	32371	2276
National School Lunch (NSL) State Categorical Funding	\$526	Oct 1, 2016 F&R			962.00	\$506,012	Yes	32381	2281
NSL Transition	\$0				-	\$0	Yes	32381	2281
NSL Growth Funding	\$526	If $\geq 1\%$ per yr, 3-yr avg growth X F&R %			101.677	\$53,482	Yes	32381	2281
Professional Development (PD) Funding	\$26.05	FY17 ADM qtrs 1-3			2,011.71	\$52,405	Yes	32256	2223
Declining Enrollment Funding (DEF) ³	\$6,713	(Avg of FY16 + FY17 ADM) - FY17 ADM			-	\$0	No	31460	2218
Student Growth Funding (SGF) ^{2,3,4,5} rate per quarter:	\$1,678.25	FY17 qtr 4 vs FY16 3 qtrs, FY18 qtrs 1, 2, and 3 ADM vs FY17 3 qtrs			-	\$0	No	31450	2217

ADM-average daily membership, avg-average, F&R-free and reduced, LEA-local education agency, Oct-October, Qtr(s)-quarter(s), Est-estimated, Rev-Revenue, SOF-source of fund

- 1) All enrollment data, ADM data, ADM estimates, and participating student counts used in charter school funding calculations are subject to applicable enrollment caps.
- 2) Prior year 3-qtr ADM is used to calculate SFF for charter schools funded on prior year ADM data. For charter schools funded on current year ADM data, the final determination of SFF is not available until after current year 3-qtr ADM is established. Adjustments may be necessary after cycle 7 reporting if changes are made to ADM data. Current year funded charter schools are not eligible for student growth funding.
- 3) No open-enrollment public charter school shall receive both declining enrollment funding under A.C.A. § 6-20-2305(a)(3)(A)(i) and student growth funding under A.C.A. § 6-20-2305(c)(2) as amended by Act 741 of 2017.
- 4) Student growth funding is calculated based on prior year qtr 4, current year qtr 1, qtr 2, and qtr 3 ADM, under A.C.A. § 6-20-2305(c)(2) as amended by Act 741 of 2017.
- 5) For additional information regarding student growth funding, see A.C.A. § 6-20-2305(c)(2) as amended by Act 741 of 2017. The ADE Rules Governing the Calculation Methods for Declining Enrollment and Student Growth Funding for Public School Districts October 2009 will be revised to reflect the law changes.
- 6) Final current fiscal year CFF rate and funding amount will be determined using cycle 7 data in July of the next fiscal year.

LEA: 6043700
 Open-Enrollment Public Arkansas Virtual Academy
 Charter School:

Preliminary
 State Aid Notice 2017-18
 September 15, 2017

Opening date: 07/2007
 Refer to corresponding Commissioner's Memo
 for additional information.

DATA						
2015-16 enrollment cap ¹	2,000	2016-17 enrollment cap ¹	2,000	2017-18 enrollment cap ¹	3,000	Student growth if prior year funded
2015-16 grade levels	K-11	2016-17 grade levels	K-12	2017-18 grade levels	K-12	ADM Growth Funding [^]
July 1, 2015 enrollment	1,807	July 1, 2016 enrollment	1,847	July 1, 2017 enrollment	1,623	2016-17 qtr 4 1,670.97 - -
2015-16 ADM (Qtrs. 1-3)	1,780.08	2016-17 ADM (Qtrs. 1-3)	1,785.05	2017-18 ADM (qtrs. 1-3)	-	2017-18 qtr 1 -
2015-16 ELL students	-	2016-17 ELL students	-	2017-18 ELL students	-	2017-18 qtr 2 -
Oct 1, 2015 NSL F&R count	-	Oct 1, 2016 NSL F&R count	-	Oct 1, 2017 NSL F&R count	-	2017-18 qtr 3 -
Oct 1, 2015 NSL F&R %	-	Oct 1, 2016 NSL F&R %	-	Oct 1, 2017 NSL F&R %	-	[^] Prior to comparison to declining enrollment funding
FUNDING						
Funding Category	Funding Rate	Existing charter with no changes	Amount	Restricted	Rev Code	SOF Code
State Foundation Funding (SFF) Aid ²	\$6,713	FY17 ADM qtrs 1-3	1,785.05	\$11,983,041	No	31700 2001
English Language Learners (ELL) Funding	\$338	FY18 identified ELL	-	\$0	Yes	32371 2276
National School Lunch (NSL) State Categorical Funding	n/a	Oct 1, 2015 F&R	n/a	n/a	Yes	32381 2281
NSL Transition	n/a	n/a	n/a	n/a	Yes	32381 2281
NSL Growth Funding	n/a	(> 1% per qtr, 3-yr avg growth) X F&R %	n/a	n/a	Yes	32381 2281
Professional Development (PD) Funding	\$26.05	FY17 ADM qtrs 1-3	1,785.05	\$46,501	Yes	32256 2223
Declining Enrollment Funding (DEF) ³	\$6,713	(Avg of FY16 + FY17 ADM) - FY17 ADM	-	\$0	No	31460 2218
Student Growth Funding (SGF) ^{2,3,4,5} rate per quarter:	\$1,678.25	FY17 qtr 4 vs FY16 3 qtrs, FY18 qtrs 1, 2, and 3 ADM vs FY17 3 qtrs	-	\$0	No	31450 2217

ADM-average daily membership, avg-average, F&R-free and reduced, LEA-local education agency, Oct-October, Qtr(s)-quarter(s), Est-estimated, Rev-Revenue, SOF-source of fund

- 1) All enrollment data, ADM data, ADM estimates, and participating student counts used in charter school funding calculations are subject to applicable enrollment caps.
- 2) Prior year 3-qtr ADM is used to calculate SFF for charter schools funded on prior year ADM data. For charter schools funded on current year ADM data, the final determination of SFF is not available until after current year 3-qtr ADM is established. Adjustments may be necessary after cycle 7 reporting if changes are made to ADM data. Current year funded charter schools are not eligible for student growth funding.
- 3) No open-enrollment public charter school shall receive both declining enrollment funding under A.C.A. § 6-20-2305(a)(3)(A)(i) and student growth funding under A.C.A. § 6-20-2305(c)(2) as amended by Act 741 of 2017.
- 4) Student growth funding is calculated based on prior year qtr 4, current year qtr 1, qtr 2, and qtr 3 ADM, under A.C.A. § 6-20-2305(c)(2) as amended by Act 741 of 2017.
- 5) For additional information regarding student growth funding, see A.C.A. § 6-20-2305(c)(2) as amended by Act 741 of 2017. The ADE Rules Governing the Calculation Methods for Declining Enrollment and Student Growth Funding for Public School Districts October 2009 will be revised to reflect the law changes.

LEA: 6044700
 Open-Enrollment Public Covenant Keepers College
 Charter School: Preparatory


Preliminary
 State Aid Notice 2017-18
 September 15, 2017

Opening date: 07/2008
 Refer to corresponding Commissioner's Memo
 for additional information.

DATA							
2015-16 enrollment cap ¹	380	2016-17 enrollment cap ¹	380	2017-18 enrollment cap ¹	380	Student growth if prior year funded	
2015-16 grade levels	6-8	2016-17 grade levels	6-8	2017-18 grade levels	6-8	ADM Growth Funding [^]	
July 1, 2015 enrollment	180	July 1, 2016 enrollment	185	July 1, 2017 enrollment	160	2016-17 qtr 4 149.34 - -	
2015-16 ADM (Qtrs. 1-3)	165.48	2016-17 ADM (Qtrs. 1-3)	156.27	2017-18 ADM (qtrs. 1-3)	-	2017-18 qtr 1 - -	
2015-16 ELL students	53	2016-17 ELL students	76	2017-18 ELL students	-	2017-18 qtr 2 - -	
Oct 1, 2015 NSL F&R count	167	Oct 1, 2016 NSL F&R count	146	Oct 1, 2017 NSL F&R count	-	2017-18 qtr 3 - -	
Oct 1, 2015 NSL F&R %	98%	Oct 1, 2016 NSL F&R %	91%	Oct 1, 2017 NSL F&R %	-	[^] Prior to comparison to declining enrollment funding	
FUNDING							
Funding Category	Funding Rate	Existing charter with no changes		Amount	Restricted	Rev Code	SOF Code
State Foundation Funding (SFF) Aid ²	\$6,713	FY17 ADM qtrs 1-3		156.27	\$1,049,041	No	31700 2001
English Language Learners (ELL) Funding	\$338	FY18 identified ELL		-	\$0	Yes	32371 2276
National School Lunch (NSL) State Categorical Funding	\$1,576	Oct 1, 2016 F&R		146.00	\$230,096	Yes	32381 2281
NSL Transition	\$0				\$0	Yes	32381 2281
NSL Growth Funding	\$0	If $\geq 1\%$ per yr, 3-yr avg growth X F&R %		-	\$0	Yes	32381 2281
Professional Development (PD) Funding	\$26.05	FY17 ADM qtrs 1-3		156.27	\$4,071	Yes	32256 2223
Declining Enrollment Funding (DEF) ³	\$6,713	(Avg of FY16 + FY17 ADM) - FY17 ADM		4.605	\$30,913	No	31460 2218
Student Growth Funding (SGF) ^{2,3,4,5} rate per quarter:	\$1,678.25	FY17 qtr 4 vs FY16 3 qtrs, FY18 qtrs 1, 2, and 3 ADM vs FY17 3 qtrs		-	\$0	No	31450 2217

ADM-average daily membership, avg-average, F&R-free and reduced, LEA-local education agency, Oct-October, Qtr(s)-quarter(s), Est-estimated, Rev-Revenue, SOF-source of fund

- 1) All enrollment data, ADM data, ADM estimates, and participating student counts used in charter school funding calculations are subject to applicable enrollment caps.
- 2) Prior year 3-qtr ADM is used to calculate SFF for charter schools funded on prior year ADM data. For charter schools funded on current year ADM data, the final determination of SFF is not available until after current year 3-qtr ADM is established. Adjustments may be necessary after cycle 7 reporting if changes are made to ADM data. Current year funded charter schools are not eligible for student growth funding.
- 3) No open-enrollment public charter school shall receive both declining enrollment funding under A.C.A. § 6-20-2305(a)(3)(A)(i) and student growth funding under A.C.A. § 6-20-2305(c)(2) as amended by Act 741 of 2017.
- 4) Student growth funding is calculated based on prior year qtr 4, current year qtr 1, qtr 2, and qtr 3 ADM, under A.C.A. § 6-20-2305(c)(2) as amended by Act 741 of 2017.
- 5) For additional information regarding student growth funding, see A.C.A. § 6-20-2305(c)(2) as amended by Act 741 of 2017. The ADE Rules Governing the Calculation Methods for Declining Enrollment and Student Growth Funding for Public School Districts October 2009 will be revised to reflect the law changes.



LEA: 6047700
 Open-Enrollment Public Charter School: eStem

Preliminary
 State Aid Notice 2017-18
 September 15, 2017

Opening date: 07/2008
 Refer to corresponding Commissioner's Memo
 for additional information.

DATA						
2015-16 enrollment cap ¹	1,462	2016-17 enrollment cap ¹	1,462	2017-18 enrollment cap ¹	3,844	Student Growth Funding Year Funded
2015-16 grade levels	K-12	2016-17 grade levels	K-12	2017-18 grade levels	K-12	ADM Growth Funding*
July 1, 2015 enrollment	1,462	July 1, 2016 enrollment	1,462	July 1, 2017 enrollment	1,975	2016-17 qtr 4
2015-16 ADM (Qtrs. 1-3)	1,462.00	2016-17 ADM (Qtrs. 1-3)	1,462.00	2017-18 ADM (qtrs. 1-3)	-	2017-18 qtr 1
2015-16 ELL students	21	2016-17 ELL students	21	2017-18 ELL students	-	2017-18 qtr 2
Oct 1, 2015 NSL F&R count	477	Oct 1, 2016 NSL F&R count	445	Oct 1, 2017 NSL F&R count	-	2017-18 qtr 3
Oct 1, 2015 NSL F&R %	33%	Oct 1, 2016 NSL F&R %	30%	Oct 1, 2017 NSL F&R %	-	Refer to corresponding Commissioner's Memo for additional information.

FUNDING							
Funding Category	Funding Rate	Existing charter added a new campus	Amount	Restricted	Rev Code	SOF Code	
State Foundation Funding (SFF) Aid ²	\$6,713	Initial SFF aid: July 1, 2017 enrollment	1,975.00	\$13,258,175	No	31700	2001
		Adjusted SFF Aid: FY18 qtr 1 ADM cycle 3	-	\$0			
		Final SFF Aid: FY18 ADM qtrs 1-3	-	\$0			
Charter Facilities Funding (CFF) 6 rate estimate	\$433.10	July 1, 2017 enrollment/funding estimate	1,975.00	\$855,379	Yes	32914	3400
English Language Learners (ELL) Funding	\$338	FY18 identified ELL	-	\$0	Yes	32371	2276
National School Lunch (NSL) State Categorical Funding NSL Transition	\$0	Oct 1, 2017 F&R	-	\$0	Yes	32381	2281
	\$0		-	\$0	Yes	32381	2281
NSL Growth Funding		July 1, 2017 enrollment	1,975.00	\$0	Yes	32914	2301
Professional Development (PD) Funding	\$26.05	July 1, 2017 enrollment	1,975.00	\$51,449	Yes	32256	2223
Declining Enrollment Funding (DEF) ³	\$6,713	(Avg of FY16 + FY17 ADM) - FY17 ADM	-	\$0	No	31460	2218
Student Growth Funding (SGF) ⁴	rate per quarter	FY17 qtr 4 vs FY16 3 qtrs, FY16 qtrs 1, 2	n/a	n/a	No	31460	2217

ADM-average daily membership, avg-average, F&R-free and reduced, LEA-local education agency, Oct-October, Qtr(s)-quarter(s), Est-estimated, Rev-Revenue, SOF-source of fund

- 1) All enrollment data, ADM data, ADM estimates, and participating student counts used in charter school funding calculations are subject to applicable enrollment caps.
- 2) Prior year 3-qtr ADM is used to calculate SFF for charter schools funded on prior year ADM data. For charter schools funded on current year ADM data, the final determination of SFF is not available until after current year 3-qtr ADM is established. Adjustments may be necessary after cycle 7 reporting if changes are made to ADM data. Current year funded charter schools are not eligible for student growth funding.
- 3) No open-enrollment public charter school shall receive both declining enrollment funding under A.C.A. § 6-20-2305(a)(3)(A)(i) and student growth funding under A.C.A. § 6-20-2305(c)(2) as amended by Act 741 of 2017.

4) Student growth funding is calculated based on the difference between the average daily membership (ADM) for the current fiscal year and the average daily membership (ADM) for the prior fiscal year. For declining enrollment funding, the average daily membership (ADM) for the current fiscal year is compared to the average daily membership (ADM) for the prior fiscal year. For declining enrollment funding, the average daily membership (ADM) for the current fiscal year is compared to the average daily membership (ADM) for the prior fiscal year.

6) Final current fiscal year CFF rate and funding amount will be determined using cycle 7 data in July of the next fiscal year.

LEA: 6049700
 Open-Enrollment Public Little Rock Preparatory Academy
 Charter School:


Preliminary
 State Aid Notice 2017-18
 September 15, 2017

Opening date: 07/2009
 Refer to corresponding Commissioner's Memo
 for additional information.

DATA							
2015-16 enrollment cap ¹	432	2016-17 enrollment cap ¹	432	2017-18 enrollment cap ¹	432	Student growth if prior year funded	
2015-16 grade levels	K-8	2016-17 grade levels	K-8	2017-18 grade levels	K-8	ADM Growth Funding [^]	
July 1, 2015 enrollment	432	July 1, 2016 enrollment	432	July 1, 2017 enrollment	416	2016-17 qtr 4 316.00 - -	
2015-16 ADM (Qtrs. 1-3)	412.28	2016-17 ADM (Qtrs. 1-3)	396.20	2017-18 ADM (qtrs. 1-3)	-	2017-18 qtr 1 - -	
2015-16 ELL students	13	2016-17 ELL students	3	2017-18 ELL students	-	2017-18 qtr 2 - -	
Oct 1, 2015 NSL F&R count	303	Oct 1, 2016 NSL F&R count	293	Oct 1, 2017 NSL F&R count	-	2017-18 qtr 3 - -	
Oct 1, 2015 NSL F&R %	71%	Oct 1, 2016 NSL F&R %	71%	Oct 1, 2017 NSL F&R %	-	[^] Prior to comparison to declining enrollment funding	
FUNDING							
Funding Category	Funding Rate	Existing charter with no changes		Amount	Restricted	Rev Code	SOF Code
State Foundation Funding (SFF) Aid ²	\$6,713	FY17 ADM qtrs 1-3		396.20	\$2,659,691	No	31700 2001
English Language Learners (ELL) Funding	\$338	FY18 identified ELL		-	\$0	Yes	32371 2276
National School Lunch (NSL) State Categorical Funding	\$1,051	Oct 1, 2016 F&R		293.00	\$307,943	Yes	32381 2281
NSL Transition	\$0			-	\$0	Yes	32381 2281
NSL Growth Funding	\$0	If $\geq 1\%$ per yr, 3-yr avg growth X F&R %		-	\$0	Yes	32381 2281
Professional Development (PD) Funding	\$26.05	FY17 ADM qtrs 1-3		396.20	\$10,321	Yes	32256 2223
Declining Enrollment Funding (DEF) ³	\$6,713	(Avg of FY16 + FY17 ADM) - FY17 ADM		8.040	\$53,973	No	31460 2218
Student Growth Funding (SGF) ^{2,3,4,5} rate per quarter:	\$1,678.25	FY17 qtr 4 vs FY16 3 qtrs, FY18 qtrs 1, 2, and 3 ADM vs FY17 3 qtrs		-	\$0	No	31450 2217

ADM-average daily membership, avg-average, F&R-free and reduced, LEA-local education agency, Oct-October, Qtr(s)-quarter(s), Est-estimated, Rev-Revenue, SOF-source of fund, CEP-Community Eligibility Program

- 1) All enrollment data, ADM data, ADM estimates, and participating student counts used in charter school funding calculations are subject to applicable enrollment caps.
- 2) Prior year 3-qtr ADM is used to calculate SFF for charter schools funded on prior year ADM data. For charter schools funded on current year ADM data, the final determination of SFF is not available until after current year 3-qtr ADM is established. Adjustments may be necessary after cycle 7 reporting if changes are made to ADM data. Current year funded charter schools are not eligible for student growth funding.
- 3) No open-enrollment public charter school shall receive both declining enrollment funding under A.C.A. § 6-20-2305(a)(3)(A)(i) and student growth funding under A.C.A. § 6-20-2305(c)(2) as amended by Act 741 of 2017.
- 4) Student growth funding is calculated based on prior year qtr 4, current year qtr 1, qtr 2, and qtr 3 ADM, under A.C.A. § 6-20-2305(c)(2) as amended by Act 741 of 2017.
- 5) For additional information regarding student growth funding, see A.C.A. § 6-20-2305(c)(2) as amended by Act 741 of 2017. The ADE Rules Governing the Calculation Methods for Declining Enrollment and Student Growth Funding for Public School Districts October 2009 will be revised to reflect the law changes.



LEA: 6050700
 Open-Enrollment Public Jacksonville Lighthouse
 Charter School:

Preliminary
 State Aid Notice 2017-18
 September 15, 2017

Opening date: 07/2009
 Refer to corresponding Commissioner's Memo
 for additional information.

DATA								
2015-16 enrollment cap ¹	1,019	2016-17 enrollment cap ¹	1,019	2017-18 enrollment cap ¹	1,019	Student growth if prior year funded		
2015-16 grade levels	K-12	2016-17 grade levels	K-12	2017-18 grade levels	K-12	ADM	Growth	Funding [^]
July 1, 2015 enrollment	1,019	July 1, 2016 enrollment	1,010	July 1, 2017 enrollment	986	2016-17 qtr 4	952.40	-
2015-16 ADM (Qtrs. 1-3)	991.49	2016-17 ADM (Qtrs. 1-3)	967.95	2017-18 ADM (qtrs. 1-3)	-	2017-18 qtr 1	-	-
2015-16 ELL students	73	2016-17 ELL students	66	2017-18 ELL students	-	2017-18 qtr 2	-	-
Oct 1, 2015 NSL F&R count	604	Oct 1, 2016 NSL F&R count	624	Oct 1, 2017 NSL F&R count	-	2017-18 qtr 3	-	-
Oct 1, 2015 NSL F&R %	60%	Oct 1, 2016 NSL F&R %	64%	Oct 1, 2017 NSL F&R %	-	^Prior to comparison to declining enrollment funding		

FUNDING								
Funding Category	Funding Rate	Existing charter with no changes		Amount	Restricted	Rev Code	SOF Code	
State Foundation Funding (SFF) Aid ²	\$6,713	FY17 ADM qtrs 1-3 (less 2016 misc funds)		967.95	\$6,332,583	No	31700	2001
		2016 Calendar Year Misc Funds*			\$165,266			
		2017 Calendar Year Misc Funds*			\$0			
Charter Facilities Funding (CFF) 6 rate estimate	\$433.10	FY17 ADM qtrs 1-3/funding estimate		967.95	\$419,222	Yes	32914	3400
English Language Learners (ELL) Funding	\$338	FY18 identified ELL		-	\$0	Yes	32371	2276
National School Lunch (NSL) State Categorical Funding	\$526	Oct 1, 2016 F&R		624.00	\$328,224	Yes	32381	2281
NSL Transition	\$0			-	\$0	Yes	32381	2281
NSL Growth Funding	\$0	If $\geq 1\%$ per yr, 3-yr avg growth X F&R %		-	\$0	Yes	32381	2281
Professional Development (PD) Funding	\$26.05	FY17 ADM qtrs 1-3		967.95	\$25,215	Yes	32256	2223
Declining Enrollment Funding (DEF) ³	\$6,713	(Avg of FY16 + FY17 ADM) - FY17 ADM		11.770	\$79,012	No	31460	2218
Student Growth Funding (SGF) ^{2,3,4,5} rate per quarter:	\$1,678.25	FY17 qtr 4 vs FY16 3 qtrs, FY18 qtrs 1, 2, and 3 ADM vs FY17 3 qtrs		-	\$0	No	31450	2217

ADM-average daily membership, avg-average, F&R-free and reduced, LEA-local education agency, Oct-October, Qtr(s)-quarter(s), Est-estimated, Rev-Revenue, SOF-source of fund

*Misc. funds are defined and calculated as per A.C.A § 6-20-2301 et seq. and ADE Rules Governing the Calculation of Miscellaneous Funds.

- 1) All enrollment data, ADM data, ADM estimates, and participating student counts used in charter school funding calculations are subject to applicable enrollment caps.
- 2) Prior year 3-qtr ADM is used to calculate SFF for charter schools funded on prior year ADM data. For charter schools funded on current year ADM data, the final determination of SFF is not available until after current year 3-qtr ADM is established. Adjustments may be necessary after cycle 7 reporting if changes are made to ADM data. Current year funded charter schools are not eligible for student growth funding.
- 3) No open-enrollment public charter school shall receive both declining enrollment funding under A.C.A. § 6-20-2305(a)(3)(A)(i) and student growth funding under A.C.A. § 6-20-2305(c)(2) as amended by Act 741 of 2017.
- 4) Student growth funding is calculated based on prior year qtr 4, current year qtr 1, qtr 2, and qtr 3 ADM, under A.C.A. § 6-20-2305(c)(2) as amended by Act 741 of 2017.
- 5) For additional information regarding student growth funding, see A.C.A. § 6-20-2305(c)(2) as amended by Act 741 of 2017. The ADE Rules Governing the Calculation Methods for Declining Enrollment and Student Growth Funding for Public School Districts October 2009 will be revised to reflect the law changes.
- 6) Final current fiscal year CFF rate and funding amount will be determined using cycle 7 data in July of the next fiscal year.

LEA: 6052700
 Open-Enrollment Public SIATech Little Rock
 Charter School:


Preliminary
 State Aid Notice 2017-18
 September 15, 2017

Opening date: 07/2011
 Refer to corresponding Commissioner's Memo
 for additional information.

DATA							
2015-16 enrollment cap ¹	275	2016-17 enrollment cap ¹	275	2017-18 enrollment cap ¹	275	Student growth if prior year funded	
2015-16 grade levels	9-12	2016-17 grade levels	9-12	2017-18 grade levels	9-12	ADM Growth Funding^	
July 1, 2015 enrollment	80	July 1, 2016 enrollment	92	July 1, 2017 enrollment	150	2016-17 qtr 4 165.45 16.51 27,708	
2015-16 ADM (Qtrs. 1-3)	148.94	2016-17 ADM (Qtrs. 1-3)	162.13	2017-18 ADM (qtrs. 1-3)	-	2017-18 qtr 1 -	
2015-16 ELL students	-	2016-17 ELL students	7	2017-18 ELL students	-	2017-18 qtr 2 -	
Oct 1, 2015 NSL F&R count	135	Oct 1, 2016 NSL F&R count	141	Oct 1, 2017 NSL F&R count	-	2017-18 qtr 3 -	
Oct 1, 2015 NSL F&R %	81%	Oct 1, 2016 NSL F&R %	83%	Oct 1, 2017 NSL F&R %	-	^Prior to comparison to declining enrollment funding	
FUNDING							
Funding Category	Funding Rate	Existing charter with no changes		Amount	Restricted	Rev Code	SOF Code
State Foundation Funding (SFF) Aid ²	\$6,713	FY17 ADM qtrs 1-3		162.13	\$1,088,379	No	31700 2001
Alternative Learning Environment (ALE) Funding	\$4,640	FY17 ALE FTEs qtrs 1-4		14.98	\$69,521		
English Language Learners (ELL) Funding	\$338	FY18 identified ELL		-	\$0	Yes	32371 2276
National School Lunch (NSL) State Categorical Funding	\$526	Oct 1, 2016 F&R		141.00	\$74,166	Yes	32381 2281
NSL Transition	\$350	Transitioning from \$526 to \$1,051 (yr 2)		141.00	\$49,350	Yes	32381 2281
NSL Growth Funding	\$1,051	If \geq 1% per yr, 3-yr avg growth X F&R %		21.857	\$22,971	Yes	32381 2281
Professional Development (PD) Funding	\$26.05	FY17 ADM qtrs 1-3		162.13	\$4,223	Yes	32256 2223
Declining Enrollment Funding (DEF) ³	\$6,713	(Avg of FY16 + FY17 ADM) - FY17 ADM		-	\$0	No	31460 2218
Student Growth Funding (SGF) ^{2,3,4,5} rate per quarter:	\$1,678.25	FY17 qtr 4 vs FY16 3 qtrs, FY18 qtrs 1, 2, and 3 ADM vs FY17 3 qtrs		-	\$0	No	31450 2217

ADM-average daily membership, avg-average, F&R-free and reduced, LEA-local education agency, Oct-October, Qtr(s)-quarter(s), Est-estimated, Rev-Revenue, SOF-source of fund

- 1) All enrollment data, ADM data, ADM estimates, and participating student counts used in charter school funding calculations are subject to applicable enrollment caps.
- 2) Prior year 3-qtr ADM is used to calculate SFF for charter schools funded on prior year ADM data. For charter schools funded on current year ADM data, the final determination of SFF is not available until after current year 3-qtr ADM is established. Adjustments may be necessary after cycle 7 reporting if changes are made to ADM data. Current year funded charter schools are not eligible for student growth funding.
- 3) No open-enrollment public charter school shall receive both declining enrollment funding under A.C.A. § 6-20-2305(a)(3)(A)(i) and student growth funding under A.C.A. § 6-20-2305(c)(2) as amended by Act 741 of 2017.
- 4) Student growth funding is calculated based on prior year qtr 4, current year qtr 1, qtr 2, and qtr 3 ADM, under A.C.A. § 6-20-2305(c)(2) as amended by Act 741 of 2017.
- 5) For additional information regarding student growth funding, see A.C.A. § 6-20-2305(c)(2) as amended by Act 741 of 2017. The ADE Rules Governing the Calculation Methods for Declining Enrollment and Student Growth Funding for Public School Districts October 2009 will be revised to reflect the law changes.



LEA: 6053700
 Open-Enrollment Public Premier High School of Little Rock
 Charter School:

Preliminary
 State Aid Notice 2017-18
 September 15, 2017

Opening date: 07/2013
 Refer to corresponding Commissioner's Memo
 for additional information.

DATA							
2015-16 enrollment cap ¹	240	2016-17 enrollment cap ¹	240	2017-18 enrollment cap ¹	240	Student growth if prior year funded	
2015-16 grade levels	9-12	2016-17 grade levels	9-12	2017-18 grade levels	9-12	ADM Growth Funding [^]	
July 1, 2015 enrollment	86	July 1, 2016 enrollment	75	July 1, 2017 enrollment	89	2016-17 qtr 4 95.98 - -	
2015-16 ADM (Qtrs. 1-3)	109.45	2016-17 ADM (Qtrs. 1-3)	100.78	2017-18 ADM (qtrs. 1-3)	-	2017-18 qtr 1 -	
2015-16 ELL students	-	2016-17 ELL students	-	2017-18 ELL students	-	2017-18 qtr 2 -	
Oct 1, 2015 NSL F&R count	73	Oct 1, 2016 NSL F&R count	71	Oct 1, 2017 NSL F&R count	-	2017-18 qtr 3 -	
Oct 1, 2015 NSL F&R %	63%	Oct 1, 2016 NSL F&R %	65%	Oct 1, 2017 NSL F&R %	-	[^] Prior to comparison to declining enrollment funding	
FUNDING							
Funding Category	Funding Rate	Existing charter with no changes		Amount	Restricted	Rev Code	SOF Code
State Foundation Funding (SFF) Aid ²	\$6,713	FY17 ADM qtrs 1-3		100.78	\$676,536	No	31700 2001
Charter Facilities Funding (CFF) 6 rate estimate	\$433.10	FY17 ADM qtrs 1-3/funding estimate		100.78	\$43,648	Yes	32914 3400
English Language Learners (ELL) Funding	\$338	FY18 identified ELL		-	\$0	Yes	32371 2276
National School Lunch (NSL) State Categorical Funding	\$526	Oct 1, 2016 F&R		71.00	\$37,346	Yes	32381 2281
NSL Transition	\$175	Transitioning from \$1,051 to \$526 (yr 2)		71.00	\$12,425	Yes	32381 2281
NSL Growth Funding	\$0	If \geq 1% per yr, 3-yr avg growth X F&R %		-	\$0	Yes	32381 2281
Professional Development (PD) Funding	\$26.05	FY17 ADM qtrs 1-3		100.78	\$2,625	Yes	32256 2223
Declining Enrollment Funding (DEF) ³	\$6,713	(Avg of FY16 + FY17 ADM) - FY17 ADM		4.335	\$29,101	No	31460 2218
Student Growth Funding (SGF) ^{2,3,4,5} rate per quarter:	\$1,678.25	FY17 qtr 4 vs FY16 3 qtrs, FY18 qtrs 1, 2, and 3 ADM vs FY17 3 qtrs		-	\$0	No	31450 2217

ADM-average daily membership, avg-average, F&R-free and reduced, LEA-local education agency, Oct-October, Qtr(s)-quarter(s), Est-estimated, Rev-Revenue, SOF-source of fund

- 1) All enrollment data, ADM data, ADM estimates, and participating student counts used in charter school funding calculations are subject to applicable enrollment caps.
- 2) Prior year 3-qtr ADM is used to calculate SFF for charter schools funded on prior year ADM data. For charter schools funded on current year ADM data, the final determination of SFF is not available until after current year 3-qtr ADM is established. Adjustments may be necessary after cycle 7 reporting if changes are made to ADM data. Current year funded charter schools are not eligible for student growth funding.
- 3) No open-enrollment public charter school shall receive both declining enrollment funding under A.C.A. § 6-20-2305(a)(3)(A)(i) and student growth funding under A.C.A. § 6-20-2305(c)(2) as amended by Act 741 of 2017.
- 4) Student growth funding is calculated based on prior year qtr 4, current year qtr 1, qtr 2, and qtr 3 ADM, under A.C.A. § 6-20-2305(c)(2) as amended by Act 741 of 2017.
- 5) For additional information regarding student growth funding, see A.C.A. § 6-20-2305(c)(2) as amended by Act 741 of 2017. The ADE Rules Governing the Calculation Methods for Declining Enrollment and Student Growth Funding for Public School Districts October 2009 will be revised to reflect the law changes.
- 6) Final current fiscal year CFF rate and funding amount will be determined using cycle 7 data in July of the next fiscal year.

LEA: 6054700
 Open-Enrollment Public Charter School: Quest Middle School- West Little Rock

Preliminary
 State Aid Notice 2017-18
 September 15, 2017

Opening date: 07/2014
 Refer to corresponding Commissioner's Memo for additional information.

DATA					
2015-16 enrollment cap ¹	275	2016-17 enrollment cap ¹	325	2017-18 enrollment cap ¹	400
2015-16 grade levels	6-9	2016-17 grade levels	6-10	2017-18 grade levels	6-11
July 1, 2015 enrollment	233	July 1, 2016 enrollment	254	July 1, 2017 enrollment	192
2015-16 ADM (Qtrs. 1-3)	233.08	2016-17 ADM (Qtrs. 1-3)	192.79	2017-18 ADM (qtrs. 1-3)	-
2015-16 ELL students	1	2016-17 ELL students	-	2017-18 ELL students	-
Oct 1, 2015 NSL F&R count	27	Oct 1, 2016 NSL F&R count	23	Oct 1, 2017 NSL F&R count	-
Oct 1, 2015 NSL F&R %	12%	Oct 1, 2016 NSL F&R %	12%	Oct 1, 2017 NSL F&R %	-

FUNDING							
Funding Category	Funding Rate	Existing charter added a grade		Amount	Restricted	Rev Code	SOF Code
State Foundation Funding (SFF) Aid ²	\$6,713	Initial SFF aid: July 1, 2017 enrollment	192.00	\$1,288,896	No	31700	2001
		Adjusted SFF Aid: FY18 qtr 1 ADM cycle 3	-	\$0	No	31700	2001
		Final SFF Aid: FY18 ADM qtrs 1-3	-	\$0	No	31700	2001
Charter Facilities Funding (CFF) 6 rate estimate	\$433.10	July 1, 2017 enrollment/funding estimate	192.00	\$83,155	Yes	32914	3400
English Language Learners (ELL) Funding	\$338	FY18 identified ELL	-	\$0	Yes	32371	2276
National School Lunch (NSL) State Categorical Funding NSL Transition	\$0	Oct 1, 2017 F&R	-	\$0	Yes	32381	2281
	\$0		-	\$0	Yes	32381	2281
NSL Growth Funding		July 1, 2017 enrollment	192.00	\$0	No	31460	2217
Professional Development (PD) Funding	\$26.05	July 1, 2017 enrollment	192.00	\$5,002	Yes	32256	2223
Declining Enrollment Funding (DEF) ³	\$6,713	(Avg of FY16 + FY17 ADM) - FY17 ADM	20.145	\$135,233	No	31460	2218
Student Growth Funding (SGF) ⁴	rate per quarter	FY17 qtr 4 vs FY16 3 qtrs, FY16 qtrs 1, 2	n/a	n/a	No	31460	2217

ADM-average daily membership, avg-average, F&R-free and reduced, LEA-local education agency, Oct-October, Qtr(s)-quarter(s), Est-estimated, Rev-Revenue, SOF-source of fund

- 1) All enrollment data, ADM data, ADM estimates, and participating student counts used in charter school funding calculations are subject to applicable enrollment caps.
- 2) Prior year 3-qtr ADM is used to calculate SFF for charter schools funded on prior year ADM data. For charter schools funded on current year ADM data, the final determination of SFF is not available until after current year 3-qtr ADM is established. Adjustments may be necessary after cycle 7 reporting if changes are made to ADM data. Current year funded charter schools are not eligible for student growth funding.
- 3) No open-enrollment public charter school shall receive both declining enrollment funding under A.C.A. § 6-20-2305(a)(3)(A)(i) and student growth funding under A.C.A. § 6-20-2305(c)(2) as amended by Act 741 of 2017.

4) Student growth funding is calculated based on the change in enrollment from the prior year to the current year. For example, if a school had 200 students in 2015-16 and 210 students in 2016-17, the student growth would be 5%. The funding rate is then multiplied by the enrollment to determine the funding amount. For example, if the funding rate is \$100 per student, the funding amount would be \$100 x 210 = \$21,000. The funding amount is then divided by the number of students to determine the funding rate per student. For example, \$21,000 / 210 = \$100 per student.

6) Final current fiscal year CFF rate and funding amount will be determined using cycle 7 data in July of the next fiscal year.

LEA: 6055700
 Open-Enrollment Public Exalt Academy
 Charter School:

Preliminary
 State Aid Notice 2017-18
 September 15, 2017

Opening date: 07/2014
 Refer to corresponding Commissioner's Memo
 for additional information.

DATA							
2015-16 enrollment cap ¹	240	2016-17 enrollment cap ¹	300	2017-18 enrollment cap ¹	360	Student Growth Funds/Year Funded	
2015-16 grade levels	K-3	2016-17 grade levels	K-4	2017-18 grade levels	K-5	ADM	Growth Funding*
July 1, 2015 enrollment	211	July 1, 2016 enrollment	297	July 1, 2017 enrollment	300	2016-17 qtr 4	
2015-16 ADM (Qtrs. 1-3)	230.98	2016-17 ADM (Qtrs. 1-3)	273.75	2017-18 ADM (qtrs. 1-3)	-	2017-18 qtr 1	
2015-16 ELL students	93	2016-17 ELL students	75	2017-18 ELL students	-	2017-18 qtr 2	
Oct 1, 2015 NSL F&R count	221	Oct 1, 2016 NSL F&R count	269	Oct 1, 2017 NSL F&R count	-	2017-18 qtr 3	
Oct 1, 2015 NSL F&R %	95%	Oct 1, 2016 NSL F&R %	96%	Oct 1, 2017 NSL F&R %	-	2017-18 qtr 4	

FUNDING							
Funding Category	Funding Rate	Existing charter added a grade		Amount	Restricted	Rev Code	SOF Code
State Foundation Funding (SFF) Aid ²	\$6,713	Initial SFF aid: July 1, 2017 enrollment	300.00	\$2,013,900	No	31700	2001
		Adjusted SFF Aid: FY18 qtr 1 ADM cycle 3	-	\$0	No	31700	2001
		Final SFF Aid: FY18 ADM qtrs 1-3	-	\$0	No	31700	2001
Charter Facilities Funding (CFF) 6 rate estimate	\$433.10	July 1, 2017 enrollment/funding estimate	300.00	\$129,931	Yes	32914	3400
English Language Learners (ELL) Funding	\$338	FY18 identified ELL	-	\$0	Yes	32371	2276
National School Lunch (NSL) State Categorical Funding NSL Transition	\$0	Oct 1, 2017 F&R	-	\$0	Yes	32381	2281
	\$0		-	\$0	Yes	32381	2281
NSL Growth Funding		Oct 1, 2017 F&R			Yes	32381	2281
Professional Development (PD) Funding	\$26.05	July 1, 2017 enrollment	300.00	\$7,815	Yes	32256	2223
Declining Enrollment Funding (DEF) ³	\$6,713	(Avg of FY16 + FY17 ADM) - FY17 ADM	-	\$0	No	31460	2218
Student Growth Funding (SGF) ⁴	rate per quarter	FY17 qtr 4 vs FY16 3 qtrs, FY16 qtrs 1, 2	n/a	n/a	No	31460	2217

ADM-average daily membership, avg-average, F&R-free and reduced, LEA-local education agency, Oct-October, Qtr(s)-quarter(s), Est-estimated, Rev-Revenue, SOF-source of fund

- 1) All enrollment data, ADM data, ADM estimates, and participating student counts used in charter school funding calculations are subject to applicable enrollment caps.
- 2) Prior year 3-qtr ADM is used to calculate SFF for charter schools funded on prior year ADM data. For charter schools funded on current year ADM data, the final determination of SFF is not available until after current year 3-qtr ADM is established. Adjustments may be necessary after cycle 7 reporting if changes are made to ADM data. Current year funded charter schools are not eligible for student growth funding.
- 3) No open-enrollment public charter school shall receive both declining enrollment funding under A.C.A. § 6-20-2305(a)(3)(A)(i) and student growth funding under A.C.A. § 6-20-2305(c)(2) as amended by Act 741 of 2017.

4) Student growth funding is calculated based on the difference between the average daily membership (ADM) for the current fiscal year and the average daily membership (ADM) for the prior fiscal year. For example, if a charter school's ADM for the current fiscal year is 300 and the ADM for the prior fiscal year is 250, the difference is 50. This difference is then multiplied by the student growth funding rate to determine the amount of student growth funding. The student growth funding rate is determined by the State Board of Education. For example, if the student growth funding rate is \$150 per student, the charter school would receive \$7,500 in student growth funding. The student growth funding rate is subject to change from year to year.

6) Final current fiscal year CFF rate and funding amount will be determined using cycle 7 data in July of the next fiscal year.

LEA: 6056700
 Open-Enrollment Public Capitol City Lighthouse
 Charter School:

Preliminary
 State Aid Notice 2017-18
 September 15, 2017

Opening date: 07/2015
 Refer to corresponding Commissioner's Memo
 for additional information.

DATA							
2015-16 enrollment cap ¹	344	2016-17 enrollment cap ¹	402	2017-18 enrollment cap ¹	460	Student Growth Funds/Year Funded	
2015-16 grade levels	K-5	2016-17 grade levels	K-6	2017-18 grade levels	K-7	ADM	Growth Funding*
July 1, 2015 enrollment	344	July 1, 2016 enrollment	271	July 1, 2017 enrollment	295	2016-17 qtr 4	
2015-16 ADM (Qtrs. 1-3)	267.85	2016-17 ADM (Qtrs. 1-3)	252.87	2017-18 ADM (qtrs. 1-3)	-	2017-18 qtr 1	
2015-16 ELL students	5	2016-17 ELL students	4	2017-18 ELL students	-	2017-18 qtr 2	
Oct 1, 2015 NSL F&R count	227	Oct 1, 2016 NSL F&R count	205	Oct 1, 2017 NSL F&R count	-	2017-18 qtr 3	
Oct 1, 2015 NSL F&R %	76%	Oct 1, 2016 NSL F&R %	77%	Oct 1, 2017 NSL F&R %	-	2017-18 qtr 4	

FUNDING							
Funding Category	Funding Rate	Existing charter added a grade		Amount	Restricted	Rev Code	SOF Code
State Foundation Funding (SFF) Aid ²	\$6,713	Initial SFF aid: July 1, 2017 enrollment	295.00	\$1,980,335	No	31700	2001
		Adjusted SFF Aid: FY18 qtr 1 ADM cycle 3	-	\$0	No	31700	2001
		Final SFF Aid: FY18 ADM qtrs 1-3	-	\$0	No	31700	2001
Charter Facilities Funding (CFF) ⁶ rate estimate	\$433.10	July 1, 2017 enrollment/funding estimate	295.00	\$127,765	Yes	32914	3400
English Language Learners (ELL) Funding	\$338	FY18 identified ELL	-	\$0	Yes	32371	2276
National School Lunch (NSL) State Categorical Funding NSL Transition	\$0	Oct 1, 2017 F&R	-	\$0	Yes	32381	2281
	\$0		-	\$0	Yes	32381	2281
NSL Growth Funding		July 1, 2017 enrollment	295.00	\$0	No	31700	2301
Professional Development (PD) Funding	\$26.05	July 1, 2017 enrollment	295.00	\$7,685	Yes	32256	2223
Declining Enrollment Funding (DEF) ³	\$6,713	(Avg of FY16 + FY17 ADM) - FY17 ADM	7.490	\$50,280	No	31460	2218
Student Growth Funding (SGF) ⁴	rate per quarter	FY17 qtr 4 vs FY16 3 qtrs, FY16 qtrs 1, 2	n/a	n/a	No	31460	2217

ADM-average daily membership, avg-average, F&R-free and reduced, LEA-local education agency, Oct-October, Qtr(s)-quarter(s), Est-estimated, Rev-Revenue, SOF-source of fund

- 1) All enrollment data, ADM data, ADM estimates, and participating student counts used in charter school funding calculations are subject to applicable enrollment caps.
- 2) Prior year 3-qtr ADM is used to calculate SFF for charter schools funded on prior year ADM data. For charter schools funded on current year ADM data, the final determination of SFF is not available until after current year 3-qtr ADM is established. Adjustments may be necessary after cycle 7 reporting if changes are made to ADM data. Current year funded charter schools are not eligible for student growth funding.
- 3) No open-enrollment public charter school shall receive both declining enrollment funding under A.C.A. § 6-20-2305(a)(3)(A)(i) and student growth funding under A.C.A. § 6-20-2305(c)(2) as amended by Act 741 of 2017.

4) Student growth funding is based on the difference between the average daily membership (ADM) for the current fiscal year and the average daily membership (ADM) for the prior fiscal year. For example, if the current fiscal year ADM is 300 and the prior fiscal year ADM is 250, the student growth funding would be \$50,280 (300 - 250) x \$167.825. The current fiscal year ADM is based on the average daily membership (ADM) for the current fiscal year. The prior fiscal year ADM is based on the average daily membership (ADM) for the prior fiscal year. The current fiscal year ADM is based on the average daily membership (ADM) for the current fiscal year. The prior fiscal year ADM is based on the average daily membership (ADM) for the prior fiscal year.

6) Final current fiscal year CFF rate and funding amount will be determined using cycle 7 data in July of the next fiscal year.

LEA: 6057700
 Open-Enrollment Public Charter School: Rockbridge Montessori School

Preliminary
 State Aid Notice 2017-18
 September 15, 2017

Opening date: 07/2015
 Refer to corresponding Commissioner's Memo for additional information.

DATA						
2015-16 enrollment cap ¹	150	2016-17 enrollment cap ¹	180	2017-18 enrollment cap ¹	325	Student Growth Funds, Year Funded
2015-16 grade levels	K-5	2016-17 grade levels	K-6	2017-18 grade levels	K-7	ADM Growth Funding*
July 1, 2015 enrollment	150	July 1, 2016 enrollment	150	July 1, 2017 enrollment	164	2016-17 qtr 4
2015-16 ADM (Qtrs. 1-3)	113.20	2016-17 ADM (Qtrs. 1-3)	139.35	2017-18 ADM (qtrs. 1-3)	-	2017-18 qtr 1
2015-16 ELL students	-	2016-17 ELL students	-	2017-18 ELL students	-	2017-18 qtr 2
Oct 1, 2015 NSL F&R count	61	Oct 1, 2016 NSL F&R count	84	Oct 1, 2017 NSL F&R count	-	2017-18 qtr 3
Oct 1, 2015 NSL F&R %	55%	Oct 1, 2016 NSL F&R %	56%	Oct 1, 2017 NSL F&R %	-	Refer to corresponding AEO for details on State Aid Funding

FUNDING							
Funding Category	Funding Rate	Existing charter added a grade	Amount	Restricted	Rev Code	SOF Code	
State Foundation Funding (SFF) Aid ²	\$6,713	Initial SFF aid: July 1, 2017 enrollment	164.00	\$1,100,932	No	31700	2001
		Adjusted SFF Aid: FY18 qtr 1 ADM cycle 3	-	\$0	No	31700	2001
		Final SFF Aid: FY18 ADM qtrs 1-3	-	\$0	No	31700	2001
Charter Estimated Funding (CEF) Rate estimate	n/a	July 1, 2017 enrollment/funding estimate	n/a	n/a	32914	3400	
English Language Learners (ELL) Funding	\$338	FY18 identified ELL	-	\$0	Yes	32371	2276
National School Lunch (NSL) State Categorical Funding NSL Transition	\$0	Oct 1, 2017 F&R	-	\$0	Yes	32381	2281
	\$0		-	\$0	Yes	32381	2281
NSL Growth Funding	n/a	July 1, 2017 enrollment/NSL F&R %	n/a	n/a	Yes	32381	2281
Professional Development (PD) Funding	\$26.05	July 1, 2017 enrollment	164.00	\$4,272	Yes	32256	2223
Declining Enrollment Funding (DEF) ³	\$6,713	(Avg of FY16 + FY17 ADM) - FY17 ADM	-	\$0	No	31460	2218
Student Growth Funding (SGF) ³	rate per quarter	FY17 qtr 4 vs FY16 3 qtrs, FY18 qtrs 1, 2 and 3 ADM vs FY17 3 qtrs	n/a	n/a	No	31460	2217

ADM-average daily membership, avg-average, F&R-free and reduced, LEA-local education agency, Oct-October, Qtr(s)-quarter(s), Est-estimated, Rev-Revenue, SOF-source of fund

- 1) All enrollment data, ADM data, ADM estimates, and participating student counts used in charter school funding calculations are subject to applicable enrollment caps.
- 2) Prior year 3-qtr ADM is used to calculate SFF for charter schools funded on prior year ADM data. For charter schools funded on current year ADM data, the final determination of SFF is not available until after current year 3-qtr ADM is established. Adjustments may be necessary after cycle 7 reporting if changes are made to ADM data. Current year funded charter schools are not eligible for student growth funding.
- 3) No open-enrollment public charter school shall receive both declining enrollment funding under A.C.A. § 6-20-2305(a)(3)(A)(i) and student growth funding under A.C.A. § 6-20-2305(c)(2) as amended by Act 741 of 2017.

* Student Growth Funds (SGF) are calculated based on the difference between the current year enrollment and the prior year enrollment, divided by the number of students in the current year enrollment. The resulting amount is multiplied by the current year enrollment to determine the total amount of SGF. For example, if a school's enrollment increases from 100 in 2015-16 to 120 in 2016-17, the SGF for 2016-17 would be calculated as follows: (120 - 100) / 100 = 0.20; 0.20 * 120 = 24. The total amount of SGF for 2016-17 would be 24 * 120 = 2,880. For additional information on the calculation of SGF, please refer to the State Aid Notice for Declining Enrollment Funding and Student Growth Funding. ** The amount of SFF is determined based on the average of the prior year and current year enrollment, multiplied by the current year enrollment. For example, if a school's enrollment was 100 in 2015-16 and 120 in 2016-17, the SFF for 2016-17 would be calculated as follows: (100 + 120) / 2 = 110; 110 * 120 = 13,200. For additional information on the calculation of SFF, please refer to the State Aid Notice for Declining Enrollment Funding and Student Growth Funding. *** The amount of DEF is determined based on the difference between the average of the prior year and current year enrollment and the current year enrollment, multiplied by the current year enrollment. For example, if a school's enrollment was 100 in 2015-16 and 120 in 2016-17, the DEF for 2016-17 would be calculated as follows: (100 + 120) / 2 - 120 = -10; -10 * 120 = -1,200. For additional information on the calculation of DEF, please refer to the State Aid Notice for Declining Enrollment Funding and Student Growth Funding.

LEA: 6640700
 Open-Enrollment Public Charter School: Future School of Fort Smith

Preliminary
 State Aid Notice 2017-18
 September 15, 2017

Opening date: 07/2016
 Refer to corresponding Commissioner's Memo for additional information.

DATA						
2015-16 enrollment cap ¹	-	2016-17 enrollment cap ¹	150	2017-18 enrollment cap ¹	300	Student Growth Funding ⁴ Year Funded
2015-16 grade levels	-	2016-17 grade level	10	2017-18 grade levels	10-11	ADM Growth Funding ⁵
July 1, 2015 enrollment	-	July 1, 2016 enrollment	35	July 1, 2017 enrollment	150	2016-17 qtr 4
2015-16 ADM (Qtrs. 1-3)	-	2016-17 ADM (Qtrs. 1-3)	66.45	2017-18 ADM (qtrs. 1-3)	-	2017-18 qtr 1
2015-16 ELL students	-	2016-17 ELL students	-	2017-18 ELL students	-	2017-18 qtr 2
Oct 1, 2015 NSL F&R count	-	Oct 1, 2016 NSL F&R count	33	Oct 1, 2017 NSL F&R count	-	2017-18 qtr 3
Oct 1, 2015 NSL F&R %	-	Oct 1, 2016 NSL F&R %	53%	Oct 1, 2017 NSL F&R %	-	2017-18 qtr 4

FUNDING							
Funding Category	Funding Rate	Existing charter added a grade	Amount	Restricted	Rev Code	SOF Code	
State Foundation Funding (SFF) Aid ²	\$6,713	Initial SFF aid: July 1, 2017 enrollment	150.00	\$1,006,950	No	31700	2001
		Adjusted SFF Aid: FY18 qtr 1 ADM cycle 3	-	\$0	No	31700	2001
		Final SFF Aid: FY18 ADM qtrs 1-3	-	\$0	No	31700	2001
Charter Facilities Funding (CFF) 6 rate estimate	\$433.10	July 1, 2017 enrollment/funding estimate	150.00	\$64,965	Yes	32914	3400
English Language Learners (ELL) Funding	\$338	FY18 identified ELL	-	\$0	Yes	32371	2276
National School Lunch (NSL) State Categorical Funding NSL Transition	\$0	Oct 1, 2017 F&R	-	\$0	Yes	32381	2281
	\$0		-	\$0	Yes	32381	2281
NSL Growth Funding		July 1, 2017 enrollment	150.00	\$0	No	31460	2217
Professional Development (PD) Funding	\$26.05	July 1, 2017 enrollment	150.00	\$3,908	Yes	32256	2223
Declining Enrollment Funding (DEF) ³	\$6,713	(Avg of FY16 + FY17 ADM) - FY17 ADM	-	\$0	No	31460	2218
Student Growth Funding (SGF) ⁴	rate per quarter	FY17 qtr 4 vs FY16 3 qtrs, FY16 qtrs 1, 2	n/a	n/a	No	31460	2217

ADM-average daily membership, avg-average, F&R-free and reduced, LEA-local education agency, Oct-October, Qtr(s)-quarter(s), Est-estimated, Rev-Revenue, SOF-source of fund

- 1) All enrollment data, ADM data, ADM estimates, and participating student counts used in charter school funding calculations are subject to applicable enrollment caps.
- 2) Prior year 3-qtr ADM is used to calculate SFF for charter schools funded on prior year ADM data. For charter schools funded on current year ADM data, the final determination of SFF is not available until after current year 3-qtr ADM is established. Adjustments may be necessary after cycle 7 reporting if changes are made to ADM data. Current year funded charter schools are not eligible for student growth funding.
- 3) No open-enrollment public charter school shall receive both declining enrollment funding under A.C.A. § 6-20-2305(a)(3)(A)(i) and student growth funding under A.C.A. § 6-20-2305(c)(2) as amended by Act 741 of 2017.

4) Student growth funding is based on the difference between the current year enrollment and the prior year enrollment. For example, if a school has 100 students in 2016 and 150 students in 2017, the student growth funding would be \$3,908 (150 students x \$26.05).
 5) For declining enrollment funding, the funding is based on the difference between the average of the prior two fiscal years' ADM and the current fiscal year's ADM. For example, if a school has 66.45 ADM in 2015-16, 66.45 ADM in 2016-17, and 150 ADM in 2017-18, the declining enrollment funding would be \$0 (66.45 + 66.45 = 132.90; 132.90 - 150 = -17.10; -17.10 x \$6,713 = \$0).

6) Final current fiscal year CFF rate and funding amount will be determined using cycle 7 data in July of the next fiscal year.

LEA:
Open-Enrollment Public
Charter School:

7240700
Haas Hall Academy Fayetteville

Preliminary
State Aid Notice 2017-18
September 15, 2017

Opening date: 07/2004
Refer to corresponding Commissioner's Memo
for additional information.

DATA						
2015-16 enrollment cap ¹	400	2016-17 enrollment cap ¹	500*	2017-18 enrollment cap ¹	1,500	Student Growth Funds, Year Funded
2015-16 grade levels	7-12	2016-17 grade levels	7-12	2017-18 grade levels	7-12	ADM Growth Funding*
July 1, 2015 enrollment	360	July 1, 2016 enrollment	360	July 1, 2017 enrollment	830	2016-17 qtr 4
2015-16 ADM (Qtrs. 1-3)	342.73	2016-17 ADM (Qtrs. 1-3)	344.43	2017-18 ADM (qtrs. 1-3)	-	2017-18 qtr 1
2015-16 ELL students	-	2016-17 ELL students	-	2017-18 ELL students	-	2017-18 qtr 2
Oct 1, 2015 NSL F&R count	-	Oct 1, 2016 NSL F&R count	-	Oct 1, 2017 NSL F&R count	-	2017-18 qtr 3
Oct 1, 2015 NSL F&R %	-	Oct 1, 2016 NSL F&R %	-	Oct 1, 2017 NSL F&R %	-	Refer to corresponding memo for additional information

FUNDING						
Funding Category	Funding Rate	Existing charter added a new campus	Amount	Restricted	Rev Code	SOF Code
State Foundation Funding (SFF) Aid ²	\$6,713	Initial SFF aid: July 1, 2017 enrollment 830.00 Adjusted SFF Aid: FY18 qtr 1 ADM cycle 3 - Final SFF Aid: FY18 ADM qtrs 1-3 -	\$5,571,790 \$0 \$0	No	31700	2001
Charter Facilities Funding (CFF) 6 rate estimate	\$433.10	July 1, 2017 enrollment/funding estimate 830.00	\$359,476	Yes	32914	3400
English Language Learners (ELL) Funding	\$338	FY18 identified ELL -	\$0	Yes	32371	2276
National School Lunch (NSL) State Categorical Funding	n/a	Oct 1, 2017 F&R n/a	n/a	Yes	32381	2281
NSL Transition	n/a	n/a	n/a	Yes	32381	2281
NSL Growth Funding	n/a	(Avg of FY16 + FY17 ADM) - FY17 ADM n/a	n/a	Yes	32381	2281
Professional Development (PD) Funding	\$26.05	July 1, 2017 enrollment 830.00	\$21,622	Yes	32256	2223
Declining Enrollment Funding (DEF) ³	\$6,713	(Avg of FY16 + FY17 ADM) - FY17 ADM -	\$0	No	31460	2218
Student Growth Funding (SGF) ⁴	rate per quarter \$1,678.25	FY17 qtr 4 vs FY16 3 qtrs, FY18 qtrs 1, 2 and FY17 ADM vs FY17 3 qtrs	n/a	No	31480	2217

ADM-average daily membership, avg-average, F&R-free and reduced, LEA-local education agency, Oct-October, Qtr(s)-quarter(s), Est-estimated, Rev-Revenue, SOF-source of fund

*Enrollment cap increased during FY17.

- 1) All enrollment data, ADM data, ADM estimates, and participating student counts used in charter school funding calculations are subject to applicable enrollment caps.
- 2) Prior year 3-qtr ADM is used to calculate SFF for charter schools funded on prior year ADM data. For charter schools funded on current year ADM data, the final determination of SFF is not available until after current year 3-qtr ADM is established. Adjustments may be necessary after cycle 7 reporting if changes are made to ADM data. Current year funded charter schools are not eligible for student growth funding.
- 3) No open-enrollment public charter school shall receive both declining enrollment funding under A.C.A. § 6-20-2305(a)(3)(A)(i) and student growth funding under A.C.A. § 6-20-2305(c)(2) as amended by Act 741 of 2017.

4) Student growth funding is based on the difference between the current year enrollment and the prior year enrollment. The funding rate is based on the difference between the current year enrollment and the prior year enrollment. The funding rate is based on the difference between the current year enrollment and the prior year enrollment. The funding rate is based on the difference between the current year enrollment and the prior year enrollment.

6) Final current fiscal year CFF rate and funding amount will be determined using cycle 7 data in July of the next fiscal year.

LEA: 7241700
 Open-Enrollment Public Charter School: Ozark Montessori Academy

Preliminary
 State Aid Notice 2017-18
 September 15, 2017

Opening date: 07/2015
 Refer to corresponding Commissioner's Memo for additional information.

DATA					
2015-16 enrollment cap ¹	140	2016-17 enrollment cap ¹	200	2017-18 enrollment cap ¹	264
2015-16 grade levels	K-6	2016-17 grade levels	K-7	2017-18 grade levels	K-8
July 1, 2015 enrollment	120	July 1, 2016 enrollment	200	July 1, 2017 enrollment	249
2015-16 ADM (Qtrs. 1-3)	135.20	2016-17 ADM (Qtrs. 1-3)	177.92	2017-18 ADM (qtrs. 1-3)	-
2015-16 ELL students	33	2016-17 ELL students	44	2017-18 ELL students	-
Oct 1, 2015 NSL F&R count	90	Oct 1, 2016 NSL F&R count	102	Oct 1, 2017 NSL F&R count	-
Oct 1, 2015 NSL F&R %	66%	Oct 1, 2016 NSL F&R %	57%	Oct 1, 2017 NSL F&R %	-

FUNDING							
Funding Category	Funding Rate	Existing charter added a grade	Amount	Restricted	Rev Code	SOF Code	
State Foundation Funding (SFF) Aid ²	\$6,713	Initial SFF aid: July 1, 2017 enrollment	249.00	\$1,671,537	No	31700	2001
		Adjusted SFF Aid: FY18 qtr 1 ADM cycle 3	-	\$0	No	31700	2001
		Final SFF Aid: FY18 ADM qtrs 1-3	-	\$0	No	31700	2001
Charter Facilities Funding (CFF) 6 rate estimate	\$433.10	July 1, 2017 enrollment/funding estimate	249.00	\$107,842	Yes	32914	3400
English Language Learners (ELL) Funding	\$338	FY18 identified ELL	-	\$0	Yes	32371	2276
National School Lunch (NSL) State Categorical Funding NSL Transition	\$0	Oct 1, 2017 F&R	-	\$0	Yes	32381	2281
	\$0		-	\$0	Yes	32381	2281
Professional Development (PD) Funding	\$26.05	July 1, 2017 enrollment	249.00	\$6,486	Yes	32256	2223
Declining Enrollment Funding (DEF) ³	\$6,713	(Avg of FY16 + FY17 ADM) - FY17 ADM	-	\$0	No	31460	2218
Student Growth Funding (SGF) ⁴	rate per quarter	FY17 qtr 4 vs FY16 3 qtrs, FY16 qtrs 1, 2, 3 vs FY15 4 qtrs	n/a	n/a	No	31460	2217

ADM-average daily membership, avg-average, F&R-free and reduced, LEA-local education agency, Oct-October, Qtr(s)-quarter(s), Est-estimated, Rev-Revenue, SOF-source of fund

- 1) All enrollment data, ADM data, ADM estimates, and participating student counts used in charter school funding calculations are subject to applicable enrollment caps.
- 2) Prior year 3-qtr ADM is used to calculate SFF for charter schools funded on prior year ADM data. For charter schools funded on current year ADM data, the final determination of SFF is not available until after current year 3-qtr ADM is established. Adjustments may be necessary after cycle 7 reporting if changes are made to ADM data. Current year funded charter schools are not eligible for student growth funding.
- 3) No open-enrollment public charter school shall receive both declining enrollment funding under A.C.A. § 6-20-2305(a)(3)(A)(i) and student growth funding under A.C.A. § 6-20-2305(c)(2) as amended by Act 741 of 2017.

4) Student growth funding is calculated based on the enrollment data for the current fiscal year and the prior fiscal year. The enrollment data for the current fiscal year is used to calculate the student growth funding for the current fiscal year. The enrollment data for the prior fiscal year is used to calculate the student growth funding for the prior fiscal year. The enrollment data for the current fiscal year is used to calculate the student growth funding for the current fiscal year. The enrollment data for the prior fiscal year is used to calculate the student growth funding for the prior fiscal year.

6) Final current fiscal year CFF rate and funding amount will be determined using cycle 7 data in July of the next fiscal year.