

LEA: 0440700
 Open-Enrollment Public Arkansas Arts Academy
 Charter School:

Final
 State Aid Notice 2017-18
 July 24, 2018

Opening date: 07/2001
 Refer to corresponding Commissioner's Memo
 for additional information.

DATA									
2015-16 enrollment cap ¹	825	2016-17 enrollment cap ¹	825	2017-18 enrollment cap ¹	1,250	Student growth if prior year funded			
2015-16 grade levels	K-12	2016-17 grade levels	K-12	2017-18 grade levels	K-12	ADM	Growth	Funding	
July 1, 2015 enrollment	804	July 1, 2016 enrollment	820	July 1, 2017 enrollment	825	2016-17 qtr 4	775.87	9.65	\$16,195
2015-16 ADM (qtrs. 1-3)	766.22	2016-17 ADM (qtrs. 1-3)	775.95	2017-18 ADM (qtrs. 1-3)	803.25	2017-18 qtr 1	795.97	20.02	\$33,599
2015-16 ELL students	27	2016-17 ELL students	33	2017-18 ELL students	26	2017-18 qtr 2	804.39	28.44	\$47,729
Oct 1, 2015 NSL F&R count	212	Oct 1, 2016 NSL F&R count	219	Oct 1, 2017 NSL F&R count	195	2017-18 qtr 3	808.85	32.90	\$55,214
Oct 1, 2015 NSL F&R %	27%	Oct 1, 2016 NSL F&R %	28%	Oct 1, 2017 NSL F&R %	25%				
FUNDING									
Funding Category	Funding Rate	Existing charter with no changes			Amount	Restricted	Rev Code	SOF Code	
State Foundation Funding (SFF) Aid ²	\$6,713	FY17 ADM qtrs 1-3			775.95	\$5,208,952	No	31700	2001
Charter Facilities Funding (CFF) ⁶	\$455.34	FY17 ADM qtrs 1-3			775.95	\$353,323	Yes	32914	3400
English Language Learners (ELL) Funding	\$338	FY18 identified ELL			26.00	\$8,788	Yes	32371	2276
National School Lunch (NSL) State Categorical Funding	\$526	Oct 1, 2016 F&R			219.00	\$115,194	Yes	32381	2281
NSL Transition	\$0				-	\$0	Yes	32381	2281
NSL Growth Funding	\$0	If $\geq 1\%$ per yr, 3-yr avg growth X F&R %			-	\$0	Yes	32381	2281
Professional Development (PD) Funding	\$26.05	FY17 ADM qtrs 1-3			775.95	\$20,213	Yes	32256	2223
Declining Enrollment Funding (DEF) ³	\$6,713	(Avg of FY16 + FY17 ADM) - FY17 ADM			-	\$0	No	31460	2218
Student Growth Funding (SGF) ^{2,3,4,5}	rate per quarter: \$1,678.25	FY17 qtr 4 vs FY16 3 qtrs, FY18 qtrs 1, 2, and 3 ADM vs FY17 3 qtrs			91.01	\$152,738	No	31450	2217

ADM-average daily membership, avg-average, F&R-free and reduced, LEA-local education agency, Oct-October, Qtr(s)-quarter(s), Est-estimated, Rev-Revenue, SOF-source of fund

- 1) All enrollment data, ADM data, ADM estimates, and participating student counts used in charter school funding calculations are subject to applicable enrollment caps.
- 2) Prior year 3-qtr ADM is used to calculate SFF for charter schools funded on prior year ADM data. For charter schools funded on current year ADM data, the final determination of SFF is not available until after current year 3-qtr ADM is established. Adjustments may be necessary after cycle 7 reporting if changes are made to ADM data. Current year funded charter schools are not eligible for student growth funding.
- 3) No open-enrollment public charter school shall receive both declining enrollment funding under A.C.A. § 6-20-2305(a)(3)(A)(i) and student growth funding under A.C.A. § 6-20-2305(c)(2) as amended by Act 741 of 2017.
- 4) Student growth funding is calculated based on prior year qtr 4, current year qtr 1, qtr 2, and qtr 3 ADM, under A.C.A. § 6-20-2305(c)(2) as amended by Act 741 of 2017.
- 5) For additional information regarding student growth funding, see A.C.A. § 6-20-2305(c)(2) as amended by Act 741 of 2017. The ADE Rules Governing the Calculation Methods for Declining Enrollment and Student Growth Funding for Public School Districts October 2009 will be revised to reflect the law changes.
- 6) Final current fiscal year CFF rate and funding amount will be determined using cycle 7 data in July of the next fiscal year.

LEA: 0442700
 Open-Enrollment Public Charter School: Northwest Arkansas Classical Academy

Final
 State Aid Notice 2017-18
 July 24, 2018

Opening date: 07/2013
 Refer to corresponding Commissioner's Memo for additional information.

DATA						
2015-16 enrollment cap ¹	624	2016-17 enrollment cap ¹	674	2017-18 enrollment cap ¹	685	Student Growth Funding - Year Funded
2015-16 grade levels	K-10	2016-17 grade levels	K-11	2017-18 grade levels	K-12	APM Growth Funding*
July 1, 2015 enrollment	549	July 1, 2016 enrollment	593	July 1, 2017 enrollment	602	2016-17 qtr 4
2015-16 ADM (Qtrs. 1-3)	548.32	2016-17 ADM (Qtrs. 1-3)	552.30	2017-18 ADM (qtrs. 1-3)	565.23	2017-18 qtr 1
2015-16 ELL students	16	2016-17 ELL students	14	2017-18 ELL students	5	2017-18 qtr 2
Oct 1, 2015 NSL F&R count	40	Oct 1, 2016 NSL F&R count	29	Oct 1, 2017 NSL F&R count	30	2017-18 qtr 3
Oct 1, 2015 NSL F&R %	7%	Oct 1, 2016 NSL F&R %	5%	Oct 1, 2017 NSL F&R %	5%	Refer to A.C.A. § 6-20-2305(c)(2) for funding

FUNDING							
Funding Category	Funding Rate	Existing charter added a grade	Amount	Restricted	Rev Code	SOF Code	
State Foundation Funding (SFF) Aid ²	\$6,713	Initial SFF aid: July 1, 2017 enrollment	602.00	\$4,041,226	No	31700	2001
		Adjusted SFF Aid: FY18 qtr 1 ADM cycle 3	558.33	\$3,748,069	No	31700	2001
		Final SFF Aid: FY18 ADM qtrs 1-3	565.23	\$3,794,389	No	31700	2001
Charter Facilities Funding (CFF) ⁶	\$455.34	FY18 ADM qtrs 1-3	565.23	\$257,373	Yes	32914	3400
English Language Learners (ELL) Funding	\$338	FY18 identified ELL	5.00	\$1,690	Yes	32371	2276
National School Lunch (NSL) State Categorical Funding NSL Transition	\$526	Oct 1, 2017 F&R	30.00	\$15,780	Yes	32381	2281
	\$0		-	\$0	Yes	32381	2281
NSL Growth Funding		Oct 1, 2017 F&R			No	32381	2281
Professional Development (PD) Funding	\$26.05	July 1, 2017 enrollment	602.00	\$15,682	Yes	32256	2223
Declining Enrollment Funding (DEF) ³	\$6,713	(Avg of FY16 + FY17 ADM) - FY17 ADM	-	\$0	No	31460	2218
Student Growth Funding (SGF) ⁴	rate per quarter	FY17 qtr 4 vs FY16 3 qtrs, FY18 qtrs 1, 2, and 3 ADM vs FY17 3 qtrs	n/a	n/a	No	31486	2217

ADM-average daily membership, avg-average, F&R-free and reduced, LEA-local education agency, Oct-October, Qtr(s)-quarter(s), Est-estimated, Rev-Revenue, SOF-source of fund

- 1) All enrollment data, ADM data, ADM estimates, and participating student counts used in charter school funding calculations are subject to applicable enrollment caps.
- 2) Prior year 3-qtr ADM is used to calculate SFF for charter schools funded on prior year ADM data. For charter schools funded on current year ADM data, the final determination of SFF is not available until after current year 3-qtr ADM is established. Adjustments may be necessary after cycle 7 reporting if changes are made to ADM data. Current year funded charter schools are not eligible for student growth funding.
- 3) No open-enrollment public charter school shall receive both declining enrollment funding under A.C.A. § 6-20-2305(a)(3)(A)(i) and student growth funding under A.C.A. § 6-20-2305(c)(2) as amended by Act 741 of 2017.

Student growth funding is calculated based on the enrollment data for the current fiscal year and the prior fiscal year. For schools that are funded on current year ADM data, the final determination of SFF is not available until after current year 3-qtr ADM is established. Adjustments may be necessary after cycle 7 reporting if changes are made to ADM data. Current year funded charter schools are not eligible for student growth funding. The final determination of SFF is not available until after current year 3-qtr ADM is established. Adjustments may be necessary after cycle 7 reporting if changes are made to ADM data. Current year funded charter schools are not eligible for student growth funding.

6) Final current fiscal year CFF rate and funding amount will be determined using cycle 7 data in July of the next fiscal year.

LEA:
Open-Enrollment Public
Charter School:

0443700
Haas Hall Academy Bentonville

Final
State Aid Notice 2017-18
July 24, 2018

Opening date: 07/2015
Refer to corresponding Commissioner's Memo
for additional information.

DATA									
2015-16 enrollment cap ¹	500	2016-17 enrollment cap ¹	500	2017-18 enrollment cap ¹	500	Student growth if prior year funded			
2015-16 grade levels	7-12	2016-17 grade levels	7-12	2017-18 grade levels	7-12	ADM	Growth	Funding	
July 1, 2015 enrollment	300	July 1, 2016 enrollment	340	July 1, 2017 enrollment	400	2016-17 qtr 4	281.45	0.71	\$1,192
2015-16 ADM (Qtrs. 1-3)	280.74	2016-17 ADM (Qtrs. 1-3)	291.15	2017-18 ADM (qtrs. 1-3)	304.26	2017-18 qtr 1	311.79	20.64	\$34,639
2015-16 ELL students	-	2016-17 ELL students	-	2017-18 ELL students	-	2017-18 qtr 2	303.23	12.08	\$20,273
Oct 1, 2015 NSL F&R count	-	Oct 1, 2016 NSL F&R count	-	Oct 1, 2017 NSL F&R count	-	2017-18 qtr 3	297.84	6.69	\$11,227
Oct 1, 2015 NSL F&R %	-	Oct 1, 2016 NSL F&R %	-	Oct 1, 2017 NSL F&R %	-				
FUNDING									
Funding Category	Funding Rate	Existing charter with no changes			Amount	Restricted	Rev Code	SOF Code	
State Foundation Funding (SFF) Aid ²	\$6,713	FY17 ADM qtrs 1-3			291.15	\$1,954,490	No	31700	2001
Charter Facilities Funding (CFF) ⁶	\$455.34	FY17 ADM qtrs 1-3			291.15	\$132,573	Yes	32914	3400
English Language Learners (ELL) Funding	\$338	FY18 identified ELL			-	\$0	Yes	32371	2276
National School Lunch (NSL) State Categorical Funding	n/a	Oct - 2016 F&R			n/a	n/a	Yes	32381	2281
NSL Transition	n/a				n/a	n/a	Yes	32381	2281
NSL Growth Funding	n/a	FY17 qtr 4 vs FY16 3 qtr avg growth F&R %			n/a	n/a	Yes	32381	2281
Professional Development (PD) Funding	\$26.05	FY17 ADM qtrs 1-3			291.15	\$7,584	Yes	32256	2223
Declining Enrollment Funding (DEF) ³	\$6,713	(Avg of FY16 + FY17 ADM) - FY17 ADM			-	\$0	No	31460	2218
Student Growth Funding (SGF) ^{2,3,4,5}	rate per quarter: \$1,678.25	FY17 qtr 4 vs FY16 3 qtrs, FY18 qtrs 1, 2, and 3 ADM vs FY17 3 qtrs			40.12	\$67,331	No	31450	2217

ADM-average daily membership, avg-average, F&R-free and reduced, LEA-local education agency, Oct-October, Qtr(s)-quarter(s), Est-estimated, Rev-Revenue, SOF-source of fund

- 1) All enrollment data, ADM data, ADM estimates, and participating student counts used in charter school funding calculations are subject to applicable enrollment caps.
- 2) Prior year 3-qtr ADM is used to calculate SFF for charter schools funded on prior year ADM data. For charter schools funded on current year ADM data, the final determination of SFF is not available until after current year 3-qtr ADM is established. Adjustments may be necessary after cycle 7 reporting if changes are made to ADM data. Current year funded charter schools are not eligible for student growth funding.
- 3) No open-enrollment public charter school shall receive both declining enrollment funding under A.C.A. § 6-20-2305(a)(3)(A)(i) and student growth funding under A.C.A. § 6-20-2305(c)(2) as amended by Act 741 of 2017.
- 4) Student growth funding is calculated based on prior year qtr 4, current year qtr 1, qtr 2, and qtr 3 ADM, under A.C.A. § 6-20-2305(c)(2) as amended by Act 741 of 2017.
- 5) For additional information regarding student growth funding, see A.C.A. § 6-20-2305(c)(2) as amended by Act 741 of 2017. The ADE Rules Governing the Calculation Methods for Declining Enrollment and Student Growth Funding for Public School Districts October 2009 will be revised to reflect the law changes.
- 6) Final current fiscal year CFF rate and funding amount will be determined using cycle 7 data in July of the next fiscal year.

LEA: 0444700
 Open-Enrollment Public Arkansas Connections
 Charter School: Academy

Final
 State Aid Notice 2017-18
 July 24, 2018

Opening date: 07/2016
 Refer to corresponding Commissioner's Memo
 for additional information.

DATA						
2015-16 enrollment cap ¹	-	2016-17 enrollment cap ¹	600	2017-18 enrollment cap ¹	1,200	Student growth funds, year funded
2015-16 grade levels	-	2016-17 grade levels	K-9	2017-18 grade levels	K-10	ADM Growth Funding*
July 1, 2015 enrollment	-	July 1, 2016 enrollment	314	July 1, 2017 enrollment	511	2016-17 qtr 4
2015-16 ADM (Qtrs. 1-3)	-	2016-17 ADM (Qtrs. 1-3)	383.57	2017-18 ADM (qtrs. 1-3)	785.35	2017-18 qtr 1
2015-16 ELL students	-	2016-17 ELL students	8	2017-18 ELL students	14	2017-18 qtr 2
Oct 1, 2015 NSL F&R count	-	Oct 1, 2016 NSL F&R count	-	Oct 1, 2017 NSL F&R count	-	2017-18 qtr 3
Oct 1, 2015 NSL F&R %	-	Oct 1, 2016 NSL F&R %	-	Oct 1, 2017 NSL F&R %	-	Refer to corresponding Commissioner's Memo for additional information

FUNDING							
Funding Category	Funding Rate	Existing charter added a grade	Amount	Restricted	Rev Code	SOF Code	
State Foundation Funding (SFF) Aid ²	\$6,713	Initial SFF aid: July 1, 2017 enrollment	511.00	\$3,430,343	No	31700	2001
		Adjusted SFF Aid: FY18 qtr 1 ADM cycle 3	737.20	\$4,948,824	No	31700	2001
		Final SFF Aid: FY18 ADM qtrs 1-3	785.35	\$5,272,055	No	31700	2001
Charter Facilities Funding (CF) Rate estimate	n/a	July 1, 2017 enrollment funding estimate	n/a	n/a	Yes	32914	3400
English Language Learners (ELL) Funding	\$338	FY18 identified ELL	14.00	\$4,732	Yes	32371	2276
National School Lunch (NSL) State Categorical Funding	n/a	Oct 1, 2017 F&R	n/a	n/a	Yes	32381	2281
NSL Transition	n/a	n/a	n/a	n/a	Yes	32381	2281
NSL Growth Funding	n/a	July 1, 2017 enrollment funding estimate	n/a	n/a	Yes	32381	2281
Professional Development (PD) Funding	\$26.05	July 1, 2017 enrollment	511.00	\$13,312	Yes	32256	2223
Declining Enrollment Funding (DEF) ³	\$6,713	(Avg of FY16 + FY17 ADM) - FY17 ADM	-	\$0	No	31460	2218
Student Growth Funding (SGF) ⁴	rate per quarter	FY17 qtr 4 vs FY16 3 qtrs, FY18 qtrs 1, 2	n/a	n/a	No	31480	2217

ADM-average daily membership, avg-average, F&R-free and reduced, LEA-local education agency, Oct-October, Qtr(s)-quarter(s), Est-estimated, Rev-Revenue, SOF-source of fund

- 1) All enrollment data, ADM data, ADM estimates, and participating student counts used in charter school funding calculations are subject to applicable enrollment caps.
- 2) Prior year 3-qtr ADM is used to calculate SFF for charter schools funded on prior year ADM data. For charter schools funded on current year ADM data, the final determination of SFF is not available until after current year 3-qtr ADM is established. Adjustments may be necessary after cycle 7 reporting if changes are made to ADM data. Current year funded charter schools are not eligible for student growth funding.
- 3) No open-enrollment public charter school shall receive both declining enrollment funding under A.C.A. § 6-20-2305(a)(3)(A)(i) and student growth funding under A.C.A. § 6-20-2305(c)(2) as amended by Act 741 of 2017.

* Student growth funding is provided for each quarter of the fiscal year. For each year, the amount of funding is determined based on the enrollment data for the prior year. For declining enrollment funding, the amount of funding is determined based on the enrollment data for the prior year. For student growth funding, the amount of funding is determined based on the enrollment data for the prior year. For professional development funding, the amount of funding is determined based on the enrollment data for the prior year. For declining enrollment funding, the amount of funding is determined based on the enrollment data for the prior year. For student growth funding, the amount of funding is determined based on the enrollment data for the prior year. For professional development funding, the amount of funding is determined based on the enrollment data for the prior year.

LEA: 3541700
 Open-Enrollment Public Pine Bluff Lighthouse
 Charter School:

Final
 State Aid Notice 2017-18
 July 24, 2018

Opening date: 07/2011
 Refer to corresponding Commissioner's Memo
 for additional information.

DATA									
2015-16 enrollment cap ¹	444	2016-17 enrollment cap ¹	444	2017-18 enrollment cap ¹	444	Student growth if prior year funded			
2015-16 grade levels	K-8	2016-17 grade levels	K-8	2017-18 grade levels	K-8	ADM	Growth	Funding	
July 1, 2015 enrollment	360	July 1, 2016 enrollment	348	July 1, 2017 enrollment	330	2016-17 qtr 4	258.83	-	\$0
2015-16 ADM (Qtrs. 1-3)	335.95	2016-17 ADM (Qtrs. 1-3)	313.62	2017-18 ADM (qtrs. 1-3)	294.37	2017-18 qtr 1	308.34	-	\$0
2015-16 ELL students	5	2016-17 ELL students	2	2017-18 ELL students	2	2017-18 qtr 2	294.54	-	\$0
Oct 1, 2015 NSL F&R count	313	Oct 1, 2016 NSL F&R count	286	Oct 1, 2017 NSL F&R count	274	2017-18 qtr 3	282.00	-	\$0
Oct 1, 2015 NSL F&R %	91%	Oct 1, 2016 NSL F&R %	91%	Oct 1, 2017 NSL F&R %	91%				
FUNDING									
Funding Category	Funding Rate	Existing charter with no changes			Amount	Restricted	Rev Code	SOF Code	
State Foundation Funding (SFF) Aid ²	\$6,713	FY17 ADM qtrs 1-3			313.62	\$2,105,331	No	31700	2001
English Language Learners (ELL) Funding	\$338	FY18 identified ELL			2.00	\$676	Yes	32371	2276
National School Lunch (NSL) State Categorical Funding	\$1,576	Oct 1, 2016 F&R			286.00	\$450,736	Yes	32381	2281
NSL Transition	\$0				-	\$0	Yes	32381	2281
NSL Growth Funding	\$0	If $\geq 1\%$ per yr, 3-yr avg growth X F&R %			-	\$0	Yes	32381	2281
Professional Development (PD) Funding	\$26.05	FY17 ADM qtrs 1-3			313.62	\$8,170	Yes	32256	2223
Declining Enrollment Funding (DEF) ³	\$6,713	(Avg of FY16 + FY17 ADM) - FY17 ADM			11.165	\$74,951	No	31460	2218
Student Growth Funding (SGF) ^{2,3,4,5} rate per quarter:	\$1,678.25	FY17 qtr 4 vs FY16 3 qtrs, FY18 qtrs 1, 2, and 3 ADM vs FY17 3 qtrs			-	\$0	No	31450	2217

ADM-average daily membership, avg-average, F&R-free and reduced, LEA-local education agency, Oct-October, Qtr(s)-quarter(s), Est-estimated, Rev-Revenue, SOF-source of fund

- 1) All enrollment data, ADM data, ADM estimates, and participating student counts used in charter school funding calculations are subject to applicable enrollment caps.
- 2) Prior year 3-qtr ADM is used to calculate SFF for charter schools funded on prior year ADM data. For charter schools funded on current year ADM data, the final determination of SFF is not available until after current year 3-qtr ADM is established. Adjustments may be necessary after cycle 7 reporting if changes are made to ADM data. Current year funded charter schools are not eligible for student growth funding.
- 3) No open-enrollment public charter school shall receive both declining enrollment funding under A.C.A. § 6-20-2305(a)(3)(A)(i) and student growth funding under A.C.A. § 6-20-2305(c)(2) as amended by Act 741 of 2017.
- 4) Student growth funding is calculated based on prior year qtr 4, current year qtr 1, qtr 2, and qtr 3 ADM, under A.C.A. § 6-20-2305(c)(2) as amended by Act 741 of 2017.
- 5) For additional information regarding student growth funding, see A.C.A. § 6-20-2305(c)(2) as amended by Act 741 of 2017. The ADE Rules Governing the Calculation Methods for Declining Enrollment and Student Growth Funding for Public School Districts October 2009 will be revised to reflect the law changes.
- 6) Final current fiscal year CFF rate and funding amount will be determined using cycle 7 data in July of the next fiscal year.

LEA:
Open-Enrollment Public
Charter School:

3542700
Quest Middle School - Pine Bluff

Final
State Aid Notice 2017-18
July 24, 2018

Opening date: 07/2013
Refer to corresponding Commissioner's Memo
for additional information.

DATA					
2015-16 enrollment cap ¹	220	2016-17 enrollment cap ¹	250	2017-18 enrollment cap ¹	400
2015-16 grade levels	5-9	2016-17 grade levels	5-10	2017-18 grade levels	5-11
July 1, 2015 enrollment	51	July 1, 2016 enrollment	89	July 1, 2017 enrollment	115
2015-16 ADM (Qtrs. 1-3)	91.94	2016-17 ADM (Qtrs. 1-3)	104.13	2017-18 ADM (qtrs. 1-3)	96.23
2015-16 ELL students	-	2016-17 ELL students	-	2017-18 ELL students	-
Oct 1, 2015 NSL F&R count	86	Oct 1, 2016 NSL F&R count	102	Oct 1, 2017 NSL F&R count	93
Oct 1, 2015 NSL F&R %	97%	Oct 1, 2016 NSL F&R %	94%	Oct 1, 2017 NSL F&R %	94%

FUNDING							
Funding Category	Funding Rate	Existing charter added a grade	Amount	Restricted	Rev Code	SOF Code	
State Foundation Funding (SFF) Aid ²	\$6,713	Initial SFF aid: July 1, 2017 enrollment	115.00	\$771,995	No	31700	2001
		Adjusted SFF Aid: FY18 qtr 1 ADM cycle 3	108.77	\$730,173	No	31700	2001
		Final SFF Aid: FY18 ADM qtrs 1-3	96.23	\$645,992	No	31700	2001
Charter Estimated Funding (CEF) Rate estimate	n/a	July 1, 2017 enrollment/funding estimate	n/a	n/a	32914	3400	
English Language Learners (ELL) Funding	\$338	FY18 identified ELL	-	\$0	Yes	32371	2276
National School Lunch (NSL) State Categorical Funding NSL Transition	\$1,576	Oct 1, 2017 F&R	93.00	\$146,568	Yes	32381	2281
	\$0	Transitioning from \$1,051 to \$1,576 (yr 3)	-	\$0	Yes	32381	2281
NSL Growth Funding	n/a	Oct 1, 2017 NSL F&R %	n/a	\$0	Yes	32381	2281
Professional Development (PD) Funding	\$26.05	July 1, 2017 enrollment	115.00	\$2,996	Yes	32256	2223
Declining Enrollment Funding (DEF) ³	\$6,713	(Avg of FY16 + FY17 ADM) - FY17 ADM	-	\$0	No	31460	2218
Student Growth Funding (SGF)	rate per quarter	FY17 qtr 4 vs FY16 3 qtrs, FY18 qtrs 1, 2, and 3 vs FY17 3 qtrs	n/a	n/a	No	31460	2217

ADM-average daily membership, avg-average, F&R-free and reduced, LEA-local education agency, Oct-October, Qtr(s)-quarter(s), Est-estimated, Rev-Revenue, SOF-source of fund

- 1) All enrollment data, ADM data, ADM estimates, and participating student counts used in charter school funding calculations are subject to applicable enrollment caps.
- 2) Prior year 3-qtr ADM is used to calculate SFF for charter schools funded on prior year ADM data. For charter schools funded on current year ADM data, the final determination of SFF is not available until after current year 3-qtr ADM is established. Adjustments may be necessary after cycle 7 reporting if changes are made to ADM data. Current year funded charter schools are not eligible for student growth funding.
- 3) No open-enrollment public charter school shall receive both declining enrollment funding under A.C.A. § 6-20-2305(a)(3)(A)(i) and student growth funding under A.C.A. § 6-20-2305(c)(2) as amended by Act 741 of 2017.

1) For additional information regarding the funding process, please refer to the State Aid Notice for Declining Enrollment Funding (DEF) and Student Growth Funding (SGF) under A.C.A. § 6-20-2305(a)(3)(A)(i) and A.C.A. § 6-20-2305(c)(2) as amended by Act 741 of 2017. The funding process for Declining Enrollment Funding (DEF) and Student Growth Funding (SGF) will be determined using cycle 7 data in any of the next fiscal year.

LEA: 3840700
 Open-Enrollment Public Imboden Area
 Charter School:

Final
 State Aid Notice 2017-18
 July 24, 2018

Opening date: 07/2002
 Refer to corresponding Commissioner's Memo
 for additional information.

DATA									
2015-16 enrollment cap ¹	150	2016-17 enrollment cap ¹	150	2017-18 enrollment cap ¹	150	Student growth if prior year funded			
2015-16 grade levels	K-8	2016-17 grade levels	K-8	2017-18 grade levels	K-8	ADM	Growth	Funding	
July 1, 2015 enrollment	49	July 1, 2016 enrollment	52	July 1, 2017 enrollment	60	2016-17 qtr 4	56.16	12.25	\$20,559
2015-16 ADM (Qtrs. 1-3)	43.91	2016-17 ADM (Qtrs. 1-3)	57.04	2017-18 ADM (qtrs. 1-3)	63.40	2017-18 qtr 1	64.21	7.17	\$12,033
2015-16 ELL students	-	2016-17 ELL students	-	2017-18 ELL students	-	2017-18 qtr 2	61.30	4.26	\$7,149
Oct 1, 2015 NSL F&R count	38	Oct 1, 2016 NSL F&R count	47	Oct 1, 2017 NSL F&R count	49	2017-18 qtr 3	64.64	7.60	\$12,755
Oct 1, 2015 NSL F&R %	86%	Oct 1, 2016 NSL F&R %	84%	Oct 1, 2017 NSL F&R %	77%				
FUNDING									
Funding Category	Funding Rate	Existing charter with no changes			Amount	Restricted	Rev Code	SOF Code	
State Foundation Funding (SFF) Aid ²	\$6,713	FY17 ADM qtrs 1-3			57.04	\$382,910	No	31700	2001
Charter Facilities Funding (CFF) ⁶	\$455.34	FY17 ADM qtrs 1-3			57.04	\$25,972	Yes	32914	3400
English Language Learners (ELL) Funding	\$338	FY18 identified ELL			-	\$0	Yes	32371	2276
National School Lunch (NSL) State Categorical Funding	\$1,051	Oct 1, 2016 F&R			47.00	\$49,397	Yes	32381	2281
NSL Transition	\$0				-	\$0	Yes	32381	2281
NSL Growth Funding	\$0	If $\geq 1\%$ per yr, 3-yr avg growth X F&R %			-	\$0	Yes	32381	2281
Professional Development (PD) Funding	\$26.05	FY17 ADM qtrs 1-3			57.04	\$1,486	Yes	32256	2223
Declining Enrollment Funding (DEF) ³	\$6,713	(Avg of FY16 + FY17 ADM) - FY17 ADM			-	\$0	No	31460	2218
Student Growth Funding (SGF) ^{2,3,4,5} rate per quarter:	\$1,678.25	FY17 qtr 4 vs FY16 3 qtrs, FY18 qtrs 1, 2, and 3 ADM vs FY17 3 qtrs			31.28	\$52,496	No	31450	2217

ADM-average daily membership, avg-average, F&R-free and reduced, LEA-local education agency, Oct-October, Qtr(s)-quarter(s), Est-estimated, Rev-Revenue, SOF-source of fund

- All enrollment data, ADM data, ADM estimates, and participating student counts used in charter school funding calculations are subject to applicable enrollment caps.
- Prior year 3-qtr ADM is used to calculate SFF for charter schools funded on prior year ADM data. For charter schools funded on current year ADM data, the final determination of SFF is not available until after current year 3-qtr ADM is established. Adjustments may be necessary after cycle 7 reporting if changes are made to ADM data. Current year funded charter schools are not eligible for student growth funding.
- No open-enrollment public charter school shall receive both declining enrollment funding under A.C.A. § 6-20-2305(a)(3)(A)(i) and student growth funding under A.C.A. § 6-20-2305(c)(2) as amended by Act 741 of 2017.
- Student growth funding is calculated based on prior year qtr 4, current year qtr 1, qtr 2, and qtr 3 ADM, under A.C.A. § 6-20-2305(c)(2) as amended by Act 741 of 2017.
- For additional information regarding student growth funding, see A.C.A. § 6-20-2305(c)(2) as amended by Act 741 of 2017. The ADE Rules Governing the Calculation Methods for Declining Enrollment and Student Growth Funding for Public School Districts October 2009 will be revised to reflect the law changes.
- Final current fiscal year CFF rate and funding amount will be determined using cycle 7 data in July of the next fiscal year.

LEA: 5440700
 Open-Enrollment Public KIPP Delta
 Charter School:

Final
 State Aid Notice 2017-18
 July 24, 2018

Opening date: 07/2002
 Refer to corresponding Commissioner's Memo
 for additional information.

DATA							
2015-16 enrollment cap ¹	2,080	2016-17 enrollment cap ¹	2,310	2017-18 enrollment cap ¹	2,310	Student Growth Funding	Year Funded
2015-16 grade levels	K-12	2016-17 grade levels	K-12	2017-18 grade levels	K-12	ADP	Growth Funding*
July 1, 2015 enrollment	1,430	July 1, 2016 enrollment	1,345	July 1, 2017 enrollment	1,494	2016-17 qtr 4	
2015-16 ADM (Qtrs. 1-3)	1,390.03	2016-17 ADM (Qtrs. 1-3)	1,376.11	2017-18 ADM (qtrs. 1-3)	1,298.96	2017-18 qtr 1	
2015-16 ELL students	3	2016-17 ELL students	4	2017-18 ELL students	3	2017-18 qtr 2	
Oct 1, 2015 NSL F&R count	1,275	Oct 1, 2016 NSL F&R count	1,245	Oct 1, 2017 NSL F&R count	1,178	2017-18 qtr 3	
Oct 1, 2015 NSL F&R %	90%	Oct 1, 2016 NSL F&R %	90%	Oct 1, 2017 NSL F&R %	90%	2017-18 qtr 4	
FUNDING							
Funding Category	Funding Rate	Existing charter added a grade at a campus	Amount	Restricted	Rev Code	SOF Code	
State Foundation Funding (SFF) Aid ²	\$6,713	Initial SFF aid: July 1, 2017 enrollment	1,494.00	\$10,029,222	No	31700	2001
		Adjusted SFF Aid: FY18 qtr 1 ADM cycle 3	1,293.97	\$8,686,421	No	31700	2001
		Final SFF Aid: FY18 ADM qtrs 1-3	1,298.96	\$8,719,918	No	31700	2001
Charter Facilities Funding (CFF) ⁶	\$455.34	FY18 ADM qtrs 1-3	1,298.96	\$591,472	Yes	32914	3400
English Language Learners (ELL) Funding	\$338	FY18 identified ELL	3.00	\$1,014	Yes	32371	2276
National School Lunch (NSL) State Categorical Funding NSL Transition	\$1,576	Oct 1, 2017 F&R	1,178.00	\$1,856,528	Yes	32381	2281
	\$0	Transitioning from \$1,051 to \$1,576 (yr 3)	-	\$0	Yes	32381	2281
NSL Growth Funding		2017-18 NSL F&R %			No	32381	2281
Professional Development (PD) Funding	\$26.05	July 1, 2017 enrollment	1,494.00	\$38,919	Yes	32256	2223
Declining Enrollment Funding (DEF) ³	\$6,713	(Avg of FY16 + FY17 ADM) - FY17 ADM	6.960	\$46,722	No	31460	2218
Student Growth Funding (SGF) ⁴	rate per quarter	FY17 qtr 4 vs FY16 3 qtrs, FY18 qtrs 1, 2, and 3 ADM vs FY17 3 qtrs	n/a	n/a	No	31486	2217

ADM-average daily membership, avg-average, F&R-free and reduced, LEA-local education agency, Oct-October, Qtr(s)-quarter(s), Est-estimated, Rev-Revenue, SOF-source of fund

- 1) All enrollment data, ADM data, ADM estimates, and participating student counts used in charter school funding calculations are subject to applicable enrollment caps.
- 2) Prior year 3-qtr ADM is used to calculate SFF for charter schools funded on prior year ADM data. For charter schools funded on current year ADM data, the final determination of SFF is not available until after current year 3-qtr ADM is established. Adjustments may be necessary after cycle 7 reporting if changes are made to ADM data. Current year funded charter schools are not eligible for student growth funding.
- 3) No open-enrollment public charter school shall receive both declining enrollment funding under A.C.A. § 6-20-2305(a)(3)(A)(i) and student growth funding under A.C.A. § 6-20-2305(c)(2) as amended by Act 741 of 2017.

Student Growth Funding (SGF) is calculated based on the difference in enrollment between the current year and the prior year. For schools that are funded on current year ADM data, the final determination of SGF is not available until after current year 3-qtr ADM is established. Adjustments may be necessary after cycle 7 reporting if changes are made to ADM data. Current year funded charter schools are not eligible for student growth funding. For schools that are funded on prior year ADM data, the final determination of SGF is not available until after current year 3-qtr ADM is established. Adjustments may be necessary after cycle 7 reporting if changes are made to ADM data. Current year funded charter schools are not eligible for student growth funding.

6) Final current fiscal year CFF rate and funding amount will be determined using cycle 7 data in July of the next fiscal year.

LEA: 6040700
 Open-Enrollment Public Academics Plus
 Charter School:

Final
 State Aid Notice 2017-18
 July 24, 2018

Opening date: 07/2001
 Refer to corresponding Commissioner's Memo
 for additional information.

DATA							
2015-16 enrollment cap ¹	850	2016-17 enrollment cap ¹	2,275	2017-18 enrollment cap ¹	2,275	Student Growth Funding ¹ Year Funded	
2015-16 grade levels	K-12	2016-17 grade levels	K-12	2017-18 grade levels	K-12	ADM	Growth Funding ²
July 1, 2015 enrollment	842	July 1, 2016 enrollment	1,077	July 1, 2017 enrollment	1,253	2016-17 qtr 4	
2015-16 ADM (Qtrs. 1-3)	844.39	2016-17 ADM (Qtrs. 1-3)	1,096.44	2017-18 ADM (qtrs. 1-3)	1,249.61	2017-18 qtr 1	
2015-16 ELL students	-	2016-17 ELL students	-	2017-18 ELL students	-	2017-18 qtr 2	
Oct 1, 2015 NSL F&R count	177	Oct 1, 2016 NSL F&R count	298	Oct 1, 2017 NSL F&R count	348	2017-18 qtr 3	
Oct 1, 2015 NSL F&R %	21%	Oct 1, 2016 NSL F&R %	27%	Oct 1, 2017 NSL F&R %	28%	Prior to 2017-18 to declining enrollment funding	
FUNDING							
Funding Category	Funding Rate	Existing charter added a grade at a campus	Amount	Restricted	Rev Code	SOF Code	
State Foundation Funding (SFF) Aid ²	\$6,713	Initial SFF aid: July 1, 2017 enrollment	1,253.00	\$8,411,389	No	31700	2001
		Adjusted SFF Aid: FY18 qtr 1 ADM cycle 3	1,251.35	\$8,400,313	No	31700	2001
		Final SFF Aid: FY18 ADM qtrs 1-3	1,249.61	\$8,388,632	No	31700	2001
Charter Facilities Funding (CFF) ⁶	\$455.34	FY18 ADM qtrs 1-3	1,249.61	\$569,001	Yes	32914	3400
English Language Learners (ELL) Funding	\$338	FY18 identified ELL	-	\$0	Yes	32371	2276
National School Lunch (NSL) State Categorical Funding NSL Transition	\$526	Oct 1, 2017 F&R	348.00	\$183,048	Yes	32381	2281
	\$0		-	\$0	Yes	32381	2281
Student Growth Funding		2015-16 NSL F&R-free and reduced		\$0	Yes	32361	2261
Professional Development (PD) Funding	\$26.05	July 1, 2017 enrollment	1,253.00	\$32,641	Yes	32256	2223
Declining Enrollment Funding (DEF) ³	\$6,713	(Avg of FY16 + FY17 ADM) - FY17 ADM	-	\$0	No	31460	2218
Student Growth Funding (SGF) ^{1,2,3,4,5}	rate per quarter	FY17 qtr 4 vs FY16 3 qtrs, FY18 qtrs 1, 2, 3 vs FY17 3 qtrs	n/a	n/a	No	31450	2217

ADM-average daily membership, avg-average, F&R-free and reduced, LEA-local education agency, Oct-October, Qtr(s)-quarter(s), Est-estimated, Rev-Revenue, SOF-source of fund

- 1) All enrollment data, ADM data, ADM estimates, and participating student counts used in charter school funding calculations are subject to applicable enrollment caps.
- 2) Prior year 3-qtr ADM is used to calculate SFF for charter schools funded on prior year ADM data. For charter schools funded on current year ADM data, the final determination of SFF is not available until after current year 3-qtr ADM is established. Adjustments may be necessary after cycle 7 reporting if changes are made to ADM data. Current year funded charter schools are not eligible for student growth funding.
- 3) No open-enrollment public charter school shall receive both declining enrollment funding under A.C.A. § 6-20-2305(a)(3)(A)(i) and student growth funding under A.C.A. § 6-20-2305(c)(2) as amended by Act 741 of 2017.

4) State Foundation Funding (SFF) is calculated based on the average daily membership (ADM) for the first three quarters of the fiscal year. For charter schools that have added a grade at a campus during the fiscal year, the SFF is calculated based on the ADM for the first three quarters of the fiscal year plus the ADM for the fourth quarter. For charter schools that have not added a grade at a campus during the fiscal year, the SFF is calculated based on the ADM for the first three quarters of the fiscal year. For charter schools that have not added a grade at a campus during the fiscal year and have not added a grade at a campus during the fiscal year, the SFF is calculated based on the ADM for the first three quarters of the fiscal year.

6) Final current fiscal year CFF rate and funding amount will be determined using cycle 7 data in July of the next fiscal year.

LEA: 6041700
 Open-Enrollment Public LISA Academy
 Charter School:

Final
 State Aid Notice 2017-18
 July 24, 2018

Opening date: 07/2004
 Refer to corresponding Commissioner's Memo
 for additional information.

DATA									
2015-16 enrollment cap ¹	1,500	2016-17 enrollment cap ¹	2,100	2017-18 enrollment cap ¹	2,100	Student growth if prior year funded			
2015-16 grade levels	K-12	2016-17 grade levels	K-12	2017-18 grade levels	K-12	ADM	Growth	Funding	
July 1, 2015 enrollment	1,500	July 1, 2016 enrollment	2,100	July 1, 2017 enrollment	2,100	2016-17 qtr 4	1966.73	476.54	\$799,753
2015-16 ADM (Qtrs. 1-3)	1,490.19	2016-17 ADM (Qtrs. 1-3)	2,011.71	2017-18 ADM (qtrs. 1-3)	2,100.00	2017-18 qtr 1	2100.00	88.29	\$148,173
2015-16 ELL students	55	2016-17 ELL students	124	2017-18 ELL students	291	2017-18 qtr 2	2100.00	88.29	\$148,173
Oct 1, 2015 NSL F&R count	663	Oct 1, 2016 NSL F&R count	962	Oct 1, 2017 NSL F&R count	1,139	2017-18 qtr 3	2091.21	79.50	\$133,421
Oct 1, 2015 NSL F&R %	44%	Oct 1, 2016 NSL F&R %	47%	Oct 1, 2017 NSL F&R %	54%				
FUNDING									
Funding Category	Funding Rate	Existing charter with no changes			Amount	Restricted	Rev Code	SOF Code	
State Foundation Funding (SFF) Aid ²	\$6,713	FY17 ADM qtrs 1-3			2,011.71	\$13,504,609	No	31700	2001
Charter Facilities Funding (CFF) ⁶	\$455.34	FY17 ADM qtrs 1-3			2,011.71	\$916,018	Yes	32914	3400
English Language Learners (ELL) Funding	\$338	FY18 identified ELL			291.00	\$98,358	Yes	32371	2276
National School Lunch (NSL) State Categorical Funding	\$526	Oct 1, 2016 F&R			962.00	\$506,012	Yes	32381	2281
NSL Transition	\$0				-	\$0	Yes	32381	2281
NSL Growth Funding	\$526	If $\geq 1\%$ per yr, 3-yr avg growth X F&R %			101.677	\$53,482	Yes	32381	2281
Professional Development (PD) Funding	\$26.05	FY17 ADM qtrs 1-3			2,011.71	\$52,405	Yes	32256	2223
Declining Enrollment Funding (DEF) ³	\$6,713	(Avg of FY16 + FY17 ADM) - FY17 ADM			-	\$0	No	31460	2218
Student Growth Funding (SGF) ^{2,3,4,5} rate per quarter:	\$1,678.25	FY17 qtr 4 vs FY16 3 qtrs, FY18 qtrs 1, 2, and 3 ADM vs FY17 3 qtrs			732.62	\$1,229,520	No	31450	2217

ADM-average daily membership, avg-average, F&R-free and reduced, LEA-local education agency, Oct-October, Qtr(s)-quarter(s), Est-estimated, Rev-Revenue, SOF-source of fund

- 1) All enrollment data, ADM data, ADM estimates, and participating student counts used in charter school funding calculations are subject to applicable enrollment caps.
- 2) Prior year 3-qtr ADM is used to calculate SFF for charter schools funded on prior year ADM data. For charter schools funded on current year ADM data, the final determination of SFF is not available until after current year 3-qtr ADM is established. Adjustments may be necessary after cycle 7 reporting if changes are made to ADM data. Current year funded charter schools are not eligible for student growth funding.
- 3) No open-enrollment public charter school shall receive both declining enrollment funding under A.C.A. § 6-20-2305(a)(3)(A)(i) and student growth funding under A.C.A. § 6-20-2305(c)(2) as amended by Act 741 of 2017.
- 4) Student growth funding is calculated based on prior year qtr 4, current year qtr 1, qtr 2, and qtr 3 ADM, under A.C.A. § 6-20-2305(c)(2) as amended by Act 741 of 2017.
- 5) For additional information regarding student growth funding, see A.C.A. § 6-20-2305(c)(2) as amended by Act 741 of 2017. The ADE Rules Governing the Calculation Methods for Declining Enrollment and Student Growth Funding for Public School Districts October 2009 will be revised to reflect the law changes.
- 6) Final current fiscal year CFF rate and funding amount will be determined using cycle 7 data in July of the next fiscal year.

LEA: 6043700
 Open-Enrollment Public Arkansas Virtual Academy
 Charter School:


Final
 State Aid Notice 2017-18
 July 24, 2018

Opening date: 07/2007
 Refer to corresponding Commissioner's Memo
 for additional information.

DATA									
2015-16 enrollment cap ¹	2,000	2016-17 enrollment cap ¹	2,000	2017-18 enrollment cap ¹	3,000	Student growth if prior year funded			
2015-16 grade levels	K-11	2016-17 grade levels	K-12	2017-18 grade levels	K-12	ADM	Growth	Funding	
July 1, 2015 enrollment	1,807	July 1, 2016 enrollment	1,847	July 1, 2017 enrollment	1,623	2016-17 qtr 4	1670.97	-	\$0
2015-16 ADM (Qtrs. 1-3)	1,780.08	2016-17 ADM (Qtrs. 1-3)	1,785.05	2017-18 ADM (qtrs. 1-3)	2,055.07	2017-18 qtr 1	1992.07	207.02	\$347,431
2015-16 ELL students	-	2016-17 ELL students	-	2017-18 ELL students	35	2017-18 qtr 2	2053.99	268.94	\$451,349
Oct 1, 2015 NSL F&R count	-	Oct 1, 2016 NSL F&R count	-	Oct 1, 2017 NSL F&R count	-	2017-18 qtr 3	2116.31	331.26	\$555,937
Oct 1, 2015 NSL F&R %	-	Oct 1, 2016 NSL F&R %	-	Oct 1, 2017 NSL F&R %	-				
FUNDING									
Funding Category	Funding Rate	Existing charter with no changes			Amount	Restricted	Rev Code	SOF Code	
State Foundation Funding (SFF) Aid ²	\$6,713	FY17 ADM qtrs 1-3			1,785.05	\$11,983,041	No	31700	2001
English Language Learners (ELL) Funding	\$338	FY18 identified ELL			35.00	\$11,830	Yes	32371	2276
National School Lunch (NSL) State Categorical Funding	n/a	Oct 1, 2015 F&R			n/a	n/a	Yes	32381	2281
NSL Transition	n/a				n/a	n/a	Yes	32381	2281
NSL Growth Funding	n/a	(> 1% per qtr, 3-yr avg growth) X F&R %			n/a	n/a	Yes	32381	2281
Professional Development (PD) Funding	\$26.05	FY17 ADM qtrs 1-3			1,785.05	\$46,501	Yes	32256	2223
Declining Enrollment Funding (DEF) ³	\$6,713	(Avg of FY16 + FY17 ADM) - FY17 ADM			-	\$0	No	31460	2218
Student Growth Funding (SGF) ^{2,3,4,5}	rate per quarter: \$1,678.25	FY17 qtr 4 vs FY16 3 qtrs, FY18 qtrs 1, 2, and 3 ADM vs FY17 3 qtrs			807.22	\$1,354,717	No	31450	2217

ADM-average daily membership, avg-average, F&R-free and reduced, LEA-local education agency, Oct-October, Qtr(s)-quarter(s), Est-estimated, Rev-Revenue, SOF-source of fund

- 1) All enrollment data, ADM data, ADM estimates, and participating student counts used in charter school funding calculations are subject to applicable enrollment caps.
- 2) Prior year 3-qtr ADM is used to calculate SFF for charter schools funded on prior year ADM data. For charter schools funded on current year ADM data, the final determination of SFF is not available until after current year 3-qtr ADM is established. Adjustments may be necessary after cycle 7 reporting if changes are made to ADM data. Current year funded charter schools are not eligible for student growth funding.
- 3) No open-enrollment public charter school shall receive both declining enrollment funding under A.C.A. § 6-20-2305(a)(3)(A)(i) and student growth funding under A.C.A. § 6-20-2305(c)(2) as amended by Act 741 of 2017.
- 4) Student growth funding is calculated based on prior year qtr 4, current year qtr 1, qtr 2, and qtr 3 ADM, under A.C.A. § 6-20-2305(c)(2) as amended by Act 741 of 2017.
- 5) For additional information regarding student growth funding, see A.C.A. § 6-20-2305(c)(2) as amended by Act 741 of 2017. The ADE Rules Governing the Calculation Methods for Declining Enrollment and Student Growth Funding for Public School Districts October 2009 will be revised to reflect the law changes.



LEA: 6044700
 Open-Enrollment Public Covenant Keepers College
 Charter School: Preparatory


Final
 State Aid Notice 2017-18
 July 24, 2018

Opening date: 07/2008
 Refer to corresponding Commissioner's Memo
 for additional information.

DATA									
2015-16 enrollment cap ¹	380	2016-17 enrollment cap ¹	380	2017-18 enrollment cap ¹	380	Student growth if prior year funded			
2015-16 grade levels	6-8	2016-17 grade levels	6-8	2017-18 grade levels	6-8	ADM	Growth	Funding	
July 1, 2015 enrollment	180	July 1, 2016 enrollment	185	July 1, 2017 enrollment	160	2016-17 qtr 4	149.34	-	\$0
2015-16 ADM (Qtrs. 1-3)	165.48	2016-17 ADM (Qtrs. 1-3)	156.27	2017-18 ADM (qtrs. 1-3)	135.50	2017-18 qtr 1	133.89	-	\$0
2015-16 ELL students	53	2016-17 ELL students	76	2017-18 ELL students	42	2017-18 qtr 2	138.22	-	\$0
Oct 1, 2015 NSL F&R count	167	Oct 1, 2016 NSL F&R count	146	Oct 1, 2017 NSL F&R count	134	2017-18 qtr 3	134.84	-	\$0
Oct 1, 2015 NSL F&R %	98%	Oct 1, 2016 NSL F&R %	91%	Oct 1, 2017 NSL F&R %	95%				
FUNDING									
Funding Category	Funding Rate	Existing charter with no changes			Amount	Restricted	Rev Code	SOF Code	
State Foundation Funding (SFF) Aid ²	\$6,713	FY17 ADM qtrs 1-3			156.27	\$1,049,041	No	31700	2001
English Language Learners (ELL) Funding	\$338	FY18 identified ELL			42.00	\$14,196	Yes	32371	2276
National School Lunch (NSL) State Categorical Funding	\$1,576	Oct 1, 2016 F&R			146.00	\$230,096	Yes	32381	2281
NSL Transition	\$0					\$0	Yes	32381	2281
NSL Growth Funding	\$0	If $\geq 1\%$ per yr, 3-yr avg growth X F&R %			-	\$0	Yes	32381	2281
Professional Development (PD) Funding	\$26.05	FY17 ADM qtrs 1-3			156.27	\$4,071	Yes	32256	2223
Declining Enrollment Funding (DEF) ³	\$6,713	(Avg of FY16 + FY17 ADM) - FY17 ADM			4.605	\$30,913	No	31460	2218
Student Growth Funding (SGF) ^{2,3,4,5} rate per quarter:	\$1,678.25	FY17 qtr 4 vs FY16 3 qtrs, FY18 qtrs 1, 2, and 3 ADM vs FY17 3 qtrs			-	\$0	No	31450	2217

ADM-average daily membership, avg-average, F&R-free and reduced, LEA-local education agency, Oct-October, Qtr(s)-quarter(s), Est-estimated, Rev-Revenue, SOF-source of fund

- 1) All enrollment data, ADM data, ADM estimates, and participating student counts used in charter school funding calculations are subject to applicable enrollment caps.
- 2) Prior year 3-qtr ADM is used to calculate SFF for charter schools funded on prior year ADM data. For charter schools funded on current year ADM data, the final determination of SFF is not available until after current year 3-qtr ADM is established. Adjustments may be necessary after cycle 7 reporting if changes are made to ADM data. Current year funded charter schools are not eligible for student growth funding.
- 3) No open-enrollment public charter school shall receive both declining enrollment funding under A.C.A. § 6-20-2305(a)(3)(A)(i) and student growth funding under A.C.A. § 6-20-2305(c)(2) as amended by Act 741 of 2017.
- 4) Student growth funding is calculated based on prior year qtr 4, current year qtr 1, qtr 2, and qtr 3 ADM, under A.C.A. § 6-20-2305(c)(2) as amended by Act 741 of 2017.
- 5) For additional information regarding student growth funding, see A.C.A. § 6-20-2305(c)(2) as amended by Act 741 of 2017. The ADE Rules Governing the Calculation Methods for Declining Enrollment and Student Growth Funding for Public School Districts October 2009 will be revised to reflect the law changes.



LEA: 6047700
 Open-Enrollment Public eStem
 Charter School:

Final
 State Aid Notice 2017-18
 July 24, 2018

Opening date: 07/2008

Refer to corresponding Commissioner's Memo
 for additional information.

DATA						
2015-16 enrollment cap ¹	1,462	2016-17 enrollment cap ¹	1,462	2017-18 enrollment cap ¹	3,844	Student Growth Funding Year Funded
2015-16 grade levels	K-12	2016-17 grade levels	K-12	2017-18 grade levels	K-12	ADP Growth Funding*
July 1, 2015 enrollment	1,462	July 1, 2016 enrollment	1,462	July 1, 2017 enrollment	1,975	2016-17 qtr 4
2015-16 ADM (Qtrs. 1-3)	1,462.00	2016-17 ADM (Qtrs. 1-3)	1,462.00	2017-18 ADM (qtrs. 1-3)	1,968.64	2017-18 qtr 1
2015-16 ELL students	21	2016-17 ELL students	21	2017-18 ELL students	59	2017-18 qtr 2
Oct 1, 2015 NSL F&R count	477	Oct 1, 2016 NSL F&R count	445	Oct 1, 2017 NSL F&R count	789	2017-18 qtr 3
Oct 1, 2015 NSL F&R %	33%	Oct 1, 2016 NSL F&R %	30%	Oct 1, 2017 NSL F&R %	40%	Refer to corresponding Commissioner's Memo for additional information.

FUNDING							
Funding Category	Funding Rate	Existing charter added a new campus	Amount	Restricted	Rev Code	SOF Code	
State Foundation Funding (SFF) Aid ²	\$6,713	Initial SFF aid: July 1, 2017 enrollment	1,975.00	\$13,258,175	No	31700	2001
		Adjusted SFF Aid: FY18 qtr 1 ADM cycle 3	1,974.96	\$13,257,906	No	31700	2001
		Final SFF Aid: FY18 ADM qtrs 1-3	1,968.64	\$13,215,480	No	31700	2001
Charter Facilities Funding (CFF) ⁶	\$455.34	FY18 ADM qtrs 1-3	1,968.64	\$896,406	Yes	32914	3400
English Language Learners (ELL) Funding	\$338	FY18 identified ELL	59.00	\$19,942	Yes	32371	2276
National School Lunch (NSL) State Categorical Funding NSL Transition	\$526	Oct 1, 2017 F&R	789.00	\$415,014	Yes	32381	2281
	\$0	-	-	\$0	Yes	32381	2281
NSL Growth Funding	\$0	Oct 1, 2017 F&R	789.00	\$415,014	Yes	32381	2281
Professional Development (PD) Funding	\$26.05	July 1, 2017 enrollment	1,975.00	\$51,449	Yes	32256	2223
Declining Enrollment Funding (DEF) ³	\$6,713	(Avg of FY16 + FY17 ADM) - FY17 ADM	-	\$0	No	31460	2218
Student Growth Funding (SGF) ⁴	rate per quarter	FY17 qtr 4 vs FY16 3 qtrs, FY18 qtrs 1, 2, and 3 ADM vs FY17 3 qtrs	n/a	n/a	No	31486	2217

ADM-average daily membership, avg-average, F&R-free and reduced, LEA-local education agency, Oct-October, Qtr(s)-quarter(s), Est-estimated, Rev-Revenue, SOF-source of fund

- 1) All enrollment data, ADM data, ADM estimates, and participating student counts used in charter school funding calculations are subject to applicable enrollment caps.
- 2) Prior year 3-qtr ADM is used to calculate SFF for charter schools funded on prior year ADM data. For charter schools funded on current year ADM data, the final determination of SFF is not available until after current year 3-qtr ADM is established. Adjustments may be necessary after cycle 7 reporting if changes are made to ADM data. Current year funded charter schools are not eligible for student growth funding.
- 3) No open-enrollment public charter school shall receive both declining enrollment funding under A.C.A. § 6-20-2305(a)(3)(A)(i) and student growth funding under A.C.A. § 6-20-2305(c)(2) as amended by Act 741 of 2017.

Student Growth Funding (SGF) is calculated based on the average daily membership (ADM) for each quarter. For schools funded on prior year ADM data, the final determination of SGF is not available until after current year 3-qtr ADM is established. Adjustments may be necessary after cycle 7 reporting if changes are made to ADM data. Current year funded charter schools are not eligible for student growth funding. For schools funded on current year ADM data, the final determination of SGF is not available until after current year 3-qtr ADM is established. Adjustments may be necessary after cycle 7 reporting if changes are made to ADM data. Current year funded charter schools are not eligible for student growth funding.

6) Final current fiscal year CFF rate and funding amount will be determined using cycle 7 data in July of the next fiscal year.

LEA: Open-Enrollment Public Charter School:

6049700 Little Rock Preparatory Academy


Final State Aid Notice 2017-18 July 24, 2018

Opening date: 07/2009 Refer to corresponding Commissioner's Memo for additional information.

DATA									
2015-16 enrollment cap ¹	432	2016-17 enrollment cap ¹	432	2017-18 enrollment cap ¹	432	Student growth if prior year funded			
2015-16 grade levels	K-8	2016-17 grade levels	K-8	2017-18 grade levels	K-8	ADM	Growth	Funding	
July 1, 2015 enrollment	432	July 1, 2016 enrollment	432	July 1, 2017 enrollment	416	2016-17 qtr 4	316.00	-	\$0
2015-16 ADM (Qtrs. 1-3)	412.28	2016-17 ADM (Qtrs. 1-3)	396.20	2017-18 ADM (qtrs. 1-3)	400.55	2017-18 qtr 1	410.13	13.93	\$23,378
2015-16 ELL students	13	2016-17 ELL students	3	2017-18 ELL students	31	2017-18 qtr 2	404.60	8.40	\$14,097
Oct 1, 2015 NSL F&R count	303	Oct 1, 2016 NSL F&R count	293	Oct 1, 2017 NSL F&R count	290	2017-18 qtr 3	389.42	-	\$0
Oct 1, 2015 NSL F&R %	71%	Oct 1, 2016 NSL F&R %	71%	Oct 1, 2017 NSL F&R %	71%				
FUNDING									
Funding Category	Funding Rate	Existing charter with no changes			Amount	Restricted	Rev Code	SOF Code	
State Foundation Funding (SFF) Aid ²	\$6,713	FY17 ADM qtrs 1-3			396.20	\$2,659,691	No	31700	2001
English Language Learners (ELL) Funding	\$338	FY18 identified ELL			31.00	\$10,478	Yes	32371	2276
National School Lunch (NSL) State Categorical Funding	\$1,051	Oct 1, 2016 F&R			293.00	\$307,943	Yes	32381	2281
NSL Transition	\$0				-	\$0	Yes	32381	2281
NSL Growth Funding	\$0	If $\geq 1\%$ per yr, 3-yr avg growth X F&R %			-	\$0	Yes	32381	2281
Professional Development (PD) Funding	\$26.05	FY17 ADM qtrs 1-3			396.20	\$10,321	Yes	32256	2223
Declining Enrollment Funding (DEF) ³	\$6,713	(Avg of FY16 + FY17 ADM) - FY17 ADM			8.040	\$53,973	No	31460	2218
Student Growth Funding (SGF) ^{2,3,4,5} rate per quarter:	\$1,678.25	FY17 qtr 4 vs FY16 3 qtrs, FY18 qtrs 1, 2, and 3 ADM vs FY17 3 qtrs			22.33	\$37,475	No	31450	2217

ADM-average daily membership, avg-average, F&R-free and reduced, LEA-local education agency, Oct-October, Qtr(s)-quarter(s), Est-estimated, Rev-Revenue, SOF-source of fund, CEP-Community Eligibility Program

- 1) All enrollment data, ADM data, ADM estimates, and participating student counts used in charter school funding calculations are subject to applicable enrollment caps.
- 2) Prior year 3-qtr ADM is used to calculate SFF for charter schools funded on prior year ADM data. For charter schools funded on current year ADM data, the final determination of SFF is not available until after current year 3-qtr ADM is established. Adjustments may be necessary after cycle 7 reporting if changes are made to ADM data. Current year funded charter schools are not eligible for student growth funding.
- 3) No open-enrollment public charter school shall receive both declining enrollment funding under A.C.A. § 6-20-2305(a)(3)(A)(i) and student growth funding under A.C.A. § 6-20-2305(c)(2) as amended by Act 741 of 2017.
- 4) Student growth funding is calculated based on prior year qtr 4, current year qtr 1, qtr 2, and qtr 3 ADM, under A.C.A. § 6-20-2305(c)(2) as amended by Act 741 of 2017.
- 5) For additional information regarding student growth funding, see A.C.A. § 6-20-2305(c)(2) as amended by Act 741 of 2017. The ADE Rules Governing the Calculation Methods for Declining Enrollment and Student Growth Funding for Public School Districts October 2009 will be revised to reflect the law changes.



LEA: 6050700
 Open-Enrollment Public Jacksonville Lighthouse
 Charter School:

Final
 State Aid Notice 2017-18
 July 24, 2018

Opening date: 07/2009
 Refer to corresponding Commissioner's Memo
 for additional information.

DATA									
2015-16 enrollment cap ¹	1,019	2016-17 enrollment cap ¹	1,019	2017-18 enrollment cap ¹	1,019	Student growth if prior year funded			
2015-16 grade levels	K-12	2016-17 grade levels	K-12	2017-18 grade levels	K-12	ADM	Growth	Funding	
July 1, 2015 enrollment	1,019	July 1, 2016 enrollment	1,010	July 1, 2017 enrollment	986	2016-17 qtr 4	952.40	-	\$0
2015-16 ADM (Qtrs. 1-3)	991.49	2016-17 ADM (Qtrs. 1-3)	967.95	2017-18 ADM (qtrs. 1-3)	891.18	2017-18 qtr 1	895.77	-	\$0
2015-16 ELL students	73	2016-17 ELL students	66	2017-18 ELL students	59	2017-18 qtr 2	908.69	-	\$0
Oct 1, 2015 NSL F&R count	604	Oct 1, 2016 NSL F&R count	624	Oct 1, 2017 NSL F&R count	571	2017-18 qtr 3	871.46	-	\$0
Oct 1, 2015 NSL F&R %	60%	Oct 1, 2016 NSL F&R %	64%	Oct 1, 2017 NSL F&R %	63%				

FUNDING							
Funding Category	Funding Rate	Existing charter with no changes		Amount	Restricted	Rev Code	SOF Code
State Foundation Funding (SFF) Aid ²	\$6,713	FY17 ADM qtrs 1-3 (less 2017 misc funds)		967.95	\$6,385,189	No	31700 2001
		2016 Calendar Year Misc Funds*			\$165,266		
		2017 Calendar Year Misc Funds*			\$112,659		
Charter Facilities Funding (CFF) ⁶		\$455.34	FY17 ADM qtrs 1-3	967.95	\$440,749	Yes	32914 3400
English Language Learners (ELL) Funding		\$338	FY18 identified ELL	59.00	\$19,942	Yes	32371 2276
National School Lunch (NSL) State Categorical Funding		\$526	Oct 1, 2016 F&R	624.00	\$328,224	Yes	32381 2281
NSL Transition		\$0		-	\$0	Yes	32381 2281
NSL Growth Funding		\$0	If $\geq 1\%$ per yr, 3-yr avg growth X F&R %	-	\$0	Yes	32381 2281
Professional Development (PD) Funding		\$26.05	FY17 ADM qtrs 1-3	967.95	\$25,215	Yes	32256 2223
Declining Enrollment Funding (DEF) ³		\$6,713	(Avg of FY16 + FY17 ADM) - FY17 ADM	11.770	\$79,012	No	31460 2218
Student Growth Funding (SGF) ^{2,3,4,5}	rate per quarter:	\$1,678.25	FY17 qtr 4 vs FY16 3 qtrs, FY18 qtrs 1, 2, and 3 ADM vs FY17 3 qtrs	-	\$0	No	31450 2217

ADM-average daily membership, avg-average, F&R-free and reduced, LEA-local education agency, Oct-October, Qtr(s)-quarter(s), Est-estimated, Rev-Revenue, SOF-source of fund

*Misc. funds are defined and calculated as per A.C.A § 6-20-2301 et seq. and ADE Rules Governing the Calculation of Miscellaneous Funds.

- 1) All enrollment data, ADM data, ADM estimates, and participating student counts used in charter school funding calculations are subject to applicable enrollment caps.
- 2) Prior year 3-qtr ADM is used to calculate SFF for charter schools funded on prior year ADM data. For charter schools funded on current year ADM data, the final determination of SFF is not available until after current year 3-qtr ADM is established. Adjustments may be necessary after cycle 7 reporting if changes are made to ADM data. Current year funded charter schools are not eligible for student growth funding.
- 3) No open-enrollment public charter school shall receive both declining enrollment funding under A.C.A. § 6-20-2305(a)(3)(A)(i) and student growth funding under A.C.A. § 6-20-2305(c)(2) as amended by Act 741 of 2017.
- 4) Student growth funding is calculated based on prior year qtr 4, current year qtr 1, qtr 2, and qtr 3 ADM, under A.C.A. § 6-20-2305(c)(2) as amended by Act 741 of 2017.
- 5) For additional information regarding student growth funding, see A.C.A. § 6-20-2305(c)(2) as amended by Act 741 of 2017. The ADE Rules Governing the Calculation Methods for Declining Enrollment and Student Growth Funding for Public School Districts October 2009 will be revised to reflect the law changes.
- 6) Final current fiscal year CFF rate and funding amount will be determined using cycle 7 data in July of the next fiscal year.

LEA: 6052700
 Open-Enrollment Public SIATech Little Rock
 Charter School:


Final
 State Aid Notice 2017-18
 July 24, 2018

Opening date: 07/2011
 Refer to corresponding Commissioner's Memo
 for additional information.

DATA									
2015-16 enrollment cap ¹	275	2016-17 enrollment cap ¹	275	2017-18 enrollment cap ¹	275	Student growth if prior year funded			
2015-16 grade levels	9-12	2016-17 grade levels	9-12	2017-18 grade levels	9-12	ADM	Growth	Funding	
July 1, 2015 enrollment	80	July 1, 2016 enrollment	92	July 1, 2017 enrollment	150	2016-17 qtr 4	165.45	16.51	\$27,708
2015-16 ADM (Qtrs. 1-3)	148.94	2016-17 ADM (Qtrs. 1-3)	162.13	2017-18 ADM (qtrs. 1-3)	142.87	2017-18 qtr 1	183.80	21.67	\$36,368
2015-16 ELL students	-	2016-17 ELL students	7	2017-18 ELL students	6	2017-18 qtr 2	116.47	-	\$0
Oct 1, 2015 NSL F&R count	135	Oct 1, 2016 NSL F&R count	141	Oct 1, 2017 NSL F&R count	154	2017-18 qtr 3	129.21	-	\$0
Oct 1, 2015 NSL F&R %	81%	Oct 1, 2016 NSL F&R %	83%	Oct 1, 2017 NSL F&R %	82%				
FUNDING									
Funding Category	Funding Rate	Existing charter with no changes			Amount	Restricted	Rev Code	SOF Code	
State Foundation Funding (SFF) Aid ²	\$6,713	FY17 ADM qtrs 1-3			162.13	\$1,088,379	No	31700	2001
Alternative Learning Environment (ALE) Funding	\$4,640	FY17 ALE FTEs qtrs 1-4			14.98	\$69,521	Yes	32370	2275
English Language Learners (ELL) Funding	\$338	FY18 identified ELL			6.00	\$2,028	Yes	32371	2276
National School Lunch (NSL) State Categorical Funding	\$526	Oct 1, 2016 F&R			141.00	\$74,166	Yes	32381	2281
NSL Transition	\$350	Transitioning from \$526 to \$1,051 (yr 2)			141.00	\$49,350	Yes	32381	2281
NSL Growth Funding	\$1,051	If $\geq 1\%$ per yr, 3-yr avg growth X F&R %			21.857	\$22,971	Yes	32381	2281
Professional Development (PD) Funding	\$26.05	FY17 ADM qtrs 1-3			162.13	\$4,223	Yes	32256	2223
Declining Enrollment Funding (DEF) ³	\$6,713	(Avg of FY16 + FY17 ADM) - FY17 ADM			-	\$0	No	31460	2218
Student Growth Funding (SGF) ^{2,3,4,5} rate per quarter:	\$1,678.25	FY17 qtr 4 vs FY16 3 qtrs, FY18 qtrs 1, 2, and 3 ADM vs FY17 3 qtrs			38.18	\$64,076	No	31450	2217

ADM-average daily membership, avg-average, F&R-free and reduced, LEA-local education agency, Oct-October, Qtr(s)-quarter(s), Est-estimated, Rev-Revenue, SOF-source of fund

- 1) All enrollment data, ADM data, ADM estimates, and participating student counts used in charter school funding calculations are subject to applicable enrollment caps.
- 2) Prior year 3-qtr ADM is used to calculate SFF for charter schools funded on prior year ADM data. For charter schools funded on current year ADM data, the final determination of SFF is not available until after current year 3-qtr ADM is established. Adjustments may be necessary after cycle 7 reporting if changes are made to ADM data. Current year funded charter schools are not eligible for student growth funding.
- 3) No open-enrollment public charter school shall receive both declining enrollment funding under A.C.A. § 6-20-2305(a)(3)(A)(i) and student growth funding under A.C.A. § 6-20-2305(c)(2) as amended by Act 741 of 2017.
- 4) Student growth funding is calculated based on prior year qtr 4, current year qtr 1, qtr 2, and qtr 3 ADM, under A.C.A. § 6-20-2305(c)(2) as amended by Act 741 of 2017.
- 5) For additional information regarding student growth funding, see A.C.A. § 6-20-2305(c)(2) as amended by Act 741 of 2017. The ADE Rules Governing the Calculation Methods for Declining Enrollment and Student Growth Funding for Public School Districts October 2009 will be revised to reflect the law changes.



LEA: 6053700
 Open-Enrollment Public Premier High School of Little Rock
 Charter School:

Final
 State Aid Notice 2017-18
 July 24, 2018

Opening date: 07/2013
 Refer to corresponding Commissioner's Memo
 for additional information.

DATA							
2015-16 enrollment cap ¹	240	2016-17 enrollment cap ¹	240	2017-18 enrollment cap ¹	240	Student growth if prior year funded	
2015-16 grade levels	9-12	2016-17 grade levels	9-12	2017-18 grade levels	9-12	ADM	Growth Funding
July 1, 2015 enrollment	86	July 1, 2016 enrollment	75	July 1, 2017 enrollment	89	2016-17 qtr 4	95.98 - \$0
2015-16 ADM (Qtrs. 1-3)	109.45	2016-17 ADM (Qtrs. 1-3)	100.78	2017-18 ADM (qtrs. 1-3)	95.13	2017-18 qtr 1	100.72 - \$0
2015-16 ELL students	-	2016-17 ELL students	-	2017-18 ELL students	-	2017-18 qtr 2	94.37 - \$0
Oct 1, 2015 NSL F&R count	73	Oct 1, 2016 NSL F&R count	71	Oct 1, 2017 NSL F&R count	74	2017-18 qtr 3	90.96 - \$0
Oct 1, 2015 NSL F&R %	63%	Oct 1, 2016 NSL F&R %	65%	Oct 1, 2017 NSL F&R %	65%		
FUNDING							
Funding Category	Funding Rate	Existing charter with no changes		Amount	Restricted	Rev Code	SOF Code
State Foundation Funding (SFF) Aid ²	\$6,713	FY17 ADM qtrs 1-3		100.78	\$676,536	No	31700 2001
Charter Facilities Funding (CFF) ⁶	\$455.34	FY17 ADM qtrs 1-3		100.78	\$45,889	Yes	32914 3400
English Language Learners (ELL) Funding	\$338	FY18 identified ELL		-	\$0	Yes	32371 2276
National School Lunch (NSL) State Categorical Funding	\$526	Oct 1, 2016 F&R		71.00	\$37,346	Yes	32381 2281
NSL Transition	\$175	Transitioning from \$1,051 to \$526 (yr 2)		71.00	\$12,425	Yes	32381 2281
NSL Growth Funding	\$0	If $\geq 1\%$ per yr, 3-yr avg growth X F&R %		-	\$0	Yes	32381 2281
Professional Development (PD) Funding	\$26.05	FY17 ADM qtrs 1-3		100.78	\$2,625	Yes	32256 2223
Declining Enrollment Funding (DEF) ³	\$6,713	(Avg of FY16 + FY17 ADM) - FY17 ADM		4.335	\$29,101	No	31460 2218
Student Growth Funding (SGF) ^{2,3,4,5} rate per quarter:	\$1,678.25	FY17 qtr 4 vs FY16 3 qtrs, FY18 qtrs 1, 2, and 3 ADM vs FY17 3 qtrs		-	\$0	No	31450 2217

ADM-average daily membership, avg-average, F&R-free and reduced, LEA-local education agency, Oct-October, Qtr(s)-quarter(s), Est-estimated, Rev-Revenue, SOF-source of fund

- 1) All enrollment data, ADM data, ADM estimates, and participating student counts used in charter school funding calculations are subject to applicable enrollment caps.
- 2) Prior year 3-qtr ADM is used to calculate SFF for charter schools funded on prior year ADM data. For charter schools funded on current year ADM data, the final determination of SFF is not available until after current year 3-qtr ADM is established. Adjustments may be necessary after cycle 7 reporting if changes are made to ADM data. Current year funded charter schools are not eligible for student growth funding.
- 3) No open-enrollment public charter school shall receive both declining enrollment funding under A.C.A. § 6-20-2305(a)(3)(A)(i) and student growth funding under A.C.A. § 6-20-2305(c)(2) as amended by Act 741 of 2017.
- 4) Student growth funding is calculated based on prior year qtr 4, current year qtr 1, qtr 2, and qtr 3 ADM, under A.C.A. § 6-20-2305(c)(2) as amended by Act 741 of 2017.
- 5) For additional information regarding student growth funding, see A.C.A. § 6-20-2305(c)(2) as amended by Act 741 of 2017. The ADE Rules Governing the Calculation Methods for Declining Enrollment and Student Growth Funding for Public School Districts October 2009 will be revised to reflect the law changes.
- 6) Final current fiscal year CFF rate and funding amount will be determined using cycle 7 data in July of the next fiscal year.

LEA: 6054700
 Open-Enrollment Public Charter School: Quest Middle School- West Little Rock

Final
 State Aid Notice 2017-18
 July 24, 2018

Opening date: 07/2014
 Refer to corresponding Commissioner's Memo for additional information.

DATA						
2015-16 enrollment cap ¹	275	2016-17 enrollment cap ¹	325	2017-18 enrollment cap ¹	400	Student Growth Funding - Year Funded
2015-16 grade levels	6-9	2016-17 grade levels	6-10	2017-18 grade levels	6-11	APM Growth Funding*
July 1, 2015 enrollment	233	July 1, 2016 enrollment	254	July 1, 2017 enrollment	192	2016-17 qtr 4
2015-16 ADM (Qtrs. 1-3)	233.08	2016-17 ADM (Qtrs. 1-3)	192.79	2017-18 ADM (qtrs. 1-3)	177.16	2017-18 qtr 1
2015-16 ELL students	1	2016-17 ELL students	-	2017-18 ELL students	-	2017-18 qtr 2
Oct 1, 2015 NSL F&R count	27	Oct 1, 2016 NSL F&R count	23	Oct 1, 2017 NSL F&R count	41	2017-18 qtr 3
Oct 1, 2015 NSL F&R %	12%	Oct 1, 2016 NSL F&R %	12%	Oct 1, 2017 NSL F&R %	22%	2017-18 qtr 4

FUNDING							
Funding Category	Funding Rate	Existing charter added a grade	Amount	Restricted	Rev Code	SOF Code	
State Foundation Funding (SFF) Aid ²	\$6,713	Initial SFF aid: July 1, 2017 enrollment	192.00	\$1,288,896	No	31700	2001
		Adjusted SFF Aid: FY18 qtr 1 ADM cycle 3	181.91	\$1,221,162	No	31700	2001
		Final SFF Aid: FY18 ADM qtrs 1-3	177.16	\$1,189,275	No	31700	2001
Charter Facilities Funding (CFF) ⁶	\$455.34	FY18 ADM qtrs 1-3	177.16	\$80,668	Yes	32914	3400
English Language Learners (ELL) Funding	\$338	FY18 identified ELL	-	\$0	Yes	32371	2276
National School Lunch (NSL) State Categorical Funding NSL Transition	\$526	Oct 1, 2017 F&R	41.00	\$21,566	Yes	32381	2281
	\$0		-	\$0	Yes	32381	2281
NSL Growth Funding	\$0	Oct 1, 2017 F&R	41.00	\$21,566	Yes	32381	2281
Professional Development (PD) Funding	\$26.05	July 1, 2017 enrollment	192.00	\$5,002	Yes	32256	2223
Declining Enrollment Funding (DEF) ³	\$6,713	(Avg of FY16 + FY17 ADM) - FY17 ADM	20.145	\$135,233	No	31460	2218
Student Growth Funding (SGF) ⁴	rate per quarter	FY17 qtr 4 vs FY16 3 qtrs, FY18 qtrs 1, 2, and 3 ADM vs FY17 3 qtrs	n/a	n/a	No	31486	2217

ADM-average daily membership, avg-average, F&R-free and reduced, LEA-local education agency, Oct-October, Qtr(s)-quarter(s), Est-estimated, Rev-Revenue, SOF-source of fund

- 1) All enrollment data, ADM data, ADM estimates, and participating student counts used in charter school funding calculations are subject to applicable enrollment caps.
- 2) Prior year 3-qtr ADM is used to calculate SFF for charter schools funded on prior year ADM data. For charter schools funded on current year ADM data, the final determination of SFF is not available until after current year 3-qtr ADM is established. Adjustments may be necessary after cycle 7 reporting if changes are made to ADM data. Current year funded charter schools are not eligible for student growth funding.
- 3) No open-enrollment public charter school shall receive both declining enrollment funding under A.C.A. § 6-20-2305(a)(3)(A)(i) and student growth funding under A.C.A. § 6-20-2305(c)(2) as amended by Act 741 of 2017.

*Student Growth Funding (SGF) is calculated based on the difference between the average daily membership (ADM) for the current year and the average daily membership (ADM) for the prior year. The funding amount is calculated based on the difference between the current year ADM and the prior year ADM multiplied by the SGF rate. For additional information regarding the calculation of SGF, please refer to the rules governing the calculation of SGF. For declining enrollment funding (DEF), the funding amount is calculated based on the difference between the average daily membership (ADM) for the current year and the average daily membership (ADM) for the prior year multiplied by the DEF rate.

6) Final current fiscal year CFF rate and funding amount will be determined using cycle 7 data in July of the next fiscal year.

LEA: 6055700
 Open-Enrollment Public Exalt Academy
 Charter School:

Final
 State Aid Notice 2017-18
 July 24, 2018

Opening date: 07/2014
 Refer to corresponding Commissioner's Memo
 for additional information.

DATA						
2015-16 enrollment cap ¹	240	2016-17 enrollment cap ¹	300	2017-18 enrollment cap ¹	360	Student Growth Funding - Year Funded
2015-16 grade levels	K-3	2016-17 grade levels	K-4	2017-18 grade levels	K-5	ADP Growth Funding*
July 1, 2015 enrollment	211	July 1, 2016 enrollment	297	July 1, 2017 enrollment	300	2016-17 qtr 4
2015-16 ADM (Qtrs. 1-3)	230.98	2016-17 ADM (Qtrs. 1-3)	273.75	2017-18 ADM (qtrs. 1-3)	295.07	2017-18 qtr 1
2015-16 ELL students	93	2016-17 ELL students	75	2017-18 ELL students	160	2017-18 qtr 2
Oct 1, 2015 NSL F&R count	221	Oct 1, 2016 NSL F&R count	269	Oct 1, 2017 NSL F&R count	360	2017-18 qtr 3
Oct 1, 2015 NSL F&R %	95%	Oct 1, 2016 NSL F&R %	96%	Oct 1, 2017 NSL F&R %	96%	2017-18 qtr 4

FUNDING							
Funding Category	Funding Rate	Existing charter added a grade	Amount	Restricted	Rev Code	SOF Code	
State Foundation Funding (SFF) Aid ²	\$6,713	Initial SFF aid: July 1, 2017 enrollment	300.00	\$2,013,900	No	31700	2001
		Adjusted SFF Aid: FY18 qtr 1 ADM cycle 3	306.57	\$2,058,004	No	31700	2001
		Final SFF Aid: FY18 ADM qtrs 1-3	295.07	\$1,980,805	No	31700	2001
Charter Facilities Funding (CFF) ⁶	\$455.34	FY18 ADM qtrs 1-3	295.07	\$134,358	Yes	32914	3400
English Language Learners (ELL) Funding	\$338	FY18 identified ELL	160.00	\$54,080	Yes	32371	2276
National School Lunch (NSL) State Categorical Funding NSL Transition	\$1,576	Oct 1, 2017 F&R	360.00	\$567,360	Yes	32381	2281
	\$0		-	\$0	Yes	32381	2281
NSL Growth Funding		(Avg of FY16 + FY17 ADM) - FY17 ADM	-	\$0	No	32351	2281
Professional Development (PD) Funding	\$26.05	July 1, 2017 enrollment	300.00	\$7,815	Yes	32256	2223
Declining Enrollment Funding (DEF) ³	\$6,713	(Avg of FY16 + FY17 ADM) - FY17 ADM	-	\$0	No	31460	2218
Student Growth Funding (SGF) ⁴	rate per quarter	FY17 qtr 4 vs FY16 3 qtrs, FY18 qtrs 1, 2, and 3 ADM vs FY17 3 qtrs	n/a	n/a	No	31486	2217

ADM-average daily membership, avg-average, F&R-free and reduced, LEA-local education agency, Oct-October, Qtr(s)-quarter(s), Est-estimated, Rev-Revenue, SOF-source of fund

- 1) All enrollment data, ADM data, ADM estimates, and participating student counts used in charter school funding calculations are subject to applicable enrollment caps.
- 2) Prior year 3-qtr ADM is used to calculate SFF for charter schools funded on prior year ADM data. For charter schools funded on current year ADM data, the final determination of SFF is not available until after current year 3-qtr ADM is established. Adjustments may be necessary after cycle 7 reporting if changes are made to ADM data. Current year funded charter schools are not eligible for student growth funding.
- 3) No open-enrollment public charter school shall receive both declining enrollment funding under A.C.A. § 6-20-2305(a)(3)(A)(i) and student growth funding under A.C.A. § 6-20-2305(c)(2) as amended by Act 741 of 2017.

4) Student growth funding is calculated based on the average daily membership (ADM) for each quarter. For schools funded on prior year ADM data, the final determination of SFF is not available until after current year 3-qtr ADM is established. Adjustments may be necessary after cycle 7 reporting if changes are made to ADM data. Current year funded charter schools are not eligible for student growth funding. For schools funded on current year ADM data, the final determination of SFF is not available until after current year 3-qtr ADM is established. Adjustments may be necessary after cycle 7 reporting if changes are made to ADM data. Current year funded charter schools are not eligible for student growth funding.

6) Final current fiscal year CFF rate and funding amount will be determined using cycle 7 data in July of the next fiscal year.

LEA: 6056700
 Open-Enrollment Public Charter School: Capitol City Lighthouse

Final
 State Aid Notice 2017-18
 July 24, 2018

Opening date: 07/2015
 Refer to corresponding Commissioner's Memo for additional information.

DATA						
2015-16 enrollment cap ¹	344	2016-17 enrollment cap ¹	402	2017-18 enrollment cap ¹	460	Student Growth Funding Year Funded
2015-16 grade levels	K-5	2016-17 grade levels	K-6	2017-18 grade levels	K-7	ADP Growth Funding*
July 1, 2015 enrollment	344	July 1, 2016 enrollment	271	July 1, 2017 enrollment	295	2016-17 qtr 4
2015-16 ADM (Qtrs. 1-3)	267.85	2016-17 ADM (Qtrs. 1-3)	252.87	2017-18 ADM (qtrs. 1-3)	200.35	2017-18 qtr 1
2015-16 ELL students	5	2016-17 ELL students	4	2017-18 ELL students	10	2017-18 qtr 2
Oct 1, 2015 NSL F&R count	227	Oct 1, 2016 NSL F&R count	205	Oct 1, 2017 NSL F&R count	159	2017-18 qtr 3
Oct 1, 2015 NSL F&R %	76%	Oct 1, 2016 NSL F&R %	77%	Oct 1, 2017 NSL F&R %	77%	2017-18 qtr 4

FUNDING							
Funding Category	Funding Rate	Existing charter added a grade	Amount	Restricted	Rev Code	SOF Code	
State Foundation Funding (SFF) Aid ²	\$6,713	Initial SFF aid: July 1, 2017 enrollment	295.00	\$1,980,335	No	31700	2001
		Adjusted SFF Aid: FY18 qtr 1 ADM cycle 3	196.96	\$1,322,192	No	31700	2001
		Final SFF Aid: FY18 ADM qtrs 1-3	200.35	\$1,344,950	No	31700	2001
Charter Facilities Funding (CFF) ⁶	\$455.34	FY18 ADM qtrs 1-3	200.35	\$91,227	Yes	32914	3400
English Language Learners (ELL) Funding	\$338	FY18 identified ELL	10.00	\$3,380	Yes	32371	2276
National School Lunch (NSL) State Categorical Funding NSL Transition	\$1,051	Oct 1, 2017 F&R	159.00	\$167,109	Yes	32381	2281
	\$0		-	\$0	Yes	32381	2281
NSL Growth Funding		(Avg of FY16 + FY17 ADM) - FY17 ADM	7.490	\$50,280	No	31460	2218
Professional Development (PD) Funding	\$26.05	July 1, 2017 enrollment	295.00	\$7,685	Yes	32256	2223
Declining Enrollment Funding (DEF) ³	\$6,713	(Avg of FY16 + FY17 ADM) - FY17 ADM	7.490	\$50,280	No	31460	2218
Student Growth Funding (SGF) ⁴	rate per quarter	FY17 qtr 4 vs FY16 3 qtrs, FY18 qtrs 1, 2, and 3 ADM vs FY17 3 qtrs	n/a	n/a	No	31486	2217

ADM-average daily membership, avg-average, F&R-free and reduced, LEA-local education agency, Oct-October, Qtr(s)-quarter(s), Est-estimated, Rev-Revenue, SOF-source of fund

- 1) All enrollment data, ADM data, ADM estimates, and participating student counts used in charter school funding calculations are subject to applicable enrollment caps.
- 2) Prior year 3-qtr ADM is used to calculate SFF for charter schools funded on prior year ADM data. For charter schools funded on current year ADM data, the final determination of SFF is not available until after current year 3-qtr ADM is established. Adjustments may be necessary after cycle 7 reporting if changes are made to ADM data. Current year funded charter schools are not eligible for student growth funding.
- 3) No open-enrollment public charter school shall receive both declining enrollment funding under A.C.A. § 6-20-2305(a)(3)(A)(i) and student growth funding under A.C.A. § 6-20-2305(c)(2) as amended by Act 741 of 2017.

4) Student growth funding is calculated based on the difference between the average daily membership (ADM) for the current year and the average daily membership (ADM) for the prior year. The calculation is based on the average daily membership (ADM) for the current year and the average daily membership (ADM) for the prior year. The calculation is based on the average daily membership (ADM) for the current year and the average daily membership (ADM) for the prior year. The calculation is based on the average daily membership (ADM) for the current year and the average daily membership (ADM) for the prior year.

6) Final current fiscal year CFF rate and funding amount will be determined using cycle 7 data in July of the next fiscal year.

LEA: 6057700
 Open-Enrollment Public Charter School: Rockbridge Montessori School

Final
 State Aid Notice 2017-18
 July 24, 2018

Opening date: 07/2015
 Refer to corresponding Commissioner's Memo for additional information.

DATA						
2015-16 enrollment cap ¹	150	2016-17 enrollment cap ¹	180	2017-18 enrollment cap ¹	325	Student Growth Funding ² Year Funded
2015-16 grade levels	K-5	2016-17 grade levels	K-6	2017-18 grade levels	K-7	ADM Growth Funding ³
July 1, 2015 enrollment	150	July 1, 2016 enrollment	150	July 1, 2017 enrollment**	139	2016-17 qtr 4
2015-16 ADM (Qtrs. 1-3)	113.20	2016-17 ADM (Qtrs. 1-3)	139.35	2017-18 ADM (qtrs. 1-3)	118.24	2017-18 qtr 1
2015-16 ELL students	-	2016-17 ELL students	-	2017-18 ELL students	4	2017-18 qtr 2
Oct 1, 2015 NSL F&R count	61	Oct 1, 2016 NSL F&R count	84	Oct 1, 2017 NSL F&R count	64	2017-18 qtr 3
Oct 1, 2015 NSL F&R %	55%	Oct 1, 2016 NSL F&R %	56%	Oct 1, 2017 NSL F&R %	55%	Refer to corresponding Commissioner's Memo for additional information.

FUNDING							
Funding Category	Funding Rate	Existing charter added a grade	Amount	Restricted	Rev Code	SOF Code	
State Foundation Funding (SFF) Aid ²	\$6,713	Initial SFF aid: July 1, 2017 enrollment**	164.00	\$1,100,932	No	31700	2001
		Adjusted SFF Aid: FY18 qtr 1 ADM cycle 3***	138.70	\$931,093	No	31700	2001
		Final SFF Aid: FY18 ADM qtrs 1-3	118.24	\$793,745	No	31700	2001
Charter School's Funding (CF) Rate Estimate	n/a	July 1, 2017 enrollment/funding estimate	n/a	n/a	32914	3400	
English Language Learners (ELL) Funding	\$338	FY18 identified ELL	4.00	\$1,352	Yes	32371	2276
National School Lunch (NSL) State Categorical Funding	\$526	Oct 1, 2017 F&R	64.00	*\$33,664	Yes	32381	2281
NSL Transition	\$0		-	\$0	Yes	32381	2281
NSL Growth Funding		Oct 1, 2017 F&R			Yes	32381	2281
Professional Development (PD) Funding	\$26.05	July 1, 2017 enrollment**	139.00	\$3,621	Yes	32256	2223
Declining Enrollment Funding (DEF) ³	\$6,713	(Avg of FY16 + FY17 ADM) - FY17 ADM	-	\$0	No	31460	2218
Student Growth Funding (SGF)	rate per quarter	FY17 qtr 4 vs FY16 3 qtrs, FY16 qtrs 1, 2 and 3 ADM vs FY17 3 qtrs	n/a	n/a	No	31460	2217

ADM-average daily membership, avg-average, F&R-free and reduced, LEA-local education agency, Oct-October, Qtr(s)-quarter(s), Est-estimated, Rev-Revenue, SOF-source of fund

*A change in enrollment data reduced the October 1, 2017 F&R count for Rockbridge Montessori from 94 to 64 (\$49,444 in NSL funding to \$33,664 in NSL funding).

**Incorrect July 1, 2017 was provided and used for calculations at the first of the year (164); Prof Dev has been reduced to reflect the change.

***Incorrect cycle 3 FY18 qtr ADM was proved and used for calculations of adjusted SFF Aid; correct ADM of 120.85 was calculated and used for April to prevent a SFFA refund to the ADE after Final SFFA calculation.

- 1) All enrollment data, ADM data, ADM estimates, and participating student counts used in charter school funding calculations are subject to applicable enrollment caps.
- 2) Prior year 3-qtr ADM is used to calculate SFF for charter schools funded on prior year ADM data. For charter schools funded on current year ADM data, the final determination of SFF is not available until after current year 3-qtr ADM is established. Adjustments may be necessary after cycle 7 reporting if changes are made to ADM data. Current year funded charter schools are not eligible for student growth funding.
- 3) No open-enrollment public charter school shall receive both declining enrollment funding under A.C.A. § 6-20-2305(a)(3)(A)(i) and student growth funding under A.C.A. § 6-20-2305(c)(2) as amended by Act 741 of 2017.

1) For additional information regarding declining enrollment funding, see A.C.A. § 6-20-2305(a)(3)(A)(i) as amended by Act 741 of 2017. The ADE Rules Governing the Calculation Methods for Declining Enrollment and Student Growth Funding for Public School Districts October 2009 will be revised to reflect the law changes.
 2) Final amount for year SFF rate and funding amount will be determined using FY18 data as of July of the next fiscal year.

LEA:
Open-Enrollment Public
Charter School:

7240700
Haas Hall Academy Fayetteville

Final
State Aid Notice 2017-18
July 24, 2018

Opening date: 07/2004
Refer to corresponding Commissioner's Memo
for additional information.

DATA						
2015-16 enrollment cap ¹	400	2016-17 enrollment cap ¹	500*	2017-18 enrollment cap ¹	1,500	Student Growth Funding, Year Funded
2015-16 grade levels	7-12	2016-17 grade levels	7-12	2017-18 grade levels	7-12	ADM, Growth, Funding*
July 1, 2015 enrollment	360	July 1, 2016 enrollment	360	July 1, 2017 enrollment	830	2016-17 qtr 4
2015-16 ADM (Qtrs. 1-3)	342.73	2016-17 ADM (Qtrs. 1-3)	344.43	2017-18 ADM (qtrs. 1-3)	669.85	2017-18 qtr 1
2015-16 ELL students	-	2016-17 ELL students	-	2017-18 ELL students	-	2017-18 qtr 2
Oct 1, 2015 NSL F&R count	-	Oct 1, 2016 NSL F&R count	-	Oct 1, 2017 NSL F&R count	4	2017-18 qtr 3
Oct 1, 2015 NSL F&R %	-	Oct 1, 2016 NSL F&R %	-	Oct 1, 2017 NSL F&R %	1%	Refer to corresponding Commissioner's Memo for additional information

FUNDING							
Funding Category	Funding Rate	Existing charter added a new campus	Amount	Restricted	Rev Code	SOF Code	
State Foundation Funding (SFF) Aid ²	\$6,713	Initial SFF aid: July 1, 2017 enrollment	830.00	\$5,571,790	No	31700	2001
		Adjusted SFF Aid: FY18 qtr 1 ADM cycle 3	671.94	\$4,510,733	No	31700	2001
		Final SFF Aid: FY18 ADM qtrs 1-3	669.85	\$4,496,703	No	31700	2001
Charter Facilities Funding (CFF) ⁶	\$455.34	FY18 ADM qtrs 1-3	669.85	\$305,011	Yes	32914	3400
English Language Learners (ELL) Funding	\$338	FY18 identified ELL	-	\$0	Yes	32371	2276
National School Lunch (NSL) State Categorical Funding NSL Transition	\$526	Oct 1, 2017 F&R	4.00	\$2,104	Yes	32381	2281
	\$0		-	\$0	Yes	32381	2281
NSL Growth Funding	\$0	NSL Growth Funding (NSL F&R %)	n/a	n/a	No	32381	2281
Professional Development (PD) Funding	\$26.05	July 1, 2017 enrollment	830.00	\$21,622	Yes	32256	2223
Declining Enrollment Funding (DEF) ³	\$6,713	(Avg of FY16 + FY17 ADM) - FY17 ADM	-	\$0	No	31460	2218
Student Growth Funding (SGF) ⁴	rate per quarter	FY17 qtr 4 vs FY16 3 qtrs, FY18 qtrs 1, 2, and 3 ADM vs FY17 3 qtrs	n/a	n/a	No	31486	2217

ADM-average daily membership, avg-average, F&R-free and reduced, LEA-local education agency, Oct-October, Qtr(s)-quarter(s), Est-estimated, Rev-Revenue, SOF-source of fund

*Enrollment cap increased during FY17.

- 1) All enrollment data, ADM data, ADM estimates, and participating student counts used in charter school funding calculations are subject to applicable enrollment caps.
- 2) Prior year 3-qtr ADM is used to calculate SFF for charter schools funded on prior year ADM data. For charter schools funded on current year ADM data, the final determination of SFF is not available until after current year 3-qtr ADM is established. Adjustments may be necessary after cycle 7 reporting if changes are made to ADM data. Current year funded charter schools are not eligible for student growth funding.
- 3) No open-enrollment public charter school shall receive both declining enrollment funding under A.C.A. § 6-20-2305(a)(3)(A)(i) and student growth funding under A.C.A. § 6-20-2305(c)(2) as amended by Act 741 of 2017.

4) Student growth funding is calculated based on the average daily membership (ADM) for the current fiscal year and the average daily membership (ADM) for the prior fiscal year. For schools that are funded on current year ADM data, the final determination of SFF is not available until after current year 3-qtr ADM is established. Adjustments may be necessary after cycle 7 reporting if changes are made to ADM data. Current year funded charter schools are not eligible for student growth funding.

6) Final current fiscal year CFF rate and funding amount will be determined using cycle 7 data in July of the next fiscal year.

LEA: 7241700
 Open-Enrollment Public Charter School: Ozark Montessori Academy

Final
 State Aid Notice 2017-18
 July 24, 2018

Opening date: 07/2015
 Refer to corresponding Commissioner's Memo for additional information.

DATA						
2015-16 enrollment cap ¹	140	2016-17 enrollment cap ¹	200	2017-18 enrollment cap ¹	264	Student Growth Funding Year Funded
2015-16 grade levels	K-6	2016-17 grade levels	K-7	2017-18 grade levels	K-8	ADP Growth Funding*
July 1, 2015 enrollment	120	July 1, 2016 enrollment	200	July 1, 2017 enrollment	249	2016-17 qtr 4
2015-16 ADM (Qtrs. 1-3)	135.20	2016-17 ADM (Qtrs. 1-3)	177.92	2017-18 ADM (qtrs. 1-3)	204.96	2017-18 qtr 1
2015-16 ELL students	33	2016-17 ELL students	44	2017-18 ELL students	24	2017-18 qtr 2
Oct 1, 2015 NSL F&R count	90	Oct 1, 2016 NSL F&R count	102	Oct 1, 2017 NSL F&R count	115	2017-18 qtr 3
Oct 1, 2015 NSL F&R %	66%	Oct 1, 2016 NSL F&R %	57%	Oct 1, 2017 NSL F&R %	44%	2017-18 qtr 4

FUNDING							
Funding Category	Funding Rate	Existing charter added a grade	Amount	Restricted	Rev Code	SOF Code	
State Foundation Funding (SFF) Aid ²	\$6,713	Initial SFF aid: July 1, 2017 enrollment	249.00	\$1,671,537	No	31700	2001
		Adjusted SFF Aid: FY18 qtr 1 ADM cycle 3	208.35	\$1,398,654	No	31700	2001
		Final SFF Aid: FY18 ADM qtrs 1-3	204.96	\$1,375,896	No	31700	2001
Charter Facilities Funding (CFF) ⁶	\$455.34	FY18 ADM qtrs 1-3	204.96	\$93,327	Yes	32914	3400
English Language Learners (ELL) Funding	\$338	FY18 identified ELL	24.00	\$8,112	Yes	32371	2276
National School Lunch (NSL) State Categorical Funding NSL Transition	\$526	Oct 1, 2017 F&R	115.00	*\$53,229	Yes	32381	2281
	\$0		-	\$0	Yes	32381	2281
NSL Growth Funding		Oct 1, 2017 F&R			Yes	32381	2281
Professional Development (PD) Funding	\$26.05	July 1, 2017 enrollment	249.00	\$6,486	Yes	32256	2223
Declining Enrollment Funding (DEF) ³	\$6,713	(Avg of FY16 + FY17 ADM) - FY17 ADM	-	\$0	No	31460	2218
Student Growth Funding (SGF) ⁴	rate per quarter	FY17 qtr 4 vs FY16 3 qtrs, FY18 qtrs 1, 2, and 3 ADM vs FY17 3 qtrs	n/a	n/a	No	31486	2217

ADM-average daily membership, avg-average, F&R-free and reduced, LEA-local education agency, Oct-October, Qtr(s)-quarter(s), Est-estimated, Rev-Revenue, SOF-source of fund

*Per Act 1220 of 2011, reduced FY18 NSL by \$7,261 (from \$60,490 to \$53,229)

- 1) All enrollment data, ADM data, ADM estimates, and participating student counts used in charter school funding calculations are subject to applicable enrollment caps.
- 2) Prior year 3-qtr ADM is used to calculate SFF for charter schools funded on prior year ADM data. For charter schools funded on current year ADM data, the final determination of SFF is not available until after current year 3-qtr ADM is established. Adjustments may be necessary after cycle 7 reporting if changes are made to ADM data. Current year funded charter schools are not eligible for student growth funding.
- 3) No open-enrollment public charter school shall receive both declining enrollment funding under A.C.A. § 6-20-2305(a)(3)(A)(i) and student growth funding under A.C.A. § 6-20-2305(c)(2) as amended by Act 741 of 2017.

4) Student growth funding is calculated based on the average daily membership (ADM) for the current fiscal year compared to the average daily membership (ADM) for the prior fiscal year. For schools that are funded on current year ADM data, the final determination of SFF is not available until after current year 3-qtr ADM is established. Adjustments may be necessary after cycle 7 reporting if changes are made to ADM data. Current year funded charter schools are not eligible for student growth funding.

6) Final current fiscal year CFF rate and funding amount will be determined using cycle 7 data in July of the next fiscal year.