

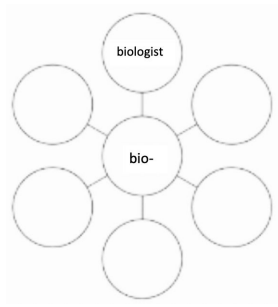
Semana 3
ABRIL 13 - ABRIL 17
9:30-11:00 A.M.

Programación de PBS Arkansas

SciGirls	SciGirls nos muestra a niñas talentosas y muy inteligentes que usan la ciencia, tecnología, ingeniería y matemáticas (STEM) de manera práctica en su vida diaria.
Cyberchase	Cyberchase es un programa de acción y aventuras que se enfoca en enseñar conceptos básicos de STEM (ciencia, tecnología, ingeniería y matemáticas)
Arthur	Los objetivos del programa de ARTHUR son fomentar el interés por la lectura y la escritura, promover el desarrollo de habilidades sociales adecuadas y ejemplificar el uso de estrategias de resolución de problemas adecuadas para la edad de los niños.
Wild Kratts	Únete a las aventuras de Chris y Martin Kratt en las que combinan conocimiento y diversión al viajar por distintos hábitats en los que aprenden sobre animales salvajes increíbles.
NOVA Los planetas: Marte	Entre las estrellas que vemos en la noche, se encuentran los planetas que forman nuestro sistema solar, cada uno con impresionantes vistas singulares. NOVA explora la gran belleza de "Los Planetas".
Odd Squad	Los personajes principales de este programa son Olive y Otto, quienes forman parte de "Odd Squad", un grupo que tiene como misión ayudar siempre que algo raro sucede en su pueblo.

Rincón de lectura y Escritura
 Elige de 4 a 6 de estas actividades de aprendizaje para fortalecer tus habilidades de lectura, escritura y comunicación. No olvides buscar un buen libro y leer diariamente.

- **Diagrama:** En *Dolphin Dive* Jill es una **bióloga** marina. El prefijo **bio-** significa vida. Un **biólogo** es alguien que estudia la vida o los seres vivos. Crea un diagrama en el que incluyas más palabras con el prefijo **bio**.
- **Crea un código secreto** usando número, figuras y símbolos. Escribe un mensaje breve y deja que alguien más intente descifrarlo.
- **Elabora preguntas:** Las niñas en *High Tech Tide* crearon una lista de preguntas antes de recopilar información. Piensa en un tema que te interesa y escribe una lista de preguntas que te sirva como guía. Investiga sobre el tema y responde las preguntas conforme vas aprendiendo más sobre el mismo.
- **Haz un póster:** En el video *Workin' It Out*, aprendimos que la actividad física nos mantiene en forma, sanos y fuertes. Diseña un póster en el que uses palabras e ilustraciones sobre la importancia de hacer ejercicio.



- **Presentación:** ¡Ahora te toca tí ser el experto! Elabora una presentación sobre algo que hayas aprendido esta semana. Puedes hacerla usando papel, un póster, google presentation, etc. Comparte tu presentación con tu familia y amigos en tu casa o en una videoconferencia.
- **Escribe un resumen** de tu programa favorito de esta semana. Recuerda incluir la idea principal e ideas secundarias. ¡Incluye una ilustración!
- **Lee poesía:** Lee diferentes tipos de poesía en *Fun with Poetry* y contesta las preguntas.



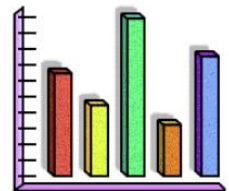
- **Escribe e ilustra tu propio poema.** En la lectura *Fun with Poetry* describen distintos tipos de poesía. Escribe un poema sobre la primavera y compártelo con tu familia.
- **Tema libre.** Pregúntele a sus niños sobre sus intereses. Permita que ellos elijan un tema sobre el que quieran leer, escribir o aprender más.

Matemania:

Choose 3 to 4 math learning opportunities to build and reinforce your math skills.

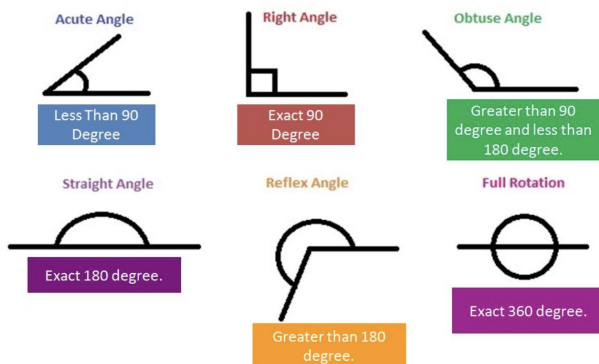
- **Khan Academy:** Si tienen acceso a internet, te recomendamos que trabajes por lo menos tres días a la semana en los módulos de Khan Academy. Selecciona tu grado o escríbelo en la página web y pulsa el botón GET STARTED. De ser necesario, puedes elegir un grado inferior al tuyo.
[2nd grade math](https://www.khanacademy.org/math/cc-2nd-grade-math) [3rd grade math](https://www.khanacademy.org/math/cc-third-grade-math) [4th grade math](https://www.khanacademy.org/math/cc-fourth-grade-math) [5th grade math](https://www.khanacademy.org/math/cc-fifth-grade-math) [6th grade math](https://www.khanacademy.org/math/cc-sixth-grade-math)

- **Gráficas:** Divide tus juguetes por categorías, muñecos de peluche, carritos y camiones,, muñecas, crayolas. Cuenta cuántos tienes en cada grupo y haz una gráfica de barras en la que señales cuántos juguetes hay en cada categoría.



- **SciGirls: Dolphin Dive** the girls learn about dolphins and make a bar graph.
 - Roll a die 50 times and keep tally marks of how many times each number is rolled. Make a bar graph of your results. Talk to a family member about how you labeled your graph.


TYPE OF ANGLES



- **Angles:** You can use your arms to make angles. Practice making right, acute, obtuse, straight, reflex, and full rotation angles with a family member. Find examples of each angle in your home.

- **Explore Symmetry:** Write all the capital letters in the alphabet. How many letters have one line of symmetry, more than one line of symmetry, or rotational (turn) symmetry? Fold a piece of paper in half. Draw a curvy line along the folded edge of the paper and cut it out. What does the shape look like when you unfold the paper? Fold a piece of paper in half and cut out some of these shapes- rectangle, square, star, the letters H and M, a person, a triangle. Describe the shape when you unfold the paper.

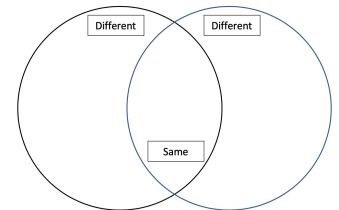
- **Rotational Symmetry:** *Cyberchase: The Secrets of Symmetria*, Dr. Marbles built a symmetrizer to make everything perfectly symmetrical. Rotational (turn) symmetry is the property a shape has when it looks the same after a partial turn. Look around your house or outside and try to find 5 objects that have rotational symmetry. Talk to a family member about why you chose your item. (ex: the symbol for recycling because it looks the same after a partial turn.)
- **Multiplication/Division:** Find a variety of objects around your house (ex: jar of buttons, pencils, pens, erasers). Divide the items into a variety of equal groups. Did you have groups that had any left over (remainders)? Talk to a family member about any patterns you noticed. Represent your grouping by writing your multiplication and division representation.
- **Multiplication War:** Play Multiplication War by dealing an entire deck of cards to two people. Each person turns over two cards to find the product. The player with the highest product wins all four cards. Play until the deck is gone. Play again and turn over three cards.



THINK like a Scientist!


Choose at least 2 - 3 science learning opportunities for the week.

- **Collect Data:** In *SciGirls: High Tide*, they collected data to see if there were more spotted eagle rays detected when red tide was present or when it was not. Time for you to collect your own data! Go outside and collect data on the number of animals or insects you see in the morning. Repeat this activity in the afternoon. Which time of day did you see more animals/insects?
- **Compare/Contrast:** In *Nova*, you learned about Mars. Use a Venn Diagram to compare/contrast the Earth and Mars.
- **Stay Active:** Schedule several times throughout the day to do some type of exercise activity and choose one of the methods below to log what you have done:
 - Keep a self reporting activity log for a week listing the activity you do, rating the level of difficulty and the likeability of the activity. Make sure to add a key so you know what each rating stands for.
 - Use pictures on a week long calendar to log your physical activity.
 - Make up a cheer about your favorite physical activity.
- **Gears:** In one *Cyberchase* episode the team learned about gears. What are gears? How do they work? Do one of the following activities:
 - Walk around your house with an adult and look for gears? If you have a bike, find the gears on your bike.
 - Draw a picture of the gears?
 - How many "teeth" does the big gear have? How many teeth does the smaller gear have?
 - If the bigger gear turns once, how many times does the smaller gear turn? Why is that?



FUN ZONE

- ★ **Get active-** dance, do exercises, create an obstacle course
- ★ **Perform-** Dress up and perform. Act out your favorite story or one you wrote this week
- ★ **Play** a family game (Uno, Heads Up, Battleship, Guess Who, etc...)
- ★ **Make a masterpiece** - use art chalk, paint, crayons, etc.
- ★ Check out the PBS kids for specific games and additional learning opportunities for each show. <https://pbskids.org>



Fun With Poetry (From ReadWorks.org)

Learn about three types of poems.

Let's celebrate the season of spring with poetry! Spring is a time when life begins again. Flowers bloom. Many baby animals are born. Which poem is your favorite?

Rhyming

In a rhyming poem, the same sounds of two or more words repeat. The words that rhyme are often at the ends of lines.

The poem below is a quatrain. It has four lines in each stanza. A stanza is a grouping of lines. In a quatrain, the last words in lines two and four must rhyme. Can you find the rhyming words below?

Hello Again

Listen! Do you hear it?
The quacking of beaks,
As mallards return
To lakes, ponds, and creeks.

They've come back to build nests,
And sunbathe on rocks,
And raise little ducklings
To add to their flocks.

—Marie E. Cecchini



Juniors Bildarchiv/Photolibrary

Acrostic

In an acrostic poem, each line describes the topic word. Each letter of the word starts a new line. This poem about a flower uses the letters in the word flower to begin each line.



Paul McCormick/Getty Images

Fragrant
Lovely
Opened wide
Wind blows
Eager bee
Ready

—Rachelle Kreisman

Haiku

A haiku (HIGH-koo) is a type of poem from Japan. It is usually about nature. A haiku has three lines. The first line has five syllables. The second line has seven syllables. The third line has five syllables.

The Colt

Frisky—full of pep.
Gallop through the green grass.
Always moving. Free.
—Connie Unsworth



Stephanie Krause-Wieczorek/Photolibrary

Copyright © 2009 Weekly Reader Corporation. All rights reserved. Used by permission.
Weekly Reader is a registered trademark of Weekly Reader Corporation.

Comprehension Questions

1. What is a quatrain?
 - A. a kind of poem in which each line describes the topic word
 - B. a kind of poem in which each line has a specific number of syllables
 - C. a kind of poem in which the last words in lines two and four rhyme
 - D. a kind of poem in which none of the words rhyme
2. What does the acrostic poem by Rachele Kreisman describe?
 - A. a flower in the springtime
 - B. the sound of ducks quacking
 - C. a young horse, galloping in a field
 - D. flocks of little ducklings

3. Read these sentences from the text.

"In a rhyming poem, the same sounds of two or more words repeat. The words that rhyme are often at the ends of lines.

The poem 'Hello Again' is a quatrain. It has four lines in each stanza. A stanza is a grouping of lines. In a quatrain, the last words in lines two and four must rhyme."

Based on this information, what can you infer about the relationship between rhyming poems and quatrains?

- A. A rhyming poem is a kind of quatrain.
- B. A quatrain is a kind of rhyming poem.
- C. A rhyming poem is the same thing as a quatrain.
- D. Rhyming poems and quatrains have nothing in common.

4. Read this poem from the text.

*"The Colt
Frisky—full of pep.
Gallop through the green grass.
Always moving. Free."*

How could the colt in this poem be described?

- A. tired and upset
- B. lost and sad
- C. energetic and lively
- D. happy and hungry

5. What is this text mostly about?

- A. the ducks returning to lakes, ponds, and creeks in the spring
- B. the celebration of spring through three different kinds of poems
- C. all of the different kinds of poems that exist
- D. the different ways that bees pollinate flowers in the spring

6. Why might the author have included three poems in the passage?

- A. to give an example of each kind of poem described in the passage
- B. to persuade readers that all poems should rhyme
- C. to explain the difference between a stanza and a quatrain
- D. to compare and contrast acrostic poems with haikus

7. Read this excerpt from a poem from the text.

*"Listen! Do you hear it?
The quacking of beaks,
As mallards return
To lakes, ponds, and creeks."*

What does the word "it" refer to here?

- A. the lakes, ponds, and creeks
- B. the sound of mallards building nests
- C. the little ducklings added to the flocks
- D. the quacking of beaks

8. A haiku has three lines. How many syllables are in each line of a haiku?

9. What makes "Hello Again" a quatrain? Support your answer with evidence from the text.

10. Contrast haikus and quatrains, using the poems "Hello Again" and "The Colt" from the text.