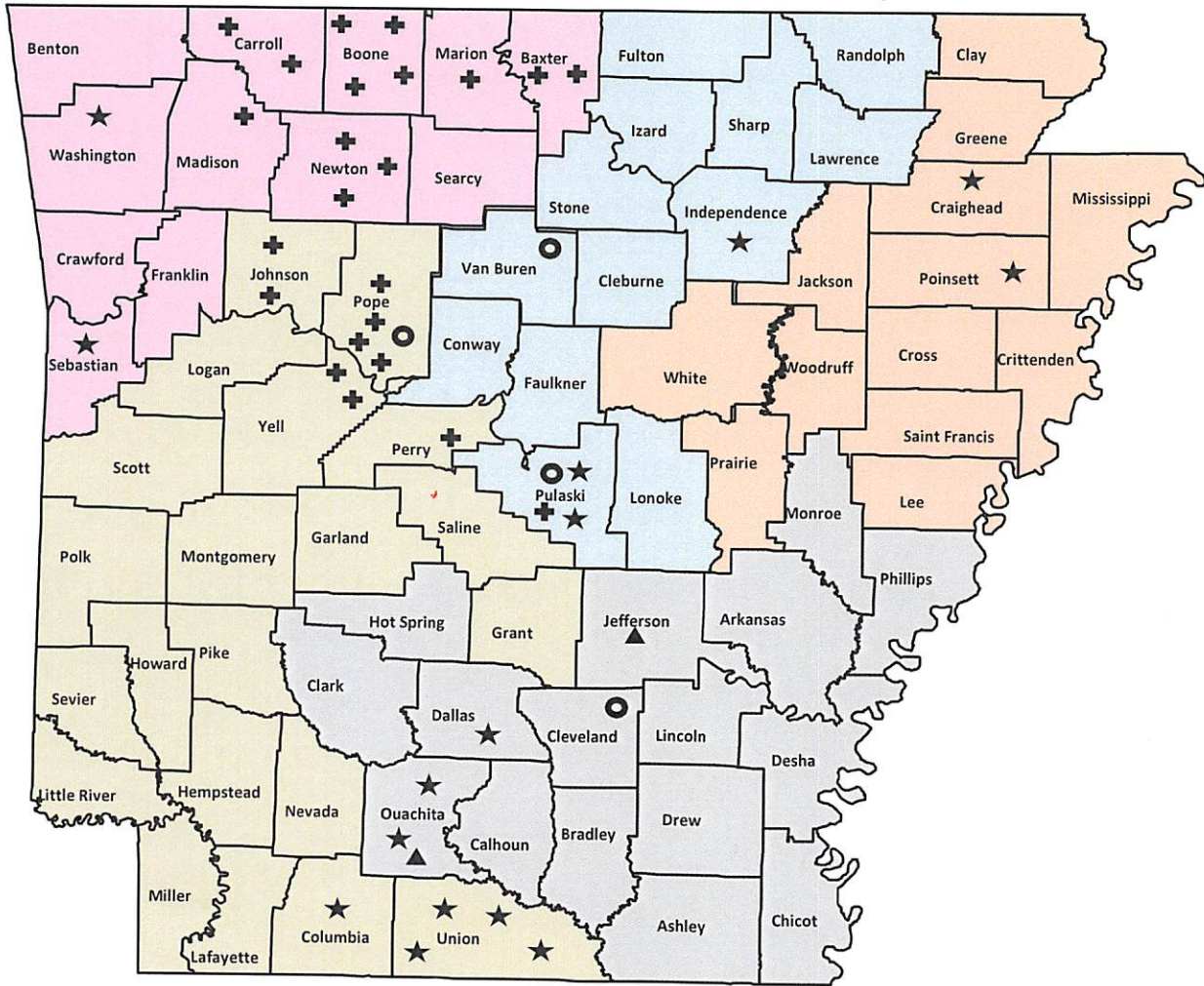


1  
2  
3  
4  
5  
6  
7  
8  
9  
10  
11  
12  
13  
14  
15  
16  
17  
18  
19  
20  
21  
22  
23  
24  
25

**A-2: ARKANSAS BETTER CHANCE ENHANCEMENTS**

**EXHIBIT ONE (1)**

## ABC Innovation Grant Receipients April 2018



Literacy Support



Social/Emotional



## Natural Playground



STEM

Literacy Support:

AR River Educ. Service Cooperative  
Ouachita Industries, Inc.

### Natural Playground:


ABC Childrens Academy & Dev. Center, Inc.  
East End School District  
Our House, Inc.  
OUR Educ. Service Cooperative

Social/Emotional:

Cleveland County School District  
Clinton School District  
North Little Rock & Russellville School Districts

STEM:

Atkins School District  
East Poinsett County School District  
Fayetteville School District  
Jacksonville North Pulaski School District  
Little Rock School District  
Mansfield School District  
Midland School District  
Nettleton School District  
South Center Educ. Service Cooperative





1  
2  
3  
4  
5  
6  
7  
8  
9  
10  
11  
12  
13  
14  
15  
16  
17  
18  
19  
20  
21  
22  
23  
24  
25

**A-2: ARKANSAS BETTER CHANCE ENHANCEMENTS**

**EXHIBITS TWO (2)**



Name of School District, Coop, Charter School or other grantee	ADE Board Approved Amount (through January 2018)	ABC Credentialed Staff Funding		Staff Qualification Improvement Funds (Training)		ABC Innovation Grant per Agency	Total ADE Award Amount 2017-2018 (pending April 2018 ADE Board)
		Total #	Total Amount	Total #	Total Amount		
ABC CHILDRENS ACADEMY & DEV. CENTER, INC.	\$ 1,526,148.60	30	\$ 30,000.00	5	\$ 2,500.00	\$ 45,000.00	\$ 1,603,648.60
ACADEMY OF LEARNING, INC.	\$ 295,383.60	8	\$ 8,000.00	0	\$ -		\$ 303,383.60
ARCARE CENTER FOR ED & WELLNESS	\$ 98,461.20	5	\$ 5,000.00	0	\$ -		\$ 103,461.20
ARCH FORD/CONWAY ABC	\$ 98,461.20	3	\$ 3,000.00	0	\$ -		\$ 101,461.20
ARKADELPHIA PUBLIC SCHOOL	\$ 393,844.80	11	\$ 11,000.00	1	\$ 500.00		\$ 405,344.80
AR RIVER ED SERVICE COOPERATIVE HIPPI	\$ 1,658,949.90	38	\$ 38,000.00	6	\$ 3,000.00	\$ 40,000.00	\$ 1,739,949.90
AR RIVER ED SERVICE COOPERATIVE PAT	\$ 108,783.60	2	\$ 2,000.00	0	\$ -		\$ 110,783.60
ARKANSAS STATE UNIVERSITY CHILDHOOD SERVICES	\$ 2,530,452.84	58	\$ 58,000.00	10	\$ 5,000.00		\$ 2,593,452.84
ATKINS PUBLIC SCHOOLS/ATKINS SCHOOL DISTRICT	\$ 196,922.40	5	\$ 5,000.00	0	\$ -	\$ 3,000.00	\$ 204,922.40
AUGUSTA SCHOOL DISTRICT	\$ 294,122.40	3	\$ 3,000.00	0	\$ -		\$ 297,122.40
BARTON-LEXA SCHOOL DISTRICT	\$ 98,461.20	2	\$ 2,000.00	0	\$ -		\$ 100,461.20
BATESVILLE SCHOOL DISTRICT	\$ 738,459.00	26	\$ 26,000.00	0	\$ -		\$ 764,459.00
BATESVILLE SCHOOL DISTRICT PAT	\$ 101,531.36	4	\$ 4,000.00	0	\$ -		\$ 105,531.36
BEEBE PUBLIC SCHOOL	\$ 393,844.80	10	\$ 10,000.00	0	\$ -		\$ 403,844.80
BENTON SCHOOL DISTRICT HIPPI	\$ 87,026.88	2	\$ 2,000.00	0	\$ -		\$ 89,026.88
BENTONVILLE PUBLIC SCHOOL	\$ 1,181,534.40	25	\$ 25,000.00	0	\$ -		\$ 1,206,534.40
BENTONVILLE PUBLIC SCHOOL PAT	\$ 48,952.62	1	\$ 1,000.00	0	\$ -		\$ 49,952.62
BIGELOW ASSEMBLY OF GOD CHRISTIAN ACA	\$ 98,461.20	2	\$ 2,000.00	0	\$ -		\$ 100,461.20
BLEVIN SCHOOL DISTRICT	\$ 73,845.90	3	\$ 3,000.00	0	\$ -		\$ 76,845.90
BLYTHEVILLE KINDERGARTEN CENTER PRE-SCHOOL	\$ 196,922.40	5	\$ 5,000.00	0	\$ -		\$ 201,922.40
BOONEVILLE PUBLIC SCHOOL	\$ 98,461.20	9	\$ 9,000.00	0	\$ -		\$ 107,461.20
BOST, INC.	\$ 147,691.80	2	\$ 2,000.00	1	\$ 500.00		\$ 150,191.80
BOSTON MOUNTAIN ED COOPERATIVE HIPPI	\$ 543,918.00	12	\$ 12,000.00	5	\$ 2,500.00		\$ 558,418.00
BRAD HEAD START/EARLY HEAD START	\$ 428,306.22	19	\$ 19,000.00	4	\$ 2,000.00		\$ 449,306.22
BRADFORD SCHOOL DISTRICT	\$ 123,076.50	5	\$ 5,000.00	0	\$ -		\$ 128,076.50
BRINKLEY SCHOOL DISTRICT	\$ 157,537.92	3	\$ 3,000.00	1	\$ 500.00		\$ 161,037.92
BROOKLAND PRESCHOOL/BROOKLAND SCHOOL DISTRICT	\$ 398,767.86	18	\$ 18,000.00	1	\$ 500.00		\$ 417,267.86
BRYANT SCHOOL DISTRICT	\$ 472,690.70	12	\$ 12,000.00	0	\$ -		\$ 484,690.70
BUFFALO ISLAND CENTRAL PUBLIC SCHOOL	\$ 147,691.80	2	\$ 2,000.00	2	\$ 1,000.00		\$ 150,691.80
CABOT PUBLIC SCHOOLS	\$ 886,150.80	19	\$ 19,000.00	2	\$ 1,000.00		\$ 906,150.80
CAMDEN- FAIRVIEW SCHOOL DISTRICT	\$ 295,383.60	7	\$ 7,000.00	0	\$ -		\$ 302,383.60
CAMDEN- FAIRVIEW SCHOOL DISTRICT HIPPI	\$ 244,763.10	6	\$ 6,000.00	0	\$ -		\$ 250,763.10
CARACO, INC. DBA KAREER KIDS	\$ 359,383.38	5	\$ 5,000.00	2	\$ 1,000.00		\$ 365,383.38
CARLISLE SCHOOL DISTRICT ABC PRE-K	\$ 196,922.40	5	\$ 5,000.00	0	\$ -		\$ 201,922.40
CARROLL CO. LEARNING CENTER, INC.	\$ 182,153.22	5	\$ 5,000.00	0	\$ -		\$ 187,153.22
CAVE CITY SCHOOL DISTRICT	\$ 295,383.60	6	\$ 6,000.00	0	\$ -		\$ 301,383.60
CB KING MEMORIAL SCHOOL, INC.	\$ 98,461.20	3	\$ 3,000.00	0	\$ -		\$ 101,461.20
CEDAR RIDGE SCHOOL DISTRICT	\$ 393,844.80	13	\$ 13,000.00	0	\$ -		\$ 406,844.80
CENTRAL ARKANSAS DEVELOPMENT COUNCIL	\$ 516,921.30	70	\$ 70,000.00	1	\$ 500.00		\$ 587,421.30
CHARLESTON SCHOOL DISTRICT	\$ 98,461.20	5	\$ 5,000.00	0	\$ -		\$ 103,461.20
CLARENDON SCHOOL DISTRICT	\$ 167,384.04	6	\$ 6,000.00	1	\$ 500.00		\$ 173,884.04
CLEVELAND COUNTY SCHOOL DISTRICT	\$ 196,922.40	4	\$ 4,000.00	1	\$ 500.00	\$ 18,813.00	\$ 220,235.40
CLINTON PUBLIC SCHOOLS	\$ 246,153.00	7	\$ 7,000.00	1	\$ 500.00	\$ 9,400.00	\$ 263,053.00
CONCORD SCHOOL DISTRICT	\$ 418,460.10	16	\$ 16,000.00	1	\$ 500.00		\$ 434,960.10
CONWAY PUBLIC SCHOOL	\$ 886,150.80	18	\$ 18,000.00	0	\$ -		\$ 904,150.80
COUNTY LINE SCHOOL DISTRICT	\$ 98,461.20	3	\$ 3,000.00	0	\$ -		\$ 101,461.20
CROSSETT SCHOOL DISTRICT	\$ 393,844.80	13	\$ 13,000.00	0	\$ -		\$ 406,844.80
CROWLEY'S RIDGE EDUCATION COOPERATIVE	\$ 1,038,842.60	23	\$ 23,000.00	1	\$ 500.00		\$ 1,062,342.60
DANVILLE SCHOOL DISTRICT	\$ 196,922.40	4	\$ 4,000.00	0	\$ -		\$ 200,922.40
DAWSON EDUCATION COOPERATIVE	\$ 3,234,450.42	70	\$ 70,000.00	2	\$ 1,000.00		\$ 3,305,450.42
DAWSON EDUCATION COOPERATIVE HIPPI	\$ 195,810.48	5	\$ 5,000.00	0	\$ -		\$ 200,810.48
DECATUR PUBLIC SCHOOLS	\$ 172,307.10	3	\$ 3,000.00	2	\$ 1,000.00		\$ 176,307.10
DEQUEEN MENA EDUCATION COOPERATIVE	\$ 3,894,140.46	88	\$ 88,000.00	3	\$ 1,500.00		\$ 3,983,640.46
DEQUEEN MENA EDUCATION COOPERATIVE HIPPI	\$ 146,857.86	4	\$ 4,000.00	0	\$ -		\$ 150,857.86
DERMOTT SCHOOL DISTRICT	\$ 49,230.60	2	\$ 2,000.00	0	\$ -		\$ 51,230.60
DES ARC SCHOOL DISTRICT	\$ 98,461.20	3	\$ 3,000.00	0	\$ -		\$ 101,461.20
DEWITT SCHOOL DISTRICT	\$ 98,461.20	2	\$ 2,000.00	0	\$ -		\$ 100,461.20
DOLLARWAY SCHOOL DISTRICT	\$ 433,229.28	11	\$ 11,000.00	1	\$ 500.00		\$ 444,729.28
DREAM - JODY ABERNATHY	\$ 98,461.20	4	\$ 4,000.00	0	\$ -		\$ 102,461.20
DREW CENTRAL SCHOOL DISTRICT	\$ 295,383.60	6	\$ 6,000.00	1	\$ 500.00		\$ 301,883.60
DUMAS PUBLIC SCHOOLS	\$ 172,307.10	3	\$ 3,000.00	0	\$ -		\$ 175,307.10
EARLE SCHOOL DISTRICT	\$ 157,537.92	5	\$ 5,000.00	0	\$ -		\$ 162,537.92
EARLE SCHOOL DISTRICT HIPPI	\$ 108,783.60	4	\$ 4,000.00	0	\$ -		\$ 112,783.60
EARLY HORIZONS CDC	\$ 246,153.00	5	\$ 5,000.00	2	\$ 1,000.00		\$ 252,153.00
EAST END SCHOOL DISTRICT	\$ 147,691.80	4	\$ 4,000.00	0	\$ -	\$ 37,500.00	\$ 189,191.80
EAST POINSETT COUNTY SCHOOL DISTRICT	\$ 295,383.60	5	\$ 5,000.00	0	\$ -	\$ 9,027.00	\$ 309,410.60
EMMANUEL LEARNING CENTER	\$ 393,844.80	7	\$ 7,000.00	1	\$ 500.00		\$ 401,344.80
ERMER'S LEARNING ACADEMY	\$ 98,461.20	3	\$ 3,000.00	0	\$ -		\$ 101,461.20
EUREKA SPRINGS SCHOOL DISTRICT	\$ 196,922.40	4	\$ 4,000.00	1	\$ 500.00		\$ 201,422.40
EXPLORATION STATION, THE	\$ 127,999.56	3	\$ 3,000.00	0	\$ -		\$ 130,999.56
FAMILIES AND CHILDREN TOGETHER	\$ 984,612.00	21	\$ 21,000.00	0	\$ -		\$ 1,005,612.00
FAYETTEVILLE SCHOOL DISTRICT	\$ 590,767.20	15	\$ 15,000.00	0	\$ -	\$ 6,000.00	\$ 611,767.20



Name of School District, Coop, Charter School or other grantee	ADE Board Approved Amount (through January 2018)	ABC Credentialed Staff Funding		Staff Qualification Improvement Funds (Training)		ABC Innovation Grant per Agency	Total ADE Award Amount 2017-2018 (pending April 2018 ADE Board)
		Total #	Total Amount	Total #	Total Amount		
FIRST BAPTIST CHURCH EARLY CHILDHOOD CTR	\$ 196,922.40	2	\$ 2,000.00	1	\$ 500.00		\$ 199,422.40
FIRST PRESBYTERIAN CHURCH DC CTR	\$ 196,922.40	5	\$ 5,000.00	0	\$ -		\$ 201,922.40
FIRST STEP, INC.	\$ 98,461.20	3	\$ 3,000.00	0	\$ -		\$ 101,461.20
FLIPPIN SCHOOL DISTRICT	\$ 295,383.60	7	\$ 7,000.00	0	\$ -		\$ 302,383.60
FOCUS, INC.	\$ 196,922.40	3	\$ 3,000.00	0	\$ -		\$ 199,922.40
FORREST CITY SCHOOL DISTRICT	\$ 1,171,688.28	28	\$ 28,000.00	0	\$ -		\$ 1,199,688.28
FORT SMITH PUBLIC SCHOOLS	\$ 1,427,687.40	28	\$ 28,000.00	0	\$ -		\$ 1,455,687.40
FORT SMITH PUBLIC SCHOOLS PAT	\$ 150,483.98	5	\$ 5,000.00	0	\$ -		\$ 155,483.98
FOUKE PUBLIC SCHOOL	\$ 290,460.54	7	\$ 7,000.00	1	\$ 500.00		\$ 297,960.54
FRANK C. STEUDLEIN LEARNING CENTER	\$ 196,922.40	2	\$ 2,000.00	0	\$ -		\$ 198,922.40
FRIENDSHIP COMMUNITY CARE	\$ 694,151.46	18	\$ 18,000.00	13	\$ 6,500.00		\$ 718,651.46
GLEN ROSE PUBLIC SCHOOL	\$ 127,999.56	3	\$ 3,000.00	0	\$ -		\$ 130,999.56
GRAVETTE SCHOOL DISTRICT	\$ 246,153.00	6	\$ 6,000.00	1	\$ 500.00		\$ 252,653.00
GREENBRIER SCHOOL DISTRICT	\$ 295,383.60	7	\$ 7,000.00	0	\$ -		\$ 302,383.60
GREENBRIER SCHOOL DISTRICT HIPPIY	\$ 391,620.96	8	\$ 8,000.00	1	\$ 500.00		\$ 400,120.96
GREENE CO. TECH SCHOOL DISTRICT	\$ 689,228.40	25	\$ 25,000.00	2	\$ 1,000.00		\$ 715,228.40
GREENWOOD PRESCHOOL CENTER	\$ 393,844.80	8	\$ 8,000.00	1	\$ 500.00		\$ 402,344.80
GURDON SCHOOL DISTRICT	\$ 246,153.00	4	\$ 4,000.00	0	\$ -		\$ 250,153.00
GUY-PERKINS SCHOOL DISTRICT	\$ 73,845.90	1	\$ 1,000.00	0	\$ -		\$ 74,845.90
HACKETT SCHOOL DISTRICT	\$ 98,461.20	1	\$ 1,000.00	1	\$ 500.00		\$ 99,961.20
HAMBURG SCHOOL DISTRICT	\$ 689,228.40	15	\$ 15,000.00	0	\$ -		\$ 704,228.40
HAMPTON PUBLIC SCHOOLS	\$ 98,461.20	1	\$ 1,000.00	0	\$ -		\$ 99,461.20
HARRISON SCHOOL DISTRICT	\$ 295,383.60	7	\$ 7,000.00	0	\$ -		\$ 302,383.60
HAZEN SCHOOL DISTRICT	\$ 118,153.44	1	\$ 1,000.00	3	\$ 1,500.00		\$ 120,653.44
HEAD START CHILD & FAMILY SERVICES, INC.	\$ 182,153.22	6	\$ 6,000.00	0	\$ -		\$ 188,153.22
HEBER SPRINGS ELEMENTARY HIPPIY	\$ 108,783.60	4	\$ 4,000.00	0	\$ -		\$ 112,783.60
HELPING HAND CHILDCARE	\$ 147,691.80	3	\$ 3,000.00	0	\$ -		\$ 150,691.80
HERMITAGE SCHOOL DISTRICT	\$ 182,153.22	5	\$ 5,000.00	1	\$ 500.00		\$ 187,653.22
HIS LITTLE LAMBS FHDC	\$ 78,768.96	1	\$ 1,000.00	1	\$ 500.00		\$ 80,268.96
HOPE SCHOOL DISTRICT	\$ 787,689.60	13	\$ 13,000.00	2	\$ 1,000.00		\$ 801,689.60
HOT SPRINGS CHILD CARE CENTER	\$ 639,997.80	13	\$ 13,000.00	0	\$ -		\$ 652,997.80
HOT SPRINGS SCHOOL DISTRICT	\$ 295,383.60	6	\$ 6,000.00	0	\$ -		\$ 301,383.60
HOXIE SCHOOL DISTRICT	\$ 246,153.00	7	\$ 7,000.00	0	\$ -		\$ 253,153.00
HUNTSVILLE SCHOOL DISTRICT	\$ 172,307.10	5	\$ 5,000.00	0	\$ -		\$ 177,307.10
IN HIS IMAGE YOUTH DEVELOPMENT CENTER, INC.	\$ 836,920.20	16	\$ 16,000.00	2	\$ 1,000.00		\$ 853,920.20
INSPIRED COMMUNITIES PAT	\$ 85,213.82	5	\$ 5,000.00	0	\$ -		\$ 90,213.82
IZARD CO. CONSOLIDATED PRESCHOOL	\$ 147,691.80	4	\$ 4,000.00	0	\$ -		\$ 151,691.80
JACKSON CO. SCHOOL DISTRICT	\$ 393,844.80	11	\$ 11,000.00	0	\$ -		\$ 404,844.80
JACKSONVILLE NORTH PULASKI SCHOOL DISTRICT	\$ 1,476,918.00	33	\$ 33,000.00	1	\$ 500.00	\$ 20,000.00	\$ 1,530,418.00
JELLYBEAN JUNCTION PRESCHOOL, INC.	\$ 98,461.20	2	\$ 2,000.00	0	\$ -		\$ 100,461.20
JONESBORO SCHOOL DISTRICT	\$ 393,844.80	16	\$ 16,000.00	0	\$ -		\$ 409,844.80
JONESBORO URBAN RENEWAL HOUSING AUTHORITY	\$ 110,596.66	3	\$ 3,000.00	0	\$ -		\$ 113,596.66
KID TO KID CDC	\$ 98,461.20	1	\$ 1,000.00	2	\$ 1,000.00		\$ 100,461.20
KIDDIE KOLLEGE DAY CARE CENTER, INC.	\$ 221,537.70	7	\$ 7,000.00	0	\$ -		\$ 228,537.70
KIDS PLACE LEARNING CENTER	\$ 689,228.40	19	\$ 19,000.00	2	\$ 1,000.00		\$ 709,228.40
KIDS PLACE LEARNING CENTER HIPPIY	\$ 152,297.04	3	\$ 3,000.00	0	\$ -		\$ 155,297.04
KIPP DELTA	\$ 191,999.34	5	\$ 5,000.00	0	\$ -		\$ 196,999.34
KOSMIC KIDS LEARNING CENTER	\$ 98,461.20	3	\$ 3,000.00	0	\$ -		\$ 101,461.20
LAKESIDE (CHICOT) SCHOOL DISTRICT	\$ 393,844.80	8	\$ 8,000.00	0	\$ -		\$ 401,844.80
LAKESIDE (GARLAND) SCHOOL DISTRICT	\$ 359,383.38	11	\$ 11,000.00	0	\$ -		\$ 370,383.38
LAMAR SCHOOL DISTRICT	\$ 295,383.60	4	\$ 4,000.00	2	\$ 1,000.00		\$ 300,383.60
LAVACA SCHOOL DISTRICT	\$ 270,768.30	7	\$ 7,000.00	0	\$ -		\$ 277,768.30
LEAP FORWARD ACADEMY INC	\$ 98,461.20	2	\$ 2,000.00	0	\$ -		\$ 100,461.20
LEE COUNTY SCHOOL DISTRICT	\$ 295,383.60	7	\$ 7,000.00	0	\$ -		\$ 302,383.60
LIL MOTIVATORS ACADEMY	\$ 98,461.20	3	\$ 3,000.00	0	\$ -		\$ 101,461.20
LINCOLN CHILD CARE CENTER	\$ 374,152.56	8	\$ 8,000.00	0	\$ -		\$ 382,152.56
LINCOLN SCHOOL DISTRICT	\$ 196,922.40	3	\$ 3,000.00	2	\$ 1,000.00		\$ 200,922.40
LITTLE BITTY CITY DAYCARE/PRESCHOOL	\$ 98,461.20	5	\$ 5,000.00	0	\$ -		\$ 103,461.20
LITTLE ROCK SCHOOL DISTRICT	\$ 5,695,980.42	151	\$ 151,000.00	20	\$ 10,000.00	\$ 37,500.00	\$ 5,894,480.42
LITTLE SCHOLARS ACADEMY OF MAUMELLE	\$ 98,461.20	3	\$ 3,000.00	0	\$ -		\$ 101,461.20
LITTLE ZION LEARNING CENTER	\$ 98,461.20	1	\$ 1,000.00	1	\$ 500.00		\$ 99,961.20
LONDON BRIDGES CHILD CARE	\$ 98,461.20	2	\$ 2,000.00	0	\$ -		\$ 100,461.20
LONOKE SCHOOL DISTRICT	\$ 196,922.40	4	\$ 4,000.00	1	\$ 500.00		\$ 201,422.40
MAGAZINE SCHOOL DISTRICT	\$ 221,537.70	7	\$ 7,000.00	0	\$ -		\$ 228,537.70
MAGNOLIA SCHOOL DISTRICT	\$ 590,767.20	12	\$ 12,000.00	1	\$ 500.00		\$ 603,267.20
MAINSTREET KIDS	\$ 295,383.60	3	\$ 3,000.00	3	\$ 1,500.00		\$ 299,883.60
MAMMOTH SPRING SCHOOL DISTRICT	\$ 177,230.16	4	\$ 4,000.00	0	\$ -		\$ 181,230.16
MANILA SCHOOL DISTRICT	\$ 196,922.40	7	\$ 7,000.00	0	\$ -		\$ 203,922.40
MANSFIELD ABC	\$ 295,383.60	7	\$ 7,000.00	0	\$ -	\$ 6,000.00	\$ 308,383.60
MARMADUKE SCHOOL DISTRICT	\$ 137,845.68	5	\$ 5,000.00	0	\$ -		\$ 142,845.68
MARVELL - ELAINE SCHOOL DISTRICT	\$ 147,691.80	4	\$ 4,000.00	0	\$ -		\$ 151,691.80
MAYFLOWER SCHOOL DISTRICT	\$ 147,691.80	3	\$ 3,000.00	1	\$ 500.00		\$ 151,191.80




Name of School District, Coop, Charter School or other grantee	ADE Board Approved Amount (through January 2018)	ABC Credentialed Staff Funding		Staff Qualification Improvement Funds (Training)		ABC Innovation Grant per Agency	Total ADE Award Amount 2017-2018 (pending April 2018 ADE Board)
		Total #	Total Amount	Total #	Total Amount		
FIRST BAPTIST CHURCH EARLY CHILDHOOD CTR	\$ 196,922.40	2	\$ 2,000.00	1	\$ 500.00		\$ 199,422.40
FIRST PRESBYTERIAN CHURCH DC CTR	\$ 196,922.40	5	\$ 5,000.00	0	\$ -		\$ 201,922.40
FIRST STEP, INC.	\$ 98,461.20	3	\$ 3,000.00	0	\$ -		\$ 101,461.20
FLIPPIN SCHOOL DISTRICT	\$ 295,383.60	7	\$ 7,000.00	0	\$ -		\$ 302,383.60
FOCUS, INC.	\$ 196,922.40	3	\$ 3,000.00	0	\$ -		\$ 199,922.40
FORREST CITY SCHOOL DISTRICT	\$ 1,171,688.28	28	\$ 28,000.00	0	\$ -		\$ 1,199,688.28
FORT SMITH PUBLIC SCHOOLS	\$ 1,427,687.40	28	\$ 28,000.00	0	\$ -		\$ 1,455,687.40
FORT SMITH PUBLIC SCHOOLS PAT	\$ 150,483.98	5	\$ 5,000.00	0	\$ -		\$ 155,483.98
FOUKE PUBLIC SCHOOL	\$ 290,460.54	7	\$ 7,000.00	1	\$ 500.00		\$ 297,960.54
FRANK C. STEUDLEIN LEARNING CENTER	\$ 196,922.40	2	\$ 2,000.00	0	\$ -		\$ 198,922.40
FRIENDSHIP COMMUNITY CARE	\$ 694,151.46	18	\$ 18,000.00	13	\$ 6,500.00		\$ 718,651.46
GLEN ROSE PUBLIC SCHOOL	\$ 127,999.56	3	\$ 3,000.00	0	\$ -		\$ 130,999.56
GRAVETTE SCHOOL DISTRICT	\$ 246,153.00	6	\$ 6,000.00	1	\$ 500.00		\$ 252,653.00
GREENBRIER SCHOOL DISTRICT	\$ 295,383.60	7	\$ 7,000.00	0	\$ -		\$ 302,383.60
GREENBRIER SCHOOL DISTRICT HIPPIY	\$ 391,620.96	8	\$ 8,000.00	1	\$ 500.00		\$ 400,120.96
GREENE CO. TECH SCHOOL DISTRICT	\$ 689,228.40	25	\$ 25,000.00	2	\$ 1,000.00		\$ 715,228.40
GREENWOOD PRESCHOOL CENTER	\$ 393,844.80	8	\$ 8,000.00	1	\$ 500.00		\$ 402,344.80
GURDON SCHOOL DISTRICT	\$ 246,153.00	4	\$ 4,000.00	0	\$ -		\$ 250,153.00
GUY-PERKINS SCHOOL DISTRICT	\$ 73,845.90	1	\$ 1,000.00	0	\$ -		\$ 74,845.90
HACKETT SCHOOL DISTRICT	\$ 98,461.20	1	\$ 1,000.00	1	\$ 500.00		\$ 99,961.20
HAMBURG SCHOOL DISTRICT	\$ 689,228.40	15	\$ 15,000.00	0	\$ -		\$ 704,228.40
HAMPTON PUBLIC SCHOOLS	\$ 98,461.20	1	\$ 1,000.00	0	\$ -		\$ 99,461.20
HARRISON SCHOOL DISTRICT	\$ 295,383.60	7	\$ 7,000.00	0	\$ -		\$ 302,383.60
HAZEN SCHOOL DISTRICT	\$ 118,153.44	1	\$ 1,000.00	3	\$ 1,500.00		\$ 120,653.44
HEAD START CHILD & FAMILY SERVICES, INC.	\$ 182,153.22	6	\$ 6,000.00	0	\$ -		\$ 188,153.22
HEBER SPRINGS ELEMENTARY HIPPIY	\$ 108,783.60	4	\$ 4,000.00	0	\$ -		\$ 112,783.60
HELPING HAND CHILDCARE	\$ 147,691.80	3	\$ 3,000.00	0	\$ -		\$ 150,691.80
HERMITAGE SCHOOL DISTRICT	\$ 182,153.22	5	\$ 5,000.00	1	\$ 500.00		\$ 187,653.22
HIS LITTLE LAMBS FHDC	\$ 78,768.96	1	\$ 1,000.00	1	\$ 500.00		\$ 80,268.96
HOPE SCHOOL DISTRICT	\$ 787,689.60	13	\$ 13,000.00	2	\$ 1,000.00		\$ 801,689.60
HOT SPRINGS CHILD CARE CENTER	\$ 639,997.80	13	\$ 13,000.00	0	\$ -		\$ 652,997.80
HOT SPRINGS SCHOOL DISTRICT	\$ 295,383.60	6	\$ 6,000.00	0	\$ -		\$ 301,383.60
HOXIE SCHOOL DISTRICT	\$ 246,153.00	7	\$ 7,000.00	0	\$ -		\$ 253,153.00
HUNTSVILLE SCHOOL DISTRICT	\$ 172,307.10	5	\$ 5,000.00	0	\$ -		\$ 177,307.10
IN HIS IMAGE YOUTH DEVELOPMENT CENTER, INC.	\$ 836,920.20	16	\$ 16,000.00	2	\$ 1,000.00		\$ 853,920.20
INSPIRED COMMUNITIES PAT	\$ 85,213.82	5	\$ 5,000.00	0	\$ -		\$ 90,213.82
IZARD CO. CONSOLIDATED PRESCHOOL	\$ 147,691.80	4	\$ 4,000.00	0	\$ -		\$ 151,691.80
JACKSON CO. SCHOOL DISTRICT	\$ 393,844.80	11	\$ 11,000.00	0	\$ -		\$ 404,844.80
JACKSONVILLE NORTH PULASKI SCHOOL DISTRICT	\$ 1,476,918.00	33	\$ 33,000.00	1	\$ 500.00	\$ 20,000.00	\$ 1,530,418.00
JELLYBEAN JUNCTION PRESCHOOL, INC.	\$ 98,461.20	2	\$ 2,000.00	0	\$ -		\$ 100,461.20
JONESBORO SCHOOL DISTRICT	\$ 393,844.80	16	\$ 16,000.00	0	\$ -		\$ 409,844.80
JONESBORO URBAN RENEWAL HOUSING AUTHORITY	\$ 110,596.66	3	\$ 3,000.00	0	\$ -		\$ 113,596.66
KID TO KID CDC	\$ 98,461.20	1	\$ 1,000.00	2	\$ 1,000.00		\$ 100,461.20
KIDDIE KOLLEGE DAY CARE CENTER, INC.	\$ 221,537.70	7	\$ 7,000.00	0	\$ -		\$ 228,537.70
KIDS PLACE LEARNING CENTER	\$ 689,228.40	19	\$ 19,000.00	2	\$ 1,000.00		\$ 709,228.40
KIDS PLACE LEARNING CENTER HIPPIY	\$ 152,297.04	3	\$ 3,000.00	0	\$ -		\$ 155,297.04
KIPP DELTA	\$ 191,999.34	5	\$ 5,000.00	0	\$ -		\$ 196,999.34
KOSMIC KIDS LEARNING CENTER	\$ 98,461.20	3	\$ 3,000.00	0	\$ -		\$ 101,461.20
LAKESIDE (CHICOT) SCHOOL DISTRICT	\$ 393,844.80	8	\$ 8,000.00	0	\$ -		\$ 401,844.80
LAKESIDE (GARLAND) SCHOOL DISTRICT	\$ 359,383.38	11	\$ 11,000.00	0	\$ -		\$ 370,383.38
LAMAR SCHOOL DISTRICT	\$ 295,383.60	4	\$ 4,000.00	2	\$ 1,000.00		\$ 300,383.60
LAVACA SCHOOL DISTRICT	\$ 270,768.30	7	\$ 7,000.00	0	\$ -		\$ 277,768.30
LEAP FORWARD ACADEMY INC	\$ 98,461.20	2	\$ 2,000.00	0	\$ -		\$ 100,461.20
LEE COUNTY SCHOOL DISTRICT	\$ 295,383.60	7	\$ 7,000.00	0	\$ -		\$ 302,383.60
LIL MOTIVATORS ACADEMY	\$ 98,461.20	3	\$ 3,000.00	0	\$ -		\$ 101,461.20
LINCOLN CHILD CARE CENTER	\$ 374,152.56	8	\$ 8,000.00	0	\$ -		\$ 382,152.56
LINCOLN SCHOOL DISTRICT	\$ 196,922.40	3	\$ 3,000.00	2	\$ 1,000.00		\$ 200,922.40
LITTLE BITTY CITY DAYCARE/PRESCHOOL	\$ 98,461.20	5	\$ 5,000.00	0	\$ -		\$ 103,461.20
LITTLE ROCK SCHOOL DISTRICT	\$ 5,695,980.42	151	\$ 151,000.00	20	\$ 10,000.00	\$ 37,500.00	\$ 5,894,480.42
LITTLE SCHOLARS ACADEMY OF MAUMELLE	\$ 98,461.20	3	\$ 3,000.00	0	\$ -		\$ 101,461.20
LITTLE ZION LEARNING CENTER	\$ 98,461.20	1	\$ 1,000.00	1	\$ 500.00		\$ 99,961.20
LONDON BRIDGES CHILD CARE	\$ 98,461.20	2	\$ 2,000.00	0	\$ -		\$ 100,461.20
LONOKE SCHOOL DISTRICT	\$ 196,922.40	4	\$ 4,000.00	1	\$ 500.00		\$ 201,422.40
MAGAZINE SCHOOL DISTRICT	\$ 221,537.70	7	\$ 7,000.00	0	\$ -		\$ 228,537.70
MAGNOLIA SCHOOL DISTRICT	\$ 590,767.20	12	\$ 12,000.00	1	\$ 500.00		\$ 603,267.20
MAINSTREET KIDS	\$ 295,383.60	3	\$ 3,000.00	3	\$ 1,500.00		\$ 299,883.60
MAMMOTH SPRING SCHOOL DISTRICT	\$ 177,230.16	4	\$ 4,000.00	0	\$ -		\$ 181,230.16
MANILA SCHOOL DISTRICT	\$ 196,922.40	7	\$ 7,000.00	0	\$ -		\$ 203,922.40
MANSFIELD ABC	\$ 295,383.60	7	\$ 7,000.00	0	\$ -	\$ 6,000.00	\$ 308,383.60
MARMADUKE SCHOOL DISTRICT	\$ 137,845.68	5	\$ 5,000.00	0	\$ -		\$ 142,845.68
MARVELL - ELAINE SCHOOL DISTRICT	\$ 147,691.80	4	\$ 4,000.00	0	\$ -		\$ 151,691.80
MAYFLOWER SCHOOL DISTRICT	\$ 147,691.80	3	\$ 3,000.00	1	\$ 500.00		\$ 151,191.80



Name of School District, Coop, Charter School or other grantee	ADE Board Approved Amount (through January 2018)	ABC Credentialed Staff Funding		Staff Qualification Improvement Funds (Training)		ABC Innovation Grant per Agency	Total ADE Award Amount 2017-2018 (pending April 2018 ADE Board)
		Total #	Total Amount	Total #	Total Amount		
MCCRORY SCHOOL DISTRICT	\$ 98,461.20	2	\$ 2,000.00	1	\$ 500.00		\$ 100,961.20
MCGEEH SCHOOL DISTRICT	\$ 295,383.60	6	\$ 6,000.00	0	\$ -		\$ 301,383.60
MELBOURNE SCHOOL DISTRICT	\$ 200,661.20	4	\$ 4,000.00	0	\$ -		\$ 204,661.20
MIDLAND SCHOOL DISTRICT	\$ 295,383.60	10	\$ 10,000.00	0	\$ -	\$ 10,000.00	\$ 315,383.60
MISSISSIPPI CO. AR ECONOMIC OPPORTUNITY COM-HIPP	\$ 1,555,686.96	3	\$ 3,000.00	0	\$ -		\$ 1,558,686.96
MISSISSIPPI CO. AR ECONOMIC OPPORTUNITY COMM-CB	\$ 65,270.16	52	\$ 52,000.00	0	\$ -		\$ 117,270.16
MONTICELLO SCHOOL DISTRICT	\$ 248,653.00	7	\$ 7,000.00	0	\$ -		\$ 255,653.00
MOUNTAIN VIEW SCHOOL DISTRICT	\$ 246,153.00	5	\$ 5,000.00	1	\$ 500.00		\$ 251,653.00
MOUNTAINBURG SCHOOL DISTRICT	\$ 196,922.40	5	\$ 5,000.00	0	\$ -		\$ 201,922.40
MT. VERNON - ENOLA SCHOOL DISTRICT	\$ 98,461.20	3	\$ 3,000.00	0	\$ -		\$ 101,461.20
MULBERRY SCHOOL DISTRICT	\$ 196,922.40	4	\$ 4,000.00	1	\$ 500.00		\$ 201,422.40
MY FIRST SCHOOL JACKSONVILLE INC.	\$ 118,153.44	3	\$ 3,000.00	0	\$ -		\$ 121,153.44
NEMO VISTA SCHOOL DISTRICT	\$ 98,461.20	4	\$ 4,000.00	1	\$ 500.00		\$ 102,961.20
NETTLETON SCHOOL DISTRICT	\$ 443,075.40	14	\$ 14,000.00	0	\$ -	\$ 10,303.00	\$ 467,378.40
NEWPORT SCHOOL DISTRICT	\$ 521,844.36	7	\$ 7,000.00	6	\$ 3,000.00		\$ 531,844.36
NORTH LITTLE ROCK SCHOOL DISTRICT	\$ 2,875,067.04	38	\$ 38,000.00	0	\$ -	\$ 10,000.00	\$ 2,923,067.04
NORTHCENTRAL ARKANSAS DEVELOPMENT COUNCIL	\$ 196,922.40	4	\$ 4,000.00	0	\$ -		\$ 200,922.40
NORTHEAST AR EDUCATION COOPERATIVE	\$ 1,240,611.12	32	\$ 32,000.00	3	\$ 1,500.00		\$ 1,274,111.12
NORTHEAST AR EDUCATION COOPERATIVE HIPPIY	\$ 299,154.90	7	\$ 7,000.00	1	\$ 500.00		\$ 306,654.90
OMAHA SCHOOL DISTRICT	\$ 196,922.40	6	\$ 6,000.00	0	\$ -		\$ 202,922.40
OPEN ARMS/ NOAH'S ARK PRESCHOOL	\$ 295,383.60	7	\$ 7,000.00	0	\$ -		\$ 302,383.60
OSCEOLA SCHOOL DISTRICT	\$ 295,383.60	9	\$ 9,000.00	0	\$ -		\$ 304,383.60
OUACHITA INDUSTRIES, INC.	\$ 196,922.40	4	\$ 4,000.00	1	\$ 500.00	\$ 4,875.00	\$ 206,297.40
OUR COOPERATIVE	\$ 1,644,378.98	43	\$ 43,000.00	1	\$ 500.00	\$ 45,000.00	\$ 1,732,878.98
OUR COOPERATIVE HIPPIY	\$ 498,591.50	13	\$ 13,000.00	0	\$ -		\$ 511,591.50
OUR HOUSE INC	\$ 98,461.20	3	\$ 3,000.00	1	\$ 500.00	\$ 12,212.00	\$ 114,173.20
OZARK OPPORTUNITIES INC	\$ 250,653.00	7	\$ 7,000.00	0	\$ -		\$ 257,653.00
OZARK SCHOOL DISTRICT	\$ 196,922.40	5	\$ 5,000.00	0	\$ -		\$ 201,922.40
PALESTINE - WHEATLEY SCHOOL DISTRICT	\$ 147,691.80	3	\$ 3,000.00	2	\$ 1,000.00		\$ 151,691.80
PANGBURN SCHOOL DISTRICT	\$ 132,922.62	4	\$ 4,000.00	0	\$ -		\$ 136,922.62
PARAGOULD SCHOOL DISTRICT	\$ 620,305.56	34	\$ 34,000.00	0	\$ -		\$ 654,305.56
PARIS SCHOOL DISTRICT	\$ 319,998.90	8	\$ 8,000.00	0	\$ -		\$ 327,998.90
PINE BLUFF SCHOOL DISTRICT	\$ 393,844.80	9	\$ 9,000.00	0	\$ -		\$ 402,844.80
PLAY SCHOOL DAY CARE CENTER, INC.	\$ 615,382.50	23	\$ 23,000.00	0	\$ -		\$ 638,382.50
POCAHONTAS SCHOOL DISTRICT	\$ 196,922.40	7	\$ 7,000.00	0	\$ -		\$ 203,922.40
PRESCOTT/NEVADA COUNTY SPECIAL SVS, INC.	\$ 137,845.68	5	\$ 5,000.00	2	\$ 1,000.00		\$ 143,845.68
PULASKI CO. SPECIAL SCHOOL DISTRICT	\$ 2,313,838.20	43	\$ 43,000.00	0	\$ -		\$ 2,356,838.20
QUALITY CHILD CARE	\$ 393,844.80	5	\$ 5,000.00	3	\$ 1,500.00		\$ 400,344.80
QUITMAN SCHOOL DISTRICT PAT	\$ 81,587.70	2	\$ 2,000.00	0	\$ -		\$ 83,587.70
RAINBOW OF CHALLENGES, INC./SCHOOL OF HOPE	\$ 196,922.40	10	\$ 10,000.00	0	\$ -		\$ 206,922.40
RIVERCREST SCHOOL DISTRICT	\$ 147,691.80	5	\$ 5,000.00	0	\$ -		\$ 152,691.80
RIVERVIEW KENSETT SCHOOL DISTRICT	\$ 196,922.40	4	\$ 4,000.00	0	\$ -		\$ 200,922.40
ROCKET ZONE PRESCHOOL	\$ 98,461.20	1	\$ 1,000.00	0	\$ -		\$ 99,461.20
ROGERS SCHOOL DISTRICT	\$ 1,378,456.80	35	\$ 35,000.00	0	\$ -		\$ 1,413,456.80
ROGERS SCHOOL DISTRICT HIPPIY	\$ 152,297.04	4	\$ 4,000.00	0	\$ -		\$ 156,297.04
ROSE BUD SCHOOL DISTRICT	\$ 88,615.08	2	\$ 2,000.00	0	\$ -		\$ 90,615.08
RURAL EDUCATIONAL HERITAGE	\$ 98,461.20	2	\$ 2,000.00	0	\$ -		\$ 100,461.20
RUSSELLVILLE SCHOOL DISTRICT	\$ 807,381.84	27	\$ 27,000.00	3	\$ 1,500.00		\$ 835,881.84
SANDY'S DAYCARE	\$ 88,615.08	1	\$ 1,000.00	1	\$ 500.00		\$ 90,115.08
SCHOLASTIC ACADEMY	\$ 295,383.60	7	\$ 7,000.00	0	\$ -		\$ 302,383.60
SEACBEC/WARREN ABC	\$ 590,767.20	13	\$ 13,000.00	1	\$ 500.00		\$ 604,267.20
SEARCY CO. SCHOOL DISTRICT	\$ 196,922.40	6	\$ 6,000.00	1	\$ 500.00		\$ 203,422.40
SHERIDAN SCHOOL DISTRICT	\$ 393,844.80	8	\$ 8,000.00	1	\$ 500.00		\$ 402,344.80
SILAM SPRINGS SCHOOL DISTRICT	\$ 689,228.40	12	\$ 12,000.00	4	\$ 2,000.00		\$ 703,228.40
SMACKOVER SCHOOL DISTRICT	\$ 295,383.60	10	\$ 10,000.00	0	\$ -		\$ 305,383.60
SMALL WORLD PRESCHOOL	\$ 393,844.80	9	\$ 9,000.00	1	\$ 500.00		\$ 403,344.80
SOUTH AR DEV CENTER FOR CHILDREN/FAM	\$ 295,383.60	7	\$ 7,000.00	0	\$ -		\$ 302,383.60
SOUTH CENTRAL SERVICE COOPERATIVE	\$ 984,612.00	19	\$ 19,000.00	6	\$ 3,000.00	\$ 32,870.00	\$ 1,039,482.00
SOUTH CONWAY CO./MORRILTON	\$ 393,844.80	9	\$ 9,000.00	0	\$ -		\$ 402,844.80
SOUTH SIDE SCHOOL DISTRICT BEE BRANCH	\$ 98,461.20	4	\$ 4,000.00	0	\$ -		\$ 102,461.20
SOUTHEAST AR EDUCATION COOPERATIVE HIPPIY	\$ 1,015,313.60	24	\$ 24,000.00	1	\$ 500.00		\$ 1,039,813.60
SOUTHSIDE SCHOOL DISTRICT	\$ 433,229.28	19	\$ 19,000.00	1	\$ 500.00		\$ 452,729.28
SOUTHSIDE SCHOOL DISTRICT HIPPIY	\$ 154,110.10	4	\$ 4,000.00	1	\$ 500.00		\$ 158,610.10
SOUTHWEST AR. EDUCATION COOPERATIVE	\$ 98,461.20	1	\$ 1,000.00	0	\$ -		\$ 99,461.20
SOUTHWEST AR. EDUCATION COOPERATIVE HIPPIY	\$ 150,483.98	4	\$ 4,000.00	0	\$ -		\$ 154,483.98
SPRINGDALE SCHOOL DISTRICT	\$ 3,180,296.76	60	\$ 60,000.00	2	\$ 1,000.00		\$ 3,241,296.76
STAR CITY SCHOOL DISTRICT	\$ 270,768.30	7	\$ 7,000.00	0	\$ -		\$ 277,768.30
STRAIGHTWAY PRESCHOOL ACADEMY	\$ 98,461.20	3	\$ 3,000.00	0	\$ -		\$ 101,461.20
STUTTGART SCHOOL DISTRICT/PARK AVENUE	\$ 211,691.58	6	\$ 6,000.00	1	\$ 500.00		\$ 218,191.58
SUNSHINE SCHOOL & DEVELOPMENT CENTER	\$ 201,845.46	7	\$ 7,000.00	1	\$ 500.00		\$ 209,345.46
SUNSHINE SCHOOL & DEVELOPMENT CENTER HIPPIY	\$ 108,783.60	3	\$ 3,000.00	0	\$ -		\$ 111,783.60
SW ARKANSAS COMMUNITY DEVELOPMENT	\$ 147,691.80	4	\$ 4,000.00	0	\$ -		\$ 151,691.80




Name of School District, Coop, Charter School or other grantee	ADE Board Approved Amount (through January 2018)	ABC Credentialed Staff Funding		Staff Qualification Improvement Funds (Training)		ABC Innovation Grant per Agency	Total ADE Award Amount 2017-2018 (pending April 2018 ADE Board)
		Total #	Total Amount	Total #	Total Amount		
TEXARKANA ARANSAS SCHOOL DISTRICT # 7	\$ 797,535.72	19	\$ 19,000.00	0	\$ -		\$ 816,535.72
TRUMANN SCHOOL DISTRICT	\$ 393,844.80	8	\$ 8,000.00	2	\$ 1,000.00		\$ 402,844.80
TWO RIVERS SCHOOL DISTRICT	\$ 383,998.68	10	\$ 10,000.00	1	\$ 500.00		\$ 394,498.68
UNIVERSITY OF ARKANSAS AT PINE BLUFF	\$ 142,768.74	4	\$ 4,000.00	0	\$ -		\$ 146,768.74
VALLEY VIEW SCHOOL DISTRICT	\$ 295,383.60	11	\$ 11,000.00	0	\$ -		\$ 306,383.60
VAN BUREN SCHOOL DISTRICT	\$ 492,306.00	12	\$ 12,000.00	0	\$ -		\$ 504,306.00
VILONIA SCHOOL DISTRICT	\$ 492,306.00	12	\$ 12,000.00	0	\$ -		\$ 504,306.00
WALDRON SCHOOL DISTRICT	\$ 526,767.42	11	\$ 11,000.00	2	\$ 1,000.00		\$ 538,767.42
WEST MEMPHIS SCHOOL DISTRICT	\$ 443,075.40	10	\$ 10,000.00	1	\$ 500.00		\$ 453,575.40
WEST MEMPHIS SCHOOL DISTRICT HIPPIY	\$ 271,959.00	3	\$ 3,000.00	2	\$ 1,000.00		\$ 275,959.00
WEST SIDE CONSOLIDATED SCHOOL DISTRICT	\$ 172,307.10	7	\$ 7,000.00	0	\$ -		\$ 179,307.10
WEST SIDE SCHOOL DISTRICT @ GREERS FERRY	\$ 98,461.20	4	\$ 4,000.00	0	\$ -		\$ 102,461.20
WESTERN ARKANSAS CHILD DEVELOPMENT	\$ 1,476,918.00	38	\$ 38,000.00	6	\$ 3,000.00		\$ 1,517,918.00
WESTERN YELL CO. SCHOOL DISTRICT	\$ 147,691.80	3	\$ 3,000.00	0	\$ -		\$ 150,691.80
WESTSIDE SCHOOL DISTRICT/HARTMAN	\$ 98,461.20	2	\$ 2,000.00	0	\$ -		\$ 100,461.20
WHITE CO. CENTRAL SCHOOL DISTRICT	\$ 196,922.40	3	\$ 3,000.00	1	\$ 500.00		\$ 200,422.40
WHITE RIVER PRESCHOOL	\$ 98,461.20	1	\$ 1,000.00	0	\$ -		\$ 99,461.20
WILBUR MILLS ED SERV COOP HIPPIY	\$ 1,434,130.46	33	\$ 33,000.00	4	\$ 2,000.00		\$ 1,469,130.46
WONDERVIEW SCHOOL DISTRICT	\$ 98,461.20	3	\$ 3,000.00	0	\$ -		\$ 101,461.20
15TH STREET CHURCH OF GOD	\$ 295,383.60	5	\$ 5,000.00	1	\$ 500.00		\$ 300,883.60
BRIGHT BEGINNINGS/NORTH LITTLE ROCK	\$ 295,383.60	6	\$ 6,000.00	2	\$ 1,000.00		\$ 302,383.60
CATHY'S SWEET DUMPLINGS DAYCARE/PRESCHOOL	\$ 49,230.60	3	\$ 3,000.00	0	\$ -		\$ 52,230.60
DEBBIE MAYS/BRIGHT BEGINNINGS FHDC	\$ 78,768.96	1	\$ 1,000.00	1	\$ 500.00		\$ 80,268.96
GROWING GOD'S KINGDOM	\$ 443,075.40	12	\$ 12,000.00	2	\$ 1,000.00		\$ 456,075.40
HEAD OF THE CLASS	\$ 196,922.40	4	\$ 4,000.00	0	\$ -		\$ 200,922.40
LINDA A. ADAMS/THE HUNNY TREE FHDC	\$ 49,230.60	0	\$ -	1	\$ 500.00		\$ 49,730.60
LITTLE KIDS PRESCHOOL INC.	\$ 167,384.04	5	\$ 5,000.00	0	\$ -		\$ 172,384.04
LITTLE SCHOLARS LEARNING ACADEMY & DAYCARE, INC	\$ 98,461.20	1	\$ 1,000.00	0	\$ -		\$ 99,461.20
MISS MARY'S PRESCHOOL FHDC (Mary Studebaker)	\$ 49,230.60	0	\$ -	1	\$ 500.00		\$ 49,730.60
MOTHER GOOSE (Butler, Verlin)	\$ 88,615.08	3	\$ 3,000.00	0	\$ -		\$ 91,615.08
MOTHER'S TOUCH DAY CARE FHDC (Rita Neve)	\$ 78,768.96	2	\$ 2,000.00	0	\$ -		\$ 80,768.96
MRS. KIM'S FHDC (Taylor Kimberly)	\$ 49,230.60	1	\$ 1,000.00	1	\$ 500.00		\$ 50,730.60
MRS. MELISSA'S PRESCHOOL FHDC (Melissa J. Donahoe)	\$ 49,230.60	0	\$ -	1	\$ 500.00		\$ 49,730.60
MRS. SHA'S FHDC (Shalynn Lane)	\$ 49,230.60	0	\$ -	1	\$ 500.00		\$ 49,730.60
PHYLLIS MOBLEY DBA P-NUTS PLAYHOUSE FHDC	\$ 24,615.30	1	\$ 1,000.00	0	\$ -		\$ 25,615.30
SANDRA MCNAUGHTON/HUGS N TUGS FHDC	\$ 63,999.78	2	\$ 2,000.00	0	\$ -		\$ 65,999.78
STEPPING STONE	\$ 98,461.20	3	\$ 3,000.00	0	\$ -		\$ 101,461.20
TENDER LOVING CARE EARLY LEARNING CENTER	\$ 393,844.80	8	\$ 8,000.00	1	\$ 500.00		\$ 402,344.80
WYNNE COMMUNITY ENLIGHTENMENT	\$ 221,537.70	5	\$ 5,000.00	0	\$ -		\$ 226,537.70
	ABC Slot Funding Total	Credential Number	Credential Amount	Training Number	Training Amount	Total Innovation Grant	Grant Total
	\$ 102,757,439.86	2540	\$ 2,540,000.00	205	\$ 102,500.00	\$ 357,500.00	\$ 105,757,439.86





Name of School District, Coop, Charter School or other grantee	ADE Board Approved Amount (through January 2018)	ABC Credentialed Staff Funding		Staff Qualification Improvement Funds (Training)		ABC Innovation Grant per Agency	Total ADE Award Amount 2017-2018 (pending April 2018 ADE Board)
		Total #	Total Amount	Total #	Total Amount		
TEXARKANA ARANSAS SCHOOL DISTRICT # 7	\$ 797,535.72	19	\$ 19,000.00	0	\$ -		\$ 816,535.72
TRUMANN SCHOOL DISTRICT	\$ 393,844.80	8	\$ 8,000.00	2	\$ 1,000.00		\$ 402,844.80
TWO RIVERS SCHOOL DISTRICT	\$ 383,998.68	10	\$ 10,000.00	1	\$ 500.00		\$ 394,498.68
UNIVERSITY OF ARKANSAS AT PINE BLUFF	\$ 142,768.74	4	\$ 4,000.00	0	\$ -		\$ 146,768.74
VALLEY VIEW SCHOOL DISTRICT	\$ 295,383.60	11	\$ 11,000.00	0	\$ -		\$ 306,383.60
VAN BUREN SCHOOL DISTRICT	\$ 492,306.00	12	\$ 12,000.00	0	\$ -		\$ 504,306.00
VILONIA SCHOOL DISTRICT	\$ 492,306.00	12	\$ 12,000.00	0	\$ -		\$ 504,306.00
WALDRON SCHOOL DISTRICT	\$ 526,767.42	11	\$ 11,000.00	2	\$ 1,000.00		\$ 538,767.42
WEST MEMPHIS SCHOOL DISTRICT	\$ 443,075.40	10	\$ 10,000.00	1	\$ 500.00		\$ 453,575.40
WEST MEMPHIS SCHOOL DISTRICT HIPPIY	\$ 271,959.00	3	\$ 3,000.00	2	\$ 1,000.00		\$ 275,959.00
WEST SIDE CONSOLIDATED SCHOOL DISTRICT	\$ 172,307.10	7	\$ 7,000.00	0	\$ -		\$ 179,307.10
WEST SIDE SCHOOL DISTRICT @ GREERS FERRY	\$ 98,461.20	4	\$ 4,000.00	0	\$ -		\$ 102,461.20
WESTERN ARKANSAS CHILD DEVELOPMENT	\$ 1,476,918.00	38	\$ 38,000.00	6	\$ 3,000.00		\$ 1,517,918.00
WESTERN YELL CO. SCHOOL DISTRICT	\$ 147,691.80	3	\$ 3,000.00	0	\$ -		\$ 150,691.80
WESTSIDE SCHOOL DISTRICT/HARTMAN	\$ 98,461.20	2	\$ 2,000.00	0	\$ -		\$ 100,461.20
WHITE CO. CENTRAL SCHOOL DISTRICT	\$ 196,922.40	3	\$ 3,000.00	1	\$ 500.00		\$ 200,422.40
WHITE RIVER PRESCHOOL	\$ 98,461.20	1	\$ 1,000.00	0	\$ -		\$ 99,461.20
WILBUR MILLS ED SERV COOP HIPPIY	\$ 1,434,130.46	33	\$ 33,000.00	4	\$ 2,000.00		\$ 1,469,130.46
WONDERVIEW SCHOOL DISTRICT	\$ 98,461.20	3	\$ 3,000.00	0	\$ -		\$ 101,461.20
15TH STREET CHURCH OF GOD	\$ 295,383.60	5	\$ 5,000.00	1	\$ 500.00		\$ 300,883.60
BRIGHT BEGINNINGS/NORTH LITTLE ROCK	\$ 295,383.60	6	\$ 6,000.00	2	\$ 1,000.00		\$ 302,383.60
CATHY'S SWEET DUMPLINGS DAYCARE/PRESCHOOL	\$ 49,230.60	3	\$ 3,000.00	0	\$ -		\$ 52,230.60
DEBBIE MAYS/BRIGHT BEGINNINGS FHDC	\$ 78,768.96	1	\$ 1,000.00	1	\$ 500.00		\$ 80,268.96
GROWING GOD'S KINGDOM	\$ 443,075.40	12	\$ 12,000.00	2	\$ 1,000.00		\$ 456,075.40
HEAD OF THE CLASS	\$ 196,922.40	4	\$ 4,000.00	0	\$ -		\$ 200,922.40
LINDA A. ADAMS/THE HUNNY TREE FHDC	\$ 49,230.60	0	\$ -	1	\$ 500.00		\$ 49,730.60
LITTLE KIDS PRESCHOOL INC.	\$ 167,384.04	5	\$ 5,000.00	0	\$ -		\$ 172,384.04
LITTLE SCHOLARS LEARNING ACADEMY & DAYCARE, INC	\$ 98,461.20	1	\$ 1,000.00	0	\$ -		\$ 99,461.20
MISS MARY'S PRESCHOOL FHDC (Mary Studebaker)	\$ 49,230.60	0	\$ -	1	\$ 500.00		\$ 49,730.60
MOTHER GOOSE (Butler, Verlin)	\$ 88,615.08	3	\$ 3,000.00	0	\$ -		\$ 91,615.08
MOTHER'S TOUCH DAY CARE FHDC (Rita Neve)	\$ 78,768.96	2	\$ 2,000.00	0	\$ -		\$ 80,768.96
MRS. KIM'S FHDC (Taylor Kimberly)	\$ 49,230.60	1	\$ 1,000.00	1	\$ 500.00		\$ 50,730.60
MRS. MELISSA'S PRESCHOOL FHDC (Melissa J. Donahoe)	\$ 49,230.60	0	\$ -	1	\$ 500.00		\$ 49,730.60
MRS. SHA'S FHDC (Shalynn Lane)	\$ 49,230.60	0	\$ -	1	\$ 500.00		\$ 49,730.60
PHYLLIS MOBLEY DBA P-NUTS PLAYHOUSE FHDC	\$ 24,615.30	1	\$ 1,000.00	0	\$ -		\$ 25,615.30
SANDRA MCNAUGHTON/HUGS N TUGS FHDC	\$ 63,999.78	2	\$ 2,000.00	0	\$ -		\$ 65,999.78
STEPPING STONE	\$ 98,461.20	3	\$ 3,000.00	0	\$ -		\$ 101,461.20
TENDER LOVING CARE EARLY LEARNING CENTER	\$ 393,844.80	8	\$ 8,000.00	1	\$ 500.00		\$ 402,344.80
WYNNE COMMUNITY ENLIGHTENMENT	\$ 221,537.70	5	\$ 5,000.00	0	\$ -		\$ 226,537.70
	ABC Slot Funding Total	Credentialed Number	Credentialed Amount	Training Number	Training Amount	Total Innovation Grant	Grant Total
	\$ 102,757,439.86	2540	\$ 2,540,000.00	205	\$ 102,500.00	\$ 357,500.00	\$ 105,757,439.86





## C E R T I F I C A T E

STATE OF ARKANSAS     )  
                                       ) ss.  
 COUNTY OF SALINE     )

I, SHARON K. HILL, CCR, a Certified Stenomask Reporter and Notary Public before whom the foregoing proceedings was taken, do hereby certify that the same is a true and correct transcription before the Arkansas State Department of Education, State Board of Education, in North Little Rock, Arkansas, on April 12, 2018, that the said proceedings was reduced to typewritten form by me or under my direction and supervision; and that the foregoing pages constitute a true and correct transcription of all proceedings had in said matter.

I FURTHER CERTIFY that I am neither counsel for, related to, nor employed by any of the parties to this action.

I FURTHER CERTIFY that I have no contract with any parties within this action that affects or has a substantial tendency to affect impartiality, that requires me to relinquish control of an original transcript or copies of the transcript before it is certified and delivered to the custodial agency, or that requires me to provide any service not made available to all parties to the action.

WITNESS, MY HAND AND SEAL, THIS DATE: April 22, 2018.



*Sharon K. Hill*

SHARON K. HILL, CCR  
 Certified Court Reporter  
 Certificate No. 670

