



AGENDA

STATE BOARD OF EDUCATION

September 11, 2014

Arkansas Department of Education

ADE Auditorium

10:00 AM

☐ [Back](#) ☐ [Print](#)

Reports

Report-1 Connecting GIS with Education

The EAST Initiative is proud of Sonora Elementary EAST students Kylie Miller and Rikki Vaughan, and facilitator Josh Worthy, who were guest presenters to more than 15,000 attendees at the 2014 Esri International Users Conference in San Diego, the world's largest GIS event. The Sonora team shared about their mapping projects during the "Connecting GIS with Education" session. The Esri UC connects thousands of people from more than 90 countries unified by their use of Esri's geographic information system (GIS) technology.

Presenter: Kylie Miller and Rikki Vaughn, Sonora Elementary EAST students; Josh Worthy, Facilitator; Matt Dozier, President/CEO East Initiative

Consent Agenda

C-1 Minutes - August 14, 2014

Presenter: Deborah Coffman

C-2 Minutes - August 15, 2014

Presenter: Deborah Coffman

C-3 Minutes - August 21, 2014

Presenter: Deborah Coffman

C-4 Newly Employed, Promotions and Separations

The applicant data from this information is used to compile the Applicant Flow Chart forms for the Affirmative Action Report, which demonstrates the composition of applicants through the selecting, hiring, promoting and terminating process.

Presenter: Ivy Pfeffer and Clemetta Hood

C-5 Report on Waivers to School Districts for Teachers Teaching Out of Area for Longer than Thirty (30) Days, Ark. Code Ann. §6-17-309

Arkansas Code Annotated §6-17-309 requires local school districts to secure a waiver when classrooms are staffed with unlicensed teachers for longer than 30 days. Requests were received from 80 school districts covering a total of 195 waivers. There were also requests for long-term substitutes from 4 school districts requesting a total of 7 waivers for long-term substitutes. These requests have been reviewed, either approved or denied by Department Staff, and are consistent with program guidelines.

Presenter: Ivy Pfeffer

C-6 Consideration of the Recommendation of the Professional Licensure Standards Board for Case #13-178A – Johnny Lester Fleming

Violation of Standard 1: An educator maintains a professional relationship with each student, both in and outside the classroom. The Professional Licensure Standards Board Ethics Subcommittee recommends the State Board issue a written reprimand and assess a fine of \$50. Mr. Fleming was notified by letter, dated June 10, 2014, of the recommendation of the Ethics Subcommittee. Mr. Fleming has not responded within the thirty-day time period as required by law.

Presenter: Wayne Ruthven, Chief Investigator

C-7 Consideration of the Recommendation of the Professional Licensure Standards Board for Case #14-023 –Daniel Joseph Brewer

Violation of Standard 1: An educator maintains a professional relationship with each student, both in and outside the classroom. The Professional Licensure Standards Board Ethics Subcommittee recommends the State Board suspend Mr. Brewer's license for five (5) years and assess a fine of \$100 with non-renewal of license during the period of suspension. Mr. Brewer was notified by letter, dated May 27, 2014, of the recommendation of the Ethics Subcommittee. Mr. Brewer has not responded within the thirty-day time period as required by law.

Presenter: Wayne Ruthven

C-8 Consideration of the Recommendation of the Professional Licensure Standards Board for Case #14-058 –Mary Elizabeth Smith

Violation of Standard 1: An educator maintains a professional relationship with each student, both in and outside the classroom. The Professional Licensure Standards Board Ethics Subcommittee recommends the State Board suspend Ms. Smith's license until July 1, 2017, assess a fine of \$100, require completion of nine (9) hours of classroom management training and nine (9) hours of student behavior modification techniques, all from a provider approved by ADE to be completed before reinstatement of her license. Ms. Smith was notified by letter, dated July 10, 2014, of the Evidentiary Hearing and recommendation of the Ethics Subcommittee. Ms. Smith has not responded within the thirty-day time period as required by law.

Presenter: Wayne Ruthven

C-9 Consideration of the Recommendation of the Professional Licensure Standards Board for Case #14-074 –Penny Louise Oden

Violation of Standard 7: An educator refrain from using, possessing and/or being under the influence of alcohol, tobacco, or unauthorized drugs or substances while on school premises or at school-sponsored activities involving students. The Professional Licensure Standards Board Ethics Subcommittee

recommends the State Board suspend Ms. Oden's license until December 31, 2017, assess a fine of \$100 and require a letter from a licensed counselor that Ms. Oden is fit to return to the classroom to be completed by December 31, 2017. Ms. Oden was notified by letter, dated June 11, 2014, of the recommendation of the Ethics Subcommittee. Ms. Oden has not responded within the thirty-day time period as required by law.

Presenter: Wayne Ruthven

C-10 Consideration of the Recommendation of the Professional Licensure Standards Board for Case #14-075 – Johnna Christine Creasey

Violation of Standard 1: An educator maintains a professional relationship with each student, both in and outside the classroom. The Professional Licensure Standards Board Ethics Subcommittee recommends the State Board place Ms. Creasey's license on probation until December 31, 2015, and assess a fine of \$75. Ms. Creasey was notified by letter dated, June 10, 2014, of the recommendation of the Ethics Subcommittee. Ms. Creasey has not responded within the thirty-day time period as required by law.

Presenter: Wayne Ruthven

C-11 Consideration of the Recommendation of the Professional Licensure Standards Board for Case #14-082 – Alan Keith Geibe

Violation of Standard 1: An educator maintains a professional relationship with each student, both in and outside the classroom. The Professional Licensure Standards Board Ethics Subcommittee recommends the State Board permanently revoke Mr. Geibe's license. Mr. Geibe was notified by letter, dated June 10, 2014, of the recommendation of the Ethics Subcommittee. Mr. Geibe has not responded within the thirty-day time period as required by law.

Presenter: Wayne Ruthven

C-12 Consideration of the Recommendation of the Professional Licensure Standards Board for Case #14-095 – Ashley Sue Holder

Violation of Standard 2: An educator maintains competence regarding skills, knowledge, and dispositions relating to his/her organizational position, subject matter, and/or pedagogical practice. Violation of Standard 3: An educator honestly fulfills reporting obligations associated with professional practices. The Professional Licensure Standards Board Ethics Subcommittee recommends the State Board issue Ms. Holder a written reprimand and assess a fine of \$50. Ms. Holder was notified by letter, dated July 11, 2014, of the recommendation of the Ethics Subcommittee and accepted the recommendation on July 18, 2014.

Presenter: Wayne Ruthven

C-13 Consideration of the Recommendation of the Professional Licensure Standards Board for Case #14-115 – Charlene Roseann Cooper

Violation of Standard 1: An educator maintains a professional relationship with each student, both in and outside the classroom. Violation of Standard 6: An educator keep in confidence information about students and colleagues obtained in the course of professional service, unless disclosure serves a professional purpose or is required by law. The Professional Licensure Standards Board Ethics Subcommittee recommends the State Board issue Ms. Cooper a written warning and require her to meet with the 504 District Coordinator to review confidentiality procedures and a written statement from the 504 Coordinator to verify successful completion. Ms. Cooper was notified by letter, dated July 11, 2014, of the recommendation of the Ethics Subcommittee and accepted the recommendation on August 6, 2014.

Presenter: Wayne Ruthven

C-14 Consideration of the Recommendation of the Professional Licensure Standards Board for Case #14-125 – Linda Kozo Self

Violation of Standard 6: An educator keep in confidence information about students and colleagues obtained in the course of professional service, unless disclosure serves a professional purpose or is required by law. The Professional Licensure Standards Board Ethics Subcommittee recommends the State Board issue Ms. Self a written reprimand and assess a fine of \$50. Ms. Self was notified by letter, dated July 11, 2014, of the recommendation of the Ethics Subcommittee and accepted the recommendation on July 28, 2014.

Presenter: Wayne Ruthven

C-15 Consideration of the Recommendation of the Professional Licensure Standards Board for Case #14-129 – Earl Deer Young

Violation of Standard 1: An educator maintains a professional relationship with each student, both in and outside the classroom. The Professional Licensure Standards Board Ethics Subcommittee recommends the State Board issue Mr. Young a written reprimand and assess a fine of \$50. Mr. Young was notified by letter, dated July 11, 2014, of the recommendation of the Ethics Subcommittee and accepted the recommendation on August 5, 2014.

Presenter: Wayne Ruthven

C-16 Consideration of the Recommendation of the Professional Licensure Standards Board for Case #14-150 – Jeremy David Allen

Violation of Standard 1: An educator maintains a professional relationship with each student, both in and outside the classroom. The Professional Licensure Standards Board Ethics Subcommittee recommends the State Board place Mr. Allen's license on probation for two (2) years, assess a fine of \$75 and complete professional development on Arkansas IDEAS concerning social media guidelines for educators. Mr. Allen was notified by letter, dated August 7, 2014, of the recommendation of the Ethics Subcommittee and accepted the recommendation on August 8, 2014.

Presenter: Wayne Ruthven

C-17 Consideration of the Recommendation of the Professional Licensure Standards Board for Case #14-156 – Donna Jean Saul

Violation of Standard 1: An educator maintains a professional relationship with each student, both in and outside the classroom. The Professional Licensure Standards Board Ethics Subcommittee recommends the State Board place Ms. Saul's license on probation for twenty-four (24) months from the date of the State Board's final order and assess a fine of \$75. Ms. Saul was notified by letter, dated July 11, 2014, of the recommendation of the Ethics Subcommittee and accepted the recommendation on August 14, 2014.

Presenter: Wayne Ruthven

C-18 Consideration of the Recommendation of the Professional Licensure Standards Board for Case #14-158 – Jerilynn Jill Cravens

Violation of Standard 1: An educator maintains a professional relationship with each student, both in and outside the classroom. The Professional Licensure Standards Board Ethics Subcommittee recommends the

State Board place Ms. Cravens' license on probation for two (2) years and assess a fine of \$75. Ms. Cravens was notified by letter, dated July 14, 2014, of the recommendation of the Ethics Subcommittee and accepted the recommendation on July 18, 2014.

Presenter: Wayne Ruthven

Action Agenda

A-1 Consideration for Approval of Embedded Courses

Act 421 of 2013 allows curriculum frameworks from two (2) separate courses to be taught in a single course, known as a combined or embedded course. Several school districts made application to the Curriculum and Instruction Unit for approval of the combined or embedded course and assured, in writing, that the curriculum frameworks for both courses will be fully taught in the combined or embedded course. Arkansas Department of Education staff respectfully requests the State Board of Education (SBE) approve the embedded courses as listed below, understanding that when the curriculum frameworks for one of the courses are revised, a new course approval request must be submitted to the SBE and approval must be granted before a school would be allowed to offer the embedded courses.

Earle School District - English 9 and Oral Communications

Huntsville School District - Oral communications and English 10

Poyen School District - Oral Communications and English 9

Presenter: Thomas Coy and Dr. Debbie Jones

A-2 Consideration for Public Comment: Arkansas Department of Education Rules Governing Kindergarten through 12th Grade Immunization Requirements in Arkansas Public Schools

The Arkansas Department of Health recently updated its Rules and Regulations Pertaining to the Immunization Requirements. Revisions to ADE's rules governing immunizations are necessary to align ADH and ADE's immunization requirements. Department Staff respectfully requests the State Board release the revisions to these rules for public comment.

Presenter: Kendra Clay

A-3 Consideration for Final Approval: Proposed Revision of the Arkansas Department of Education Rules Governing Special Education and Related Services, Section 18.00 Residential Placement

The Arkansas Department of Education (ADE) recommends revision of these rules to reflect changes in licensure by the Arkansas Department of Human Services (DHS), Office of Long Term Care, more appropriately define residential placement in-state, and clarify assignment of responsibility for education. The State Board of Education released these rules for public comment on July 14, 2014. A public hearing was held on July 28, 2014. The public comment period expired on August 15, 2014. Written comments were received during the public comment period. Revisions were made to the rules as a result of the comments to more clearly reflect the language in the statute. ADE staff respectfully requests the State Board of Education give final approval to these rules pending Legislative Council review.

Presenter: Courtney Salas-Ford

A-4 Consideration for Final Approval: Arkansas Department of Education Rules Governing the College and Career Readiness Planning Programs

Section 14 of Act 1073 of 2013 made a slight revision to the definition of “college readiness assessment” as that definition applies to the College and Career Readiness Program. Arkansas Department of Education staff revised the rules accordingly. The State Board of Education approved the revised rules for public comment on July 10, 2014. Arkansas Department of Education staff conducted a public hearing concerning the proposed rules on July 28, 2014. The public comment period expired on August 22, 2014. Arkansas Department of Education staff received public comments on the proposed rules, but made no changes to the proposed rules based upon the public comments received. Accordingly, Arkansas Department of Education staff respectfully request that the State Board of Education grant final approval of these rules pending legislative subcommittee review.

Presenter: Jeremy Lasiter

A-5 Consideration for Final Approval: Arkansas Department of Education Rules Governing the Calculation of Miscellaneous Funds

Act 322 of 2013 significantly revised the method of calculation for miscellaneous funds and bonded debt assistance. Previously, miscellaneous funds were calculated as an average of the amounts collected by a school district over the past five years. Under Act 322 of 2013, miscellaneous funds are now calculated based upon the aggregate amount collected during the preceding year. The State Board of Education approved the revised rules for public comment on July 10, 2014. Arkansas Department of Education staff conducted a public hearing concerning the proposed rules on July 28, 2014. The public comment period expired on August 22, 2014. Arkansas Department of Education staff received no public comments on the proposed rules. Accordingly, Arkansas Department of Education staff respectfully request that the State Board of Education grant final approval of these rules pending legislative subcommittee review.

Presenter: Jeremy Lasiter

Reports

Report-1 Chair's Report

Presenter: Sam Ledbetter

Report-2 Commissioner's Report

Presenter: Tony Wood

Report-3 Update on Content Standards and Assessment

This information is provided to keep the State Board of Education apprised of the Department's work activities associated with college and career readiness.

Presenter: Dr. Debbie Jones, Hope Allen, Bill Ballard, Lisa Crook, and Lyle Rupert

Report-4 Special Board Committee: Parent Communication

On April 10, 2014, State Board of Education Chair Brenda Gullett appointed a special committee including Ms. Mahony, chair; Ms. Reith; and Mr. Black to work with the ADE Communications Team to focus on parent communication. The Special Committee met August 15, 2014. The next meeting has been postponed until a later date.

Presenter: Alice Mahony, Chair

Report-5 Report from the Arkansas Task Force for the Prevention Through Education of Child Sexual Abuse

Pursuant to Act 1298 of 2013, the Arkansas Task Force for the Prevention Through Education of Child Sexual Abuse (1) gathered information concerning the prevalence of child sexual abuse throughout Arkansas; (2) received reports and testimony from individuals, state and local agencies, community-based organizations, and other public and private organizations; and will (3) & (4) make recommendations to the Governor, the Speaker of the House of Representatives, the President Pro Tempore of the Senate, and the State Board of Education concerning evidence-based ways to prevent child sexual abuse through education; and regarding curricula directed at preventing child sexual abuse through education. The Task Force will present the recommendations to the State Board of Education and request feedback.

Presenter: *Stacy Thompson, Executive Director Children's Advocacy Centers of Arkansas, and Sherri Jo McLemore, Director, Arkansas Children's Trust Fund, and Deborah Coffman*

Minutes
State Board of Education Meeting
Thursday, August 14, 2014

The State Board of Education met Thursday, August 14, 2014, in the Auditorium of the Department of Education Building. Chairman Sam Ledbetter called the meeting to order at 10:05 a.m.

Present: Sam Ledbetter, Chairman; Toyce Newton, Vice-Chair; Alice Mahony; Dr. Jay Barth; Diane Zook; Mireya Reith; Joe Black; Jonathan Crossley, Teacher of the Year; and Tony Wood, Commissioner.

Absent: Vicki Saviers

Consent Agenda

Ms. Mahony requested Consent Agenda Item-4 be pulled.

Professional Licensure Standards Board (PLSB) Attorney Cheryl Reinhart explained the process the PLSB uses to review cases.

Ms. Newton moved, seconded by Ms. Reith, to approve the consent agenda, less Consent Agenda Item-4. The motion carried unanimously.

Items included in the Consent Agenda:

- Minutes - July 10, 2014
- Minutes - July 11, 2014
- Newly Employed, Promotions and Separations
- Report on Waivers to School Districts for Teachers Teaching Out of Area for Longer than Thirty (30) Days, Ark. Code Ann. §6-17-309
- Consideration of the Recommendation of the Professional Licensure Standards Board for Case #T13-012 - Patrick Louis Russell
- Consideration of the Recommendation of the Professional Licensure Standards Board for Case #14-024 – Jada Olivia Jones
- Consideration of the Recommendation of the Professional Licensure Standards Board for Case #14-111 – Caitlyn Elisabeth Moseley
- Consideration of the Voluntary Surrender and Revocation of Arkansas Educator's License – PLSB Case #14-206 – Chrissie Leann Barnes

Action Agenda

C-4 Review of Loan and Bond Application

Ms. Mahony moved, seconded by Dr. Barth, to approve the Loan and Bond Application. The motion carried unanimously.

The Board pulled A-9, A-11, A-12, and A-14 from the agenda.

A-1 Consideration of a Philanthropic Partnership to Enhance Educational Achievement in Arkansas

Ms. Newton recused herself from this item because she is a member of the Winthrop Rockefeller Foundation Board.

Ms. Kathy Smith, Senior Program Officer of the Walton Family Foundation, said the Walton Family and Winthrop Rockefeller Foundations proposed to use resources to work with the Department to develop a comprehensive plan to improve P-16 education in Arkansas. Dr. Sherece Y. West-Scantlebury, President and Chief Executive Officer of the Winthrop Rockefeller Foundation, explained the commitment of the Foundations and the Department, timeline, and deliverables. Mr. Ledbetter said this work would focus on academic distressed schools and districts. Board members expressed support for this partnership plan.

Dr. Barth moved, seconded by Ms. Zook, to approve the Department entering into a Philanthropic Partnership to Enhance Educational Achievement in Arkansas. The motion carried unanimously.

A-2 Consideration of Committee to Recommend Jacksonville/North Pulaski School District Interim Board

Commissioner Wood said in September 2014, voters in the Jacksonville area would consider the proposed detachment of the Jacksonville-North Pulaski School District from the Pulaski County Special School District. He said should the voters approve the proposed detachment, Ark. Code Ann. § 6-13-1505 required the State Board of Education to: (1) order the creation of the new school district; and (2) appoint a board of directors of seven (7) members for the new school district to serve until the next regular election of members, when a board of directors shall be elected in compliance with Arkansas law. Commissioner Wood asked the Board to approve a process to be followed for the appointment of board members in the event that the voters approve the proposed detachment. Commissioner Wood said the process would begin with the Arkansas Department of Education opening an application process. He said any member of the public, who would otherwise be eligible to serve as a school board member in the Jacksonville-North Pulaski School District, would be eligible to apply online

or by paper application. He said the applications would then be reviewed by a volunteer committee which would, in turn, make recommendations to the State Board on who should serve on the interim board. Commissioner Wood recommended the following public officials from the Jacksonville-North Pulaski community to serve on the nominating committee:

Representative Mark Perry, Chair;
Representative Doug House;
Senator Linda Chesterfield;
Senator Eddie Joe Williams;
Senator Jane English;
Justice of the Peace Bob Johnson; and
Jacksonville Mayor Gary Fletcher.

Commissioner Wood said with Board approval, the committee could begin accepting applications almost immediately. Then, if the election were successful in September, the volunteer committee would convene to review the applications and make their recommendations. He anticipates that the committee could have a recommended slate of interim board members to the Board as early as the October 2014 meeting.

During public comment, Jacksonville/North Pulaski supporter Gwendolyn Harper asked the Board to consider diversity and support needed to make this endeavor successful.

During public comment, Mr. Rozzell Aaron said all citizens would vote for all positions on the Jacksonville/North Pulaski School Board in September 2015.

Mr. Black moved, seconded by Ms. Reith, to approve the committee to recommend the Jacksonville/North Pulaski School District Interim Board. The motion carried unanimously.

A-3 Consideration of Approval of Arkansas Better Chance 2014-2015 Competitive Grants

Ms. Mary Kaye McKinney said the Division of Child Care and Early Childhood Education requested the approval of the 2014- 2015 Arkansas Better Chance Competitive Grants. Ms. McKinney reported to the Board that her office is working with some providers that have audit issues.

Ms. Mahony moved, seconded by Ms. Reith, to approve the Arkansas Better Chance 2014-2015 competitive grants. The motion carried unanimously.

A-4 Consideration for Final Approval: 2014 District Conversion Charter

School Application

Department Staff Attorney Ms. Kendra Clay said the 2014 District Conversion Application included additional prompts suggested by the Charter Authorizing Panel and updated the submission deadline for the 2014 application cycle. She said the Board released the application for public comment on June 12, 2014, and a public comment hearing was held on July 7, 2014. No oral or written comments were received.

Ms. Reith moved, seconded by Mr. Black, to approve the 2014 District Conversion Charter School Application. The motion carried unanimously.

A-5 Consideration for Approval of Embedded Courses

Curriculum and Instruction Specialist Mr. Thomas Coy said Act 421 of 2013 allowed curriculum frameworks from two (2) separate courses to be taught in a single course, known as a combined or embedded course. He said several school districts submitted applications to the Curriculum and Instruction Unit for approval of the combined or embedded course and assured, in writing, that the curriculum frameworks for both courses will be fully taught in the combined or embedded course. He said that when the curriculum frameworks for either of the courses are revised, a new course approval request must be submitted and approved by the Board. He asked the Board to approve the following embedded courses:

- Grade 11 English/Oral Communication – Ashdown School District;
- Grade 9 English/Oral Communication – Bentonville School District;
- Grade 10 English/Oral Communication – Bryant School District;
- Grade 12 English/Oral Communication – Cave City School District;
- Anatomy & Physiology/Health – Cave City School District;
- Oral Communication/English – Flippin School District;
- Environmental Science/Agriculture – Flippin School District;
- Pre-Calculus/Physics – Lincoln Consolidated School District;
- Grade 12 English/Oral Communication – Marion School District;
- Grade 10 English/Oral Communication – North Little Rock School District;
- and
- Grade 11 English/Oral Communication – Southside School District.

Marion School District Director of Secondary Education Mr. Hugh Inman asked the Board for the approval of the embedded course. He said the intent is to teach oral communication in context, not isolation.

Ms. Mahony moved, seconded by Ms. Newton, to approve the embedded courses. The motion carried unanimously.

A-6 Consideration for Approval of Replacement of Professional Licensure Standards Board Member Due to Resignation

Assistant Commissioner of Human Resources, Educator Effectiveness and Licensure Ms. Ivy Pfeffer said Dr. Randy Willison has resigned his position with the Professional Licensure Standards Board, effective immediately. Ms. Pfeffer asked the Board to approve the Lonoke School District Superintendent Ms. Suzanne Bailey, nominated by the Arkansas Association of Educational Administrators (AAEA), to be the representative for the Public School Superintendents, as required by ACA §6-17-422. Ms. Bailey's term will expire June 30, 2017.

Dr. Barth moved, seconded by Ms. Mahony, to approve Suzanne Bailey as the replacement to the Professional Licensure Standards Board. The motion carried unanimously.

A-7 Consideration of Appeal from Denial of School Choice Application – Coleman

Department General Counsel Jeremy Lasiter said pursuant to Ark. Code Ann. § 6-18-1907 and the Arkansas Department of Education Rules Governing the Public School Choice Act of 2013, Ms. Cassie Coleman filed an appeal of the decision of the Trumann School District to deny the school choice application of J. Coleman. Ms. Coleman is a resident of the Harrisburg School District.

Trumann School District Attorney Donn Mixon said the student has restrictions that would not permit him to be in a classroom and, therefore, he would be placed in homebound instruction. Mr. Mixon said the district would have to add a teacher.

Ms. Coleman (via phone) said her son was charged with sexual assault and the restricted access order applies to only one other student.

Mr. Mixon interviewed Trumann School District Social Worker Ms. Amy Ball. She said she did secure paperwork that said the student should have "no contact."

Ms. Coleman said the presiding judge made a new order. She said she has been unable to get the new order from the Poinsett County Juvenile Office.

Mr. Mixon said he also represents the Harrisburg School District and that the Harrisburg School District does not have a comment.

Ms. Ball said the court order is current.

Mr. Mixon interviewed Trumann School District Superintendent Ms. Myra

Graham. Ms. Graham said the parent did request a school transfer. She said the Harrisburg School Board approved the transfer for the student. She said the Trumann School Board denied the request. She said the standard practice is for the secretary to call the parent and send a letter to the Harrisburg School District. She said the Trumann School Board also denied the school choice application. Ms. Graham said the Trumann School District does not currently employ a homebound instructor.

Ms. Newton moved, seconded by Ms. Mahony, to deny the appeal from denial of School Choice Application for Coleman. The motion carried unanimously.

A-8 Consideration of Appeal from Denial of School Choice Application – Goodall

Department General Counsel Jeremy Lasiter said pursuant to Ark. Code Ann. § 6-18-1907 and the Arkansas Department of Education Rules Governing the Public School Choice Act of 2013, legal counsel for Ms. Erika Goodall filed an appeal of the decision of the Palestine-Wheatley School District to deny the school choice applications of A. Goodall (6), E. Goodall (9) and A. Goodall (10). Ms. Goodall is a resident of Forrest City School District.

Palestine-Wheatley School District Attorney Mr. Bill Brazil said (via phone) the district denied the school choice application because the Forrest City School District claimed an exemption due to a desegregation order.

Attorney Mr. George Rozell representing Ms. Goodall said a stipulation has been approved.

Mr. Lasiter said the application was submitted after the June 1 deadline.

Mr. Rozell said he did not object in regard to the application submission date.

Forrest City School District Attorney Mr. Sam Jones said this is a repeat of the appeal from last year. He said Palestine-Wheatley School District could not waive the deadline.

Mr. Brazil said he was satisfied with adding the stipulation of the deadline.

Dr. Barth moved, seconded by Ms. Reith, to deny the appeal from denial of School Choice Application for Goodall based on the exemption claimed by the Forrest City School District based on a desegregation order and the untimely submission of the school choice application. The motion carried unanimously.

A-9 Consideration of Appeal from Denial of School Choice Application –

White

Action Agenda Item-9 was pulled from the agenda.

A-10 Consideration of Appeal from Denial of School Choice Application – Shabazz

Department General Counsel Jeremy Lasiter said pursuant to Ark. Code Ann. § 6-18-1907 and the Arkansas Department of Education Rules Governing the Public School Choice Act of 2013, Ms. Ashlee Shabazz filed an appeal of the decision of the White Hall School District to deny the school choice application of R. Shabazz. Ms. Shabazz is a resident of the Watson Chapel School District.

White Hall School District Superintendent Dr. Larry Smith said the denial of school application was based on the fact that no application was filed with the Watson Chapel School District.

Parent Ms. Ashlee Shabazz said she does not dispute that an application was not on file with Watson Chapel School District. She said three of her children already attend White Hall School District. She requested school choice for her kindergarten child. She said that she was unaware that she also needed to file the application with Watson Chapel School District.

Ms. Zook moved, seconded by Ms. Newton, to grant the appeal of denial of school choice application for Shabazz. The motion carried unanimously.

A-11 Consideration of Appeal from Denial of School Choice Application – Fox

Action Agenda Item-11 was pulled from the agenda.

A-12 Consideration of Appeal from Denial of School Choice Application – Roe

Action Agenda Item -12 was pulled from the agenda.

A-13 Consideration of Appeal from Denial of School Choice Application – Walker (Garland County School Choice Appeal)

Department General Counsel Jeremy Lasiter said Ms. Latishia Walker filed an appeal of the decision of the Mountain Pine School District to deny the school choice applications of J. McIntosh, M. McIntosh, and J. Walker. He said because the Mountain Pine School District is located in Garland County, the school district is subject to a desegregation order in the case of Davis, et. al., v. Hot Springs School District, et. al. Mr. Lasiter said the desegregation order in the Davis case

requires school choice transfers in Garland County to be administered under the Arkansas Public School Choice Act of 1989. Accordingly, this appeal will be reviewed pursuant to the requirements contained in Ark. Code Ann. § 6-18-206 (repealed).

Mountain Pine School District Superintendent Mr. Robert Gray said the application was denied based on the desegregation order.

Ms. Walker said her children have been attending Mountain Pine School District. Her third child will be in kindergarten.

Lake Hamilton School District Superintendent Mr. Steve Anderson said the Lake Hamilton School District has 2.04% African American students. He said the Mountain Pine School District has 10.19% African American students. He said Ms. Walker resides in the Lake Hamilton School District.

Mr. Gray said the students were enrolled in Mountain Pine School District but when the error was identified, the district sent a letter to Ms. Walker informing her that the students would need to enroll in the Lake Hamilton School District for the 2014-2015 school year.

Ms. Walker said the documents are incorrect and that she believed that she lived in the Mountain Pine School District.

Mr. Lasiter spoke with Ms. Shannon Sharp at the Garland County Tax Assessor's Office and that Ms. Walker's residence is located in the Lake Hamilton School District.

Dr. Barth moved, seconded by Ms. Reith, to deny the appeal from denial of School Choice Application for Walker. Ms. Newton, Ms. Zook and Ms. Mahony voted no. Mr. Ledbetter broke the tie vote. The final vote was 4-3. The motion carried.

A-14 Consideration for Emergency Adoption: Arkansas Department of Education Rules Governing the Public School Rating System on Annual School Report Cards

Action Agenda Item -14 was pulled from the agenda.

A-15 Consideration for Public Comment: Arkansas Department of Education Rules Governing the Public School Rating System on Annual School Report Cards.

Department Deputy General Counsel Lori Freno said Act 696 of 2013 (codified in Ark. Code Ann. §§ 6-15-2105 and 6-15-2106) required that each public school

receive a letter grade score of "A" through "F" effective with the 2014-2015 school year, and empowered the State Board of Education to approve a method for assigning letter grades.

Ms. Zook moved, seconded by Ms. Reith, to approve the Arkansas Department of Education Rules Governing the Public School Rating System on Annual School Report Cards for public comment. Dr. Barth, Ms. Mahony and Mr. Black voted no. Mr. Ledbetter broke the tie vote. The final vote was 4-3. The motion carried.

A-16 Consideration for Final Rules – Rules Governing the Teacher Excellence and Support System

Professional Licensure Standards Board (PLSB) Attorney Cheryl Reinhart said on May 8, 2014, the State Board adopted Emergency Rules for the Teacher Excellence and Support System, and released these rules for public comment as the permanent rules. She said a public hearing was held on June 3, 2014 and the public comment period expired on June 12, 2014. Ms. Reinhart said one public comment was received, which resulted in a correction of a typographical error.

Ms. Reith moved, seconded by Dr. Barth, to approve the Rules Governing the Teacher Excellence and Support System. The motion carried unanimously.

Reports

Report-1 Chair's Report

2014 Arkansas Teacher of the Year Mr. Jonathan Crossley reported the Magnolia School District is doing some very innovative things. He presented a parent involvement presentation at the school.

Report-2 Commissioner's Report

Commissioner Wood said in response to a previous question from Ms. Mahony that the Department is in the process of posting a Commissioner's Memo clarifying that the ESEA Flexibility has been extended for the 2014-2015 school year.

Assistant Commissioner of Public School Accountability Annette Barnes said she was recently in contact with Jessica Skrebes at USDOE. The Department may now submit waivers. She said the Department would release a Commissioner's Memo for public comment on waiver requests. She said the USDOE is working

on guidance that will be forthcoming regarding additional changes to ESEA Flexibility as a result of the changes in assessments (PARCC and Smarter Balance).

Ms. Barnes said Principle 3 has not been approved but the Department has received acceptance to move forward with the written plan of action. The currently approved ESEA Flexibility does provide for the Department to reset the annual measurable objectives after the 2014-2015 data are available.

Report-3 Special Committee - Parent Communication

Ms. Mahony said the Special Committee on Parent Communication met July 11, 2014. She gave a summary of that meeting.

2014 Arkansas Teacher of the Year Mr. Jonathan Crossley presented an overview of the Prichard Committee – A look into Parental Leadership. He said the Kentucky Governor’s Commonwealth Institute for Parent Leadership is a five-day institute for parents. Mr. Crossley said parents commit to hosting an event in their school. He said ongoing coaching and support is available to parents.

Chief of Staff Ms. Deborah Coffman overviewed the work of the Department in the design of the My Child/My Student-Parent and Teacher Communication Initiative.

Report-5 A-F Report

University of Arkansas Office of Innovation Director Dr. Denise Airola said Act 696 of 2013 (codified in Ark. Code Ann. §§ 6-15-2105 and 6-15-2106) required that each public school receive a letter grade score of “A” through “F” effective with the 2014-2015 school year. Dr. Airola and her colleague, Jeff Dean, researched the use of one labeling system. She said they presented ten (10) models to various stakeholder groups and received feedback from them. Dr. Airola explained the relationship of the components in the calculation for the letter grade score. She said the final calculation method is comprised of weighted performance, improvement with ESEA options, graduation rates (if applicable), and achievement or graduation gap adjustment.

Adjournment

The meeting adjourned at 4:01 p.m.

Minutes recorded by Deborah Coffman.

**Minutes
State Board of Education Meeting
Friday, August 15, 2014**

The State Board of Education met Friday, August 15, 2014, in the Auditorium of the Department of Education Building. Vice Chair Toyce Newton called the meeting to order at 9:03 a.m.

Present: Toyce Newton, Vice-Chair; Alice Mahony; Dr. Jay Barth; Diane Zook; Mireya Reith; Joe Black; Jonathan Crossley, Teacher of the Year; and Tony Wood, Commissioner.

Absent: Sam Ledbetter, Chairman; and Vicki Saviers

Reports

Dyslexia Resource Guide

Ms. Zook said the Dyslexia Resource Guide is now available on the ADE website at <http://www.arkansased.org/divisions/learning-services/curriculum-and-instruction/dyslexia>.

Ms. Zook applauded the work of the contributors and the ADE team for the development of the Dyslexia Resource Guide.

Date for Speaker

Dr. Barth said on Wednesday, December 10, 2014, Dr. James Gates would speak at the Clinton School of Public Service at 6:00 pm. He encouraged all Board members to attend. The speaking engagement is part of the NASBE grant for Science that Dr. Barth submitted on behalf of the Board and the Department.

Dr. Barth said the NASBE Conference would be held October 15-18 in Denver, CO. He said some of the Arkansas Board members would attend.

Special Board Meeting – August 21

Department General Counsel Mr. Jeremy Lasiter said the Board would need to hold a Special Board meeting to hear additional school choice appeals. He suggested that due to the school choice timeline the Board may consider meeting on Thursday, August 21 at 9:00 a.m.

Report-4 Public School Choice Survey Data Report

Research and Technology Specialist Mr. Arijit Sarkar said Ark. Code Ann. § 6-18-1901 required the Department to collect data from school districts on the number of applications for student transfers under the Public School Choice Act of 2013. He said this report is produced annually by October 1 and findings are presented to the House and Senate Committees on Education.

Department General Counsel Mr. Jeremy Lasiter said the statute will sunset June 2015. Commissioner Wood said the data collection was important for addressing the subject of school choice in the next legislative session.

Report-6 Broadband Update

Director of Policy and Special Projects Ms. Susan Harriman said Governor Beebe announced on Monday, August 11, 2014, that the Arkansas Department of Education has partnered with the EducationSuperHighway, a national nonprofit organization dedicated to improving Internet access to schools. The partnership will examine ways to move from outdated copper networks to fiber and utilize existing funding more efficiently.

Report-7 Update on Content Standards and Assessment

Assistant Commissioner of Learning Services Dr. Debbie Jones said the agency is on schedule to provide state assessments. The Department approved online assessment hardship waivers for sixteen (16) districts for the 2014-2015 school year. She said the districts that received the waiver include: Bentonville (11th Grade only), Blevins, Camden-Fairview, Centerville, Hermitage, Hughes, Jasper, Lee County, Lighthouse Academies of Arkansas, Lighthouse Academies of Pine Bluff, Little Rock, Norfolk, Ouachita, Ozark Mountain, Pine Bluff and Texarkana.

Dr. Jones said seven (7) applications were submitted for open-enrollment charters while six (6) districts submitted letters of intent for conversion schools.

Dr. Jones said the Department approved Schools of Innovation applications for a four-year period for the following schools: Leverett Elementary School, Fayetteville School District; Flippin High School, Flippin School District; Weiner Elementary School, Harrisburg School District; Russellville Junior High School, Russellville School District; Westwood Elementary School, Springdale School District; and Central Junior High School, George Junior High School, Har-Ber High School, Lakeside Junior High School, Southwest Junior High School, and Springdale High School, Springdale School District.

Report-8 Update on School Improvement

Assistant Commissioner of Public School Accountability Ms. Annette Barnes said Indistar® is a web-based tool that guides a state educational agency, school district or school team in creating its improvement plan, monitoring its plan, and managing the continuous improvement process. She said the agency is working to focus more on the improvement process.

Ms. Zook requested monthly updates on schools in academic distress.

Public School Accountability and School Improvement Coordinator Mr. Elbert Harvey said due to the timeline for identifying schools in academic distress, schools would not have been able to replace leadership. He said some of the schools have already made leadership changes. Ms. Barnes said the School Improvement Specialists are working very closely with these schools.

Adjournment

The meeting adjourned at 10:02 a.m.

Minutes recorded by Deborah Coffman.

Minutes
State Board of Education Special Meeting
Thursday, August 21, 2014

The State Board of Education met Thursday, August 21, 2014, in the Auditorium of the Department of Education Building. Chairman Sam Ledbetter called the meeting to order at 9:02 a.m.

Present: Sam Ledbetter, Chairman; Diane Zook; Jonathan Crossley, Teacher of the Year; and Tony Wood, Commissioner.

Present via phone: Alice Mahony; Dr. Jay Barth; and Mireya Reith;

Absent: Toyce Newton, Vice-Chair; Vicki Saviers; and Joe Black;

A quorum was met.

Consent Agenda

Ms. Mahony moved, seconded by Ms. Zook, to approve the consent agenda. The motion carried unanimously.

Items included in the Consent Agenda:

- C-1 Consideration for Recommendation of Appointment to the Distance Learning Coordinating Council

Action Agenda

A-1 Consideration of Appeal from Denial of School Choice Application – Zaage

Department General Counsel Jeremy Lasiter said pursuant to Ark. Code Ann. § 6-18-1907 and the Arkansas Department of Education Rules Governing the Public School Choice Act of 2013, Annette and Curtis Zaage filed an appeal of the decision of the Bentonville School District to deny the school choice application of S. Zaage. Mr. and Mrs. Zaage reside in the Springdale School District.

Bentonville School District Executive Director for Student Services Ms. Tina Sharp said the district set a capacity cap at 80% for school choice.

Parent Curtis Zaage said his daughter is currently a student of the Bentonville School District. He said his family relocated because they believed the school

choice would be approved.

Ms. Sharp said the family did receive a letter of enrollment. She said the district was at capacity and had added additional staff. She said currently the district has approximately 1100 juniors.

Mr. Zaage said the child was a previous student and was not new to the Bentonville School District. The student is a junior this year.

Ms. Zook moved, seconded by Ms. Mahony, to grant the appeal. The motion carried unanimously.

A-2 Consideration of Appeal from Denial of School Choice Application- Ballard and Lewis

Department General Counsel Jeremy Lasiter said pursuant to Ark. Code Ann. § 6-18-1907 and the Arkansas Department of Education Rules Governing the Public School Choice Act of 2013, Crystal Ballard and Jason Lewis filed an appeal of the decision of the Bentonville School District to deny the school choice applications of K. Ballard, A. Ballard, G. Lewis, and A. Lewis. The family resides in the Decatur School District.

Bentonville School District Executive Director for Student Services Ms. Tina Sharp said the district set a capacity cap at 80% for school choice.

Parent Crystal Ballard said she has four children: two (2) first grade students, one fourth grade student, and one pre-school student.

Ms. Sharp said as of July 1 that 1286 students were enrolled in first grade and 1264 students were enrolled in fourth grade. She said these enrollment numbers exceeded the 80% cap.

Ms. Ballard said the district office gave her the application but did not explain the process or the capacity cap. She said the children are currently enrolled in the Decatur School District.

Mr. Lasiter said the Board could not consider the application for the Pre-K student, K. Ballard because school choice applied to K-12 only.

Dr. Barth moved, seconded by Ms. Mahony, to deny the appeal from denial of School Choice Application for the Pre-Kindergarten student, K. Ballard because the Board does not have oversight of school choice for Pre-Kindergarten. The motion carried unanimously.

Ms. Mahony moved, seconded by Ms. Zook, to approve the appeal from denial of

School Choice Application-Ballard and Lewis for three children, A. Ballard, G. Lewis, and A. Lewis. Dr. Barth voted no. The final vote is 3-1. The motion carried.

Mr. Ledbetter recognized Representative Charlotte Douglas asked if the vote to deny the appeal of the application would block the opportunity for the student, K. Ballard, to possibly attend the Bentonville School District Pre-Kindergarten program.

Mr. Lasiter clarified that the vote does not prevent the Pre-Kindergarten student from applying to the Bentonville School District Pre-Kindergarten program.

Mr. Ledbetter said the School Choice law sunsets June 30, 2015.

Adjournment

The meeting adjourned at 9:53 a.m.

Minutes recorded by Deborah Coffman.

NEWLY EMPLOYED FOR THE PERIOD OF July 22, 2014 – August 22, 2014

* Alesia Alexander – Administrative Specialist II, Grade C109, Division of Human Resources/Licensure, Educator Licensure, effective 08/18/14.

*Hope Allen – ADE Special Advisor, Grade N908, Division of Learning Services, Student Assessment, effective 08/11/14.

Benjamin Brockert – Public School Program Advisor, Grade C122, Division of Learning Services, Special Education, effective 08/04/14.

Patty Ellis– ADE APSCN Field Analyst, Grade C121, Division of Fiscal and Administrative Services, Arkansas Public School Computer Network (APSCN), effective 08/18/14.

Doug Grinder– ADE Area Project Manager, Grade C123, Division of Public School Academic Facilities and Transportation (DPSAFT), Facilities, effective 08/18/14.

Cindy Hogue – ADE Assistant to Commissioner, Grade C129, Division of Learning Services, Office of Educational Options, effective 08/18/14.

Jared Hogue – Public School Program Advisor, Grade C122, Division of Learning Services, Student Assessment, effective 08/04/14.

Jessica McIntosh – Public School Program Advisor, Grade C122, Division of Learning Services, Student Assessment, effective 08/04/14.

Jamie Montague – Administrative Specialist III, Grade C112, Division of Fiscal and Administrative Services APSCN, effective 08/04/14.

Janice Morley – Public School Program Advisor, Grade C122, Division of Learning Services, Student Assessment, effective 08/18/14.

Alexandra Pritchett – Public School Program Advisor, Grade C122, Division of Learning Services, Student Assessment, effective 08/04/14.

PROMOTIONS/DEMOTION/LATERALTRANSFERS FOR THE PERIOD OF July 22, 2014 – August 22, 2014

Doug Bradberry from an Administrative Analyst, Grade C115, Central Administration, to a Policy Development Coordinator, Grade C117, Central Administration, Commissioner's Office, effective 08/04/14. Promotion

*Carlette Eagles from an Administrative Specialist II, Grade C109, Division of Human Resources/ Licensure, Educator Licensure, to an Administrative Specialist III, Grade C112, Division of Human Resources/ Licensure, Educator Licensure, effective 08/18/14. Promotion

*Dorothy Green from an Administrative Specialist II, Grade C109, Division of Human Resources/ Licensure, Educator Licensure, to an Administrative Specialist III, Grade C112, Division of Human Resources/Licensure, Educator Licensure, effective 08/18/14. Promotion

*DeAngela Staples from an Administrative Support Supervisor, Grade C113, Division of Human Resources/Licensure, Office of Educator Effectiveness, to an Administrative Analyst, Grade C115, Division of Human Resources/Licensure, Office of Educator Effectiveness, effective 08/18/14. Promotion

Amy Thomas from a Fiscal Support Manager, Grade C123, Central Administration, Finance, to an Education Program Manager, Grade C124, Central Administration, Finance, effective 08/04/14. Promotion

SEPARATIONS FOR THE PERIOD OF July 22, 2014 – August 22, 2014

Valerie Bailey – Attorney Specialist, Grade C126, Central Administration, Legal Services, effective 08/04/14.
1 Year, 3 months, 26 days. 01

Petra Bland – Public School Program Advisor, Grade C122, Division of Learning Services, Special Education, effective 08/05/14. 8 Years, 10 months, 9 days. 01

Nancy Bramlette– ADE APSCN Field Analyst, Grade C121, Division of Fiscal and Administrative Services, APSCN, effective 08/08/14. 16 Years, 4months, 2 days. Retirement

Ashley Cooper – Public School Program Advisor, Grade C122, Division of Learning Services, Professional Development, effective 08/01/14. 0 Years, 6 months, 10 days. 01

Rhonda Colberg – Public School Program Advisor, Grade C122, Division of Learning Services, Special Education, effective 07/31/14. 8 Years, 9 months, 21 days. 01

Jennifer George – Public Information Coordinator, Grade C120, Central Administration, Communications, effective 08/01/14. 2 Years, 5 months, 4 days. 01

***Theodore Howard – Administrative Specialist III, Grade C112 , Division of Human Resources/Licensure, Office of Educator Effectiveness, effective 08/07/14. 0 Years, 5 months, 4 days. 01**

Rosalyn Huddleston – ADE APSCN Field Analyst, Grade C121, Division of Fiscal and Administrative Services, APSCN, effective 08/08/14. 16 Years, 4 months, 2 days. Retirement

Belinda King –Public School Program Advisor, Grade C122, Division of Learning Services, Special Education, effective 08/01/14. 2 Years, 5 months, 18 days. 01

Melody Morgan – ADE Special Advisor, Grade N908, Division of Learning Services, Student Assessment, effective 08/08/14. 2 Years, 0 months, 30 days. 01

***Stanley Paul – Public School Program Advisor, Grade C122, Division of Learning Services, Professional Development, effective 08/05/14. 10 Years, 9 months, 22 days. 01**

Trent Saracini – Public School Program Advisor, Grade C122, Division of Human Resources/Licensure, Office of Educator Effectiveness, effective 08/08/14. 1 Year, 0 months, 16 days. 01

Steven Scoggins – Public School Program Advisor, Grade C122, Division of Learning Services, School Improvement, effective 08/12/14. 1 Year, 0 months, 25 days. 01

***LaTanya Taylor – Public School Program Advisor, Grade C122, Division of Learning Services, Student Assessment, effective 08/05/14. 6 Years, 11 months, 22 days. 01**

***Minority**

**AASIS Codes:
01 – Voluntary
Retirement**

Additional Licensure Waiver Requests
2014 - 2015 School Year
September State Board Meeting

| LEA | District Name | # Waivers Requested | Teacher Name | License Areas | ALP Code | Out of Area | Years ALP | Granted/Denied |
|------|---|---------------------|----------------------|---|----------|---|----------------------------------|----------------|
| 1520 | ARCH FORD EDUCATIONAL SERVICE | 1 | BARNHART, ERICA | 166-Eng Lang Arts 7-12, 267-Earth Science 7-12, 269-Physical Science 7-12 | 236 | 236-PE/Wellness/Leisure 7-12 | 14-15 | Granted |
| 3520 | ARK. RIVER EDUC. SERVICE CNTR. | 4 | DONHAM, SHERYL | 001-Early Childhood Education PK-4 | 231 | 231-Special Ed Ech Inst Specialist PK-4 | 14-15 | Granted |
| | | | MCGEHEE, JENNIFER | 183-Elementary K-6 K-6, 230-Special Ed Inst Specialist 4-12, 001-Early Childhood Education PK-4 | 231 | 231-Special Ed Ech Inst Specialist PK-4 | 14-15 | Granted |
| | | | PARKS, LASHUNDRA | 001-Early Childhood Education PK-4 | 231 | 231-Special Ed Ech Inst Specialist PK-4 | 13-14 14-15 | Granted |
| | | | WILSON, VASHANTI | 001-Early Childhood Education PK-4 | 231 | 231-Special Ed Ech Inst Specialist PK-4 | 12-13 13-14 14-15 | Granted |
| 6092 | ARK. SCHOOL FOR THE DEAF | 1 | GREIMAN, JENNIFER | 200-Mathematics 7-12 | 288 | 288-Guid & Counseling K-12 | 14-15 | Granted |
| | ARKANSAS CONSOLIDATED SCHOOL SYSTEM - DYS | 4 | BROWNFIELD, BRITTNEY | 200-Mathematics 7-12 | 250 | 250-Business Technology 4-12 | 14-15 | Granted |
| | | | GRIFFIN, DINAH | 002-Middle Childhood Lang Arts/SS 4-8, 082-Secondary Physical Education 7-12, 085-Elementary Physical Education K-6, 131-General Science 7-12, 168-Middle Childhood Science/Math 4-8, 170-Life/Earth Science 7-12 | 200, 269 | 200-Mathematics 7-12, 269-Physical Science 7-12 | 14-15 | Granted |
| | | | | 002-Middle Childhood Lang Arts/SS 4-8, 168-Middle Childhood Science/Math 4-8, 001-Early Childhood Education PK-4 | 230 | 230-Special Ed Inst Specialist 4-12 | 11-12 12-13 13-14 14-15 | Denied |
| | ARKANSAS CORRECTIONAL SCHOOL | 1 | WASHINGTON, HOSEA | 167-Social Studies 7-12, 184-Elementary 1-6 | 302 | 302-Building Level Administrator 5-12 | 14-15 | Granted |

Additional Licensure Waiver Requests
2014 - 2015 School Year
September State Board Meeting

| LEA | District Name | # Waivers Requested | Teacher Name | License Areas | ALP Code | Out of Area | Years ALP | Granted/Denied |
|------|-----------------------------|---------------------|-----------------------|--|-------------|---|----------------------------------|--------------------|
| | ARKANSAS PEDIATRIC FACILITY | 2 | CAMPBELL, MINDY | 002-Middle Childhood Lang Arts/SS 4-8, 168-Middle Childhood Science/Math 4-8 | 230 | 230-Special Ed Inst Specialist 4-12 | 14-15 | Denied |
| | | | FORCIER, ELYSE | 001-Early Childhood Education PK-4 | 231 | 231-Special Ed Ech Inst Specialist PK-4 | 13-14 14-15 | Granted |
| | ARKANSAS STATE HOSPITAL | 1 | COLLINS, IDA | 107-Grade 5-6 Endorsement (P-4) 5-6, 113-Drama 7-12, 001-Early Childhood Education PK-4 | 230 | 230-Special Ed Inst Specialist 4-12 | 12-13 13-14 14-15 | Granted |
| 4701 | ARMOREL SCHOOL DISTRICT | 1 | HOPPER, KELLEY | 002-Middle Childhood Lang Arts/SS 4-8, 168-Middle Childhood Science/Math 4-8 | 230 | 230-Special Ed Inst Specialist 4-12 | 13-14 14-15 | Granted |
| 4101 | ASHDOWN SCHOOL DISTRICT | 3 | DANIELS, ROBIN | 001-Early Childhood Education PK-4 | 288 | 288-Guid & Counseling K-12 | 14-15 | Granted |
| | | | KING, LINDA | | 261 | 261-Art 7-12 | 14-15 | Denied |
| | | | POUNDS, MARK | 206-Instrumental Music 7-12, 205-Instrumental Music PK-8 | 302 | 302-Building Level Administrator 5-12 | 13-14 14-15 | Granted |
| 7301 | BALD KNOB SCHOOL DISTRICT | 4 | GOACHER, LINDSAY | 001-Early Childhood Education PK-4 | 254 | 254-Middle School Math 4-8 | 14-15 | Granted |
| | | | MUCKELBERG, STEPHAINE | 002-Middle Childhood Lang Arts/SS 4-8, 168-Middle Childhood Science/Math 4-8 | 299, 300 | 299-Guid & Counseling PK-8, 300-Guid & Counseling 7-12 | 13-14 14-15 13-14 14-15 | Granted Granted |
| | | | RAGSDALE, MATTHEW | 236-PE/Wellness/Leisure 7-12, 293-Coaching 7-12, 235-PE/Wellness/Leisure PK-8, 271-Coaching K-12 | 167 | 167-Social Studies 7-12 | 14-15 | Granted |
| 3201 | BATESVILLE SCHOOL DISTRICT | 2 | DAILEY, NICK | 236-PE/Wellness/Leisure 7-12, 235-PE/Wellness/Leisure PK-8, 271-Coaching K-12 | 256 | 256-Middle School Social Studies 4-8 | 14-15 | Granted |
| | | | GAVIN, RACHAEL | 236-PE/Wellness/Leisure 7-12, 235-PE/Wellness/Leisure PK-8, 271-Coaching K-12 | 256 | 256-Middle School Social Studies 4-8 | 14-15 | Granted |

Additional Licensure Waiver Requests
2014 - 2015 School Year
September State Board Meeting

| LEA | District Name | # Waivers Requested | Teacher Name | License Areas | ALP Code | Out of Area | Years ALP | Granted/Denied |
|------|--------------------------------|---------------------|------------------|---|----------|---|----------------|----------------|
| 1601 | BAY SCHOOL DISTRICT | 3 | WELCH JR, GROVER | 166-Eng Lang Arts 7-12 | 108, 004 | 108-Journalism 7-12, 004-Spanish 7-12 | 14-15 | Granted |
| | | | WILSON, HOLLY | 215-Family & Con Sci 7-12 | 412 | 412-Career Preparation Endorsement 7-12 | 14-15 | Granted |
| 6302 | BENTON SCHOOL DISTRICT | 2 | MCDUGAL, MARK | 159-Middle School Social Studies 5-8, 202-Art 7-12, 302-Building Level Administrator 5-12, 313-Build Administrator 7-12, 201-Art PK-8 | 311 | 311-District Administrator PK-12 | 14-15 | Granted |
| | | | QUINN, STEVEN | 082-Secondary Physical Education 7-12 | 302 | 302-Building Level Administrator 5-12 | 14-15 | Granted |
| 0801 | BERRYVILLE SCHOOL DISTRICT | 1 | ROMERO, AMY | 001-Early Childhood Education PK-4 | 231 | 231-Special Ed Ech Inst Specialist PK-4 | 14-15 | Granted |
| 3001 | BISMARCK SCHOOL DISTRICT | 3 | CORLEY, LAUREN | 200-Mathematics 7-12 | 254 | 254-Middle School Math 4-8 | 14-15 | Granted |
| | | | MAYES, ASHLEIGH | 202-Art 7-12, 201-Art PK-8 | 289 | 289-Gifted & Talented K-12 | 13-14 14-15 | Granted |
| | | | TAYLOR, SHANE | 236-PE/Wellness/Leisure 7-12, 235-PE/Wellness/Leisure PK-8, 271-Coaching K-12 | 169 | 169-Phys/Earth Science 7-12 | 14-15 | Granted |
| 4201 | BOONEVILLE SCHOOL DISTRICT | 1 | SMITH, MARK | 004-Spanish 7-12, 081-Health Education 7-12, 083-Physical Education K-12, 087-Coaching 7-12, 114-Speech 7-12, 308-ESL 7-12, 003-Spanish PK-8, 307-ESL PK-8, 271-Coaching K-12 | 167 | 167-Social Studies 7-12 | 14-15 | Denied |
| 1603 | BROOKLAND SCHOOL DISTRICT | 1 | BOWMAN, ALAN | 225-Business Tech 7-12, 230-Special Ed Inst Specialist 4-12, 402-Elementary Principal K-9, 231-Special Ed Ech Inst Specialist PK-4, 250-Business Technology 4-12 | 418 | 418-Career Development 7-8 | 14-15 | Granted |
| | CARROLL COUNTY LEARNING CENTER | 1 | BICKEL, JESSICA | 001-Early Childhood Education PK-4 | 231 | 231-Special Ed Ech Inst Specialist PK-4 | 13-14 14-15 | Granted |

Additional Licensure Waiver Requests
2014 - 2015 School Year
September State Board Meeting

| LEA | District Name | # Waivers Requested | Teacher Name | License Areas | ALP Code | Out of Area | Years ALP | Granted/Denied |
|------|----------------------------------|---------------------|-------------------|---|----------|--|-------------------------|----------------|
| 1305 | CLEVELAND COUNTY SCHOOL DISTRICT | 3 | DEDMAN, AMY | 184-Elementary 1-6 | 231 | 231-Special Ed Ech Inst Specialist PK-4 | 14-15 | Granted |
| | | | OTTLEY, LORI | 308-ESL 7-12, 001-Early Childhood Education PK-4, 307-ESL PK-8 | 295, 296 | 295-Lib Media Sci PK-8, 296-Lib Media Sci 7-12 | 13-14 14-15 | Granted |
| | | | | | | | 13-14 14-15 | Granted |
| | CONWAY HUMAN DEVELOPMENT CENTER | 4 | BEARD, DANIEL | 170-Life/Earth Science 7-12 | 230, 231 | 230-Special Ed Inst Specialist 4-12, 231-Special Ed Ech Inst Specialist PK-4 | 13-14 14-15 | Granted |
| | | | | | | | 13-14 14-15 | Granted |
| | | | SULLIVAN, EMILY | 001-Early Childhood Education PK-4 | 230, 231 | 230-Special Ed Inst Specialist 4-12, 231-Special Ed Ech Inst Specialist PK-4 | 14-15 | Granted |
| | | | | | | | 14-15 | Granted |
| 1901 | CROSS COUNTY SCHOOL DISTRICT | 3 | BURTON, LEANNA | 001-Early Childhood Education PK-4 | 230 | 230-Special Ed Inst Specialist 4-12 | 12-13 13-14 14-15 | Granted |
| | | | CLARK, BETTY | 184-Elementary 1-6, 298-Reading Specialist 7-12, 297-Reading Specialist PK-8 | 230 | 230-Special Ed Inst Specialist 4-12 | 13-14 14-15 | Denied |
| | | | CRISMON, AMY | 169-Phys/Earth Science 7-12, 170-Life/Earth Science 7-12 | 230 | 230-Special Ed Inst Specialist 4-12 | 14-15 | Granted |
| 0201 | CROSSETT SCHOOL DISTRICT | 4 | BAILEY, MALEENA | 131-General Science 7-12, 268-Life Science 7-12 | 257 | 257-Middle School Science 4-8 | 14-15 | Granted |
| | | | BOHLER, THOMAS | 167-Social Studies 7-12, 293-Coaching 7-12, 271-Coaching K-12 | 302 | 302-Building Level Administrator 5-12 | 13-14 14-15 | Granted |
| | | | NASON II, WILLIAM | 083-Physical Education K-12 | 236 | 236-PE/Wellness/Leisure 7-12 | 13-14 14-15 | Granted |
| | | | WALL, LINSEY | 166-Eng Lang Arts 7-12 | 208 | 208-Drama/Speech 7-12 | 13-14 14-15 | Granted |
| | CROWLEY'S RIDGE ESC | 1 | ROWTON, ASHLEY | 068-Middle School Spanish 5-8, 184-Elementary 1-6, 001-Early Childhood Education PK-4 | 231 | 231-Special Ed Ech Inst Specialist PK-4 | 14-15 | Granted |

Additional Licensure Waiver Requests
2014 - 2015 School Year
September State Board Meeting

| LEA | District Name | # Waivers Requested | Teacher Name | License Areas | ALP Code | Out of Area | Years ALP | Granted/Denied |
|------|--------------------------------|---------------------|--------------------|---|----------|---------------------------------------|-------------------------|----------------|
| | DELTA FAMILY SERVICES | 2 | BROOKS, JOSHUA | 166-Eng Lang Arts 7-12 | 230 | 230-Special Ed Inst Specialist 4-12 | 13-14 14-15 | Granted |
| | | | DALEY, VICKIE | 111-Middle School Mathematics 5-8, 184-Elementary 1-6 | 230 | 230-Special Ed Inst Specialist 4-12 | 12-13 13-14 14-15 | Granted |
| 3102 | DIERKS SCHOOL DISTRICT | 1 | COWART, JODY | 081-Health Education 7-12, 082-Secondary Physical Education 7-12, 087-Coaching 7-12, 302-Building Level Administrator 5-12, 313-Build Administrator 7-12, 312-Build Administrator PK-8, 271-Coaching K-12 | 302 | 302-Building Level Administrator 5-12 | 14-15 | Granted |
| 5301 | EAST END SCHOOL DISTRICT | 1 | AYNES, MARCUS | 236-PE/Wellness/Leisure 7-12, 293-Coaching 7-12, 235-PE/Wellness/Leisure PK-8, 271-Coaching K-12 | 170 | 170-Life/Earth Science 7-12 | 13-14 14-15 | Granted |
| 4302 | ENGLAND SCHOOL DISTRICT | 2 | BELL, JOHN | 081-Health Education 7-12, 082-Secondary Physical Education 7-12, 087-Coaching 7-12, 403-Secondary Principal 5-12, 250-Business Technology 4-12, 271-Coaching K-12 | 418 | 418-Career Development 7-8 | 14-15 | Granted |
| | | | STEPHENS, BRADFORD | | 230 | 230-Special Ed Inst Specialist 4-12 | 14-15 | Denied |
| 0802 | EUREKA SPRINGS SCHOOL DISTRICT | 2 | ALLEN, DALE | 166-Eng Lang Arts 7-12, 200-Mathematics 7-12 | 289 | 289-Gifted & Talented K-12 | 14-15 | Granted |
| | | | ELMORE, KATHY | 002-Middle Childhood Lang Arts/SS 4-8, 037-Computer Tech Endorsement 7-12, 168-Middle Childhood Science/Math 4-8, 001-Early Childhood Education PK-4 | 418 | 418-Career Development 7-8 | 14-15 | Granted |
| 7202 | FARMINGTON SCHOOL DISTRICT | 1 | DANIELS, KYLIE | 056-Middle School English 5-8, 159-Middle School Social Studies 5-8, 184-Elementary 1-6 | 230 | 230-Special Ed Inst Specialist 4-12 | 13-14 14-15 | Granted |

Additional Licensure Waiver Requests
2014 - 2015 School Year
September State Board Meeting

| LEA | District Name | # Waivers Requested | Teacher Name | License Areas | ALP Code | Out of Area | Years ALP | Granted/Denied |
|------|------------------------------|---------------------|-----------------------|--|-------------|--|----------------|----------------|
| 6201 | FORREST CITY SCHOOL DISTRICT | 1 | SEXTON, STEVEN | 236-PE/Wellness/Leisure 7-12, 293-Coaching 7-12, 271-Coaching K-12 | 200 | 200-Mathematics 7-12 | 14-15 | Granted |
| 0404 | GRAVETTE SCHOOL DISTRICT | 1 | SUMMERFORD, STEPHANIE | 159-Middle School Social Studies 5-8, 183-Elementary K-6 K-6, 001-Early Childhood Education PK-4, 312-Build Administrator PK-8 | 280 | 280-Curriculum Prog Adm/Curriculum P-12 | 13-14 14-15 | Granted |
| 0803 | GREEN FOREST SCHOOL DISTRICT | 3 | BANKS, ZOE | 002-Middle Childhood Lang Arts/SS 4-8, 168-Middle Childhood Science/Math 4-8 | 230 | 230-Special Ed Inst Specialist 4-12 | 13-14 14-15 | Granted |
| | | | MANLEY, PATRICIA | 004-Spanish 7-12, 052-English 7-12, 300-Guid & Counseling 7-12, 4060-Drama 7-12 | 108, 114 | 108-Journalism 7-12, 114-Speech 7-12 | 14-15 | Granted |
| | | | | | | | 14-15 | Granted |
| 2303 | GREENBRIER SCHOOL DISTRICT | 4 | HOGG, SHERRY | 159-Middle School Social Studies 5-8, 184-Elementary 1-6 | 299, 300 | 299-Guid & Counseling PK-8, 300-Guid & Counseling 7-12 | 13-14 14-15 | Denied |
| | | | MURRAY, DAVID | 082-Secondary Physical Education 7-12, 087-Coaching 7-12, 225-Business Tech 7-12, 403-Secondary Principal 5-12, 412-Career Preparation Endorsement 7-12, 9035-Gen Coop Education 7-12, 9042-Work Place Readiness 7-12, 250-Business Technology 4-12, 271-Coaching K-12 | 418 | 418-Career Development 7-8 | 14-15 | Granted |
| | | | | | | | 13-14 14-15 | Denied |
| | | | PASSMORE, JOHNNY | 002-Middle Childhood Lang Arts/SS 4-8, 168-Middle Childhood Science/Math 4-8 | 289 | 289-Gifted & Talented K-12 | 13-14 14-15 | Granted |

Additional Licensure Waiver Requests
2014 - 2015 School Year
September State Board Meeting

| LEA | District Name | # Waivers Requested | Teacher Name | License Areas | ALP Code | Out of Area | Years ALP | Granted/Denied |
|------|-------------------------------|---------------------|---------------------|--|-------------|--|--|--------------------|
| 7204 | GREENLAND SCHOOL DISTRICT | 3 | LEHEW, REBECCA | 184-Elementary 1-6, 255-Middle School English 4-8, 256-Middle School Social Studies 4-8, 257-Middle School Science 4-8 | 286 | 286-Library Media Spec K-12 | 14-15 | Granted |
| | | | RIDENOURE, KIMBERLY | 001-Early Childhood Education PK-4 | 296 | 296-Lib Media Sci 7-12 | 12-13 13-14 14-15 | Granted |
| | | | ROBERTS, ASHLEE | 159-Middle School Social Studies 5-8, 184-Elementary 1-6 | 230 | 230-Special Ed Inst Specialist 4-12 | 14-15 | Granted |
| 0203 | HAMBURG SCHOOL DISTRICT | 1 | MCMAHEN, MARY | 236-PE/Wellness/Leisure 7-12, 235-PE/Wellness/Leisure PK-8, 271-Coaching K-12 | 215 | 215-Family & Con Sci 7-12 | 14-15 | Granted |
| 5602 | HARRISBURG SCHOOL DISTRICT | 4 | CRISS, ANGELA | 054-Journalism 7-12, 166-Eng Lang Arts 7-12 | 286 | 286-Library Media Spec K-12 | 14-15 | Granted |
| | | | MICHAELS, LEAH | 001-Early Childhood Education PK-4 | 230 | 230-Special Ed Inst Specialist 4-12 | 11-12 13-14 14-15 | Granted |
| | | | TATE, JANE A | 001-Early Childhood Education PK-4 | 168, 002 | 168-Middle Childhood Science/Math 4-8, 002-Middle Childhood Lang Arts/SS 4-8 | 12-13 13-14 14-15 12-13 13-14 14-15 | Granted Granted |
| 1202 | HEBER SPRINGS SCHOOL DISTRICT | 1 | BLY, LISA | 002-Middle Childhood Lang Arts/SS 4-8, 168-Middle Childhood Science/Math 4-8 | 230 | 230-Special Ed Inst Specialist 4-12 | 14-15 | Granted |
| 6804 | HIGHLAND SCHOOL DISTRICT | 1 | SCRIBNER, VALARIE | 031-Business Ed/Sect Endors 7-12, 036-Business Ed/Voc Endors 7-12 | 302 | 302-Building Level Administrator 5-12 | 14-15 | Granted |
| 2903 | HOPE SCHOOL DISTRICT | 2 | ANDERSON, NINA | 168-Middle Childhood Science/Math 4-8 | 200 | 200-Mathematics 7-12 | 09-10 10-11 11-12 14-15 | Denied |
| | | | MULDREW, KELLY | 236-PE/Wellness/Leisure 7-12, 235-PE/Wellness/Leisure PK-8, 271-Coaching K-12 | 167 | 167-Social Studies 7-12 | 14-15 | Granted |

Additional Licensure Waiver Requests
2014 - 2015 School Year
September State Board Meeting

| LEA | District Name | # Waivers Requested | Teacher Name | License Areas | ALP Code | Out of Area | Years ALP | Granted/ Denied |
|------|--|---------------------|-----------------------|--|-------------|---|--------------------------------------|------------------------|
| 6202 | HUGHES SCHOOL DISTRICT | 5 | KING, WILLIAM | 166-Eng Lang Arts 7-12 | 167 | 167-Social Studies 7-12 | 14-15 | Denied |
| | | | ROBERSON, RICKYE | 002-Middle Childhood Lang Arts/SS 4-8, 168-Middle Childhood Science/Math 4-8 | 288 | 288-Guid & Counseling K-12 | 13-14 14-15 | Denied |
| | | | ROBINSON-BELL, SHERRI | 224-Business Tech 4-8, 225-Business Tech 7-12, 250-Business Technology 4-12 | 215 | 215-Family & Con Sci 7-12 | 14-15 | Denied |
| | | | SELVY, BETTY | 159-Middle School Social Studies 5-8, 183-Elementary K-6 K-6, 301-Administrator K-12, 402-Elementary Principal K-9, 001-Early Childhood Education PK-4 | 305, 306 | 305-Gift & Talented PK-8, 306-Gift & Talented 7-12 | 13-14 14-15 13-14 14-15 | Granted Granted |
| 3405 | JACKSON CO. SCHOOL DISTRICT | 5 | DRAKE, FELICIA | 051-Reading 1-12, 184-Elementary 1-6 | 253 | 253-Elementary K-6 | 14-15 | Granted |
| | | | HOLLAND, ANGELIA | 036-Business Ed/Voc Endors 7-12, 225-Business Tech 7-12, 413-Career Ser Special Population 7-12, 250-Business Technology 4-12 | 300 | 300-Guid & Counseling 7-12 | 12-13 13-14 14-15 | Granted |
| | | | JONES, PAULA | 002-Middle Childhood Lang Arts/SS 4-8, 168-Middle Childhood Science/Math 4-8 | 286 | 286-Library Media Spec K-12 | 14-15 | Granted |
| | | | WATSON, ELIZABETH | 001-Early Childhood Education PK-4 | 295, 296 | 295-Lib Media Sci PK-8, 296-Lib Media Sci 7-12 | 13-14 14-15 13-14 14-15 | Granted Granted |
| | JACKSONVILLE LIGHTHOUSE CHARTER SCHOOL | 1 | FELTON, WILLIAM | 159-Middle School Social Studies 5-8, 184-Elementary 1-6 | 302 | 302-Building Level Administrator 5-12 | 14-15 | Denied |
| 7003 | JUNCTION CITY SCHOOL DISTRICT | 2 | LOWE, WILLIAM | 082-Secondary Physical Education 7-12, 166-Eng Lang Arts 7-12, 403-Secondary Principal 5-12 | 311 | 311-District Administrator PK-12 | 14-15 | Granted |
| | | | MASON, MELANIE | 167-Social Studies 7-12 | 302 | 302-Building Level Administrator 5-12 | 14-15 | Granted |

Additional Licensure Waiver Requests
2014 - 2015 School Year
September State Board Meeting

| LEA | District Name | # Waivers Requested | Teacher Name | License Areas | ALP Code | Out of Area | Years ALP | Granted/ Denied |
|------|------------------------|---------------------|-------------------|---|---------------------|--|----------------|-----------------|
| 3604 | LAMAR SCHOOL DISTRICT | 5 | BROWN, MEGAN | 114-Speech 7-12, 225-Business Tech 7-12, 250-Business Technology 4-12 | 113 | 113-Drama 7-12 | 14-15 | Granted |
| | | | BUCHANAN, LARA | 004-Spanish 7-12 | 166 | 166-Eng Lang Arts 7-12 | 13-14 14-15 | Granted |
| | | | MINCHEW, KRYSTAL | 001-Early Childhood Education PK-4 | 289 | 289-Gifted & Talented K-12 | 14-15 | Granted |
| | | | MORAN, KYLE | 081-Health Education 7-12, 083-Physical Education K-12, 087-Coaching 7-12, 7010-Arkansas History 5-8, 7015-American History 5-8, 7065-Geography 7-12, 271-Coaching K-12 | 254 | 254-Middle School Math 4-8 | 14-15 | Granted |
| | | | WICKER, ALLISSA | 001-Early Childhood Education PK-4, 231-Special Ed Ech Inst Specialist PK-4 | 230 | 230-Special Ed Inst Specialist 4-12 | 14-15 | Granted |
| 6605 | LAVACA SCHOOL DISTRICT | 4 | NEWHART, MARCIE | 002-Middle Childhood Lang Arts/SS 4-8, 296-Lib Media Sci 7-12, 001-Early Childhood Education PK-4, 295-Lib Media Sci PK-8 | 167, 204, 206 | 167-Social Studies 7-12, 204-Vocal Music 7-12, 206-Instrumental Music 7-12 | 13-14 14-15 | Denied |
| | | | | | | | 13-14 14-15 | Denied |
| | | | | | | | 13-14 14-15 | Denied |
| | | | STOVALL, NICHOLAS | 236-PE/Wellness/Leisure 7-12, 235-PE/Wellness/Leisure PK-8, 271-Coaching K-12 | 254 | 254-Middle School Math 4-8 | 14-15 | Granted |

Additional Licensure Waiver Requests
2014 - 2015 School Year
September State Board Meeting

| LEA | District Name | # Waivers Requested | Teacher Name | License Areas | ALP Code | Out of Area | Years ALP | Granted/Denied |
|------|---------------------------|---------------------|----------------------|---|----------|---|-----------|----------------|
| 7205 | LINCOLN SCHOOL DISTRICT | 5 | BURKS, SHANNON | 082-Secondary Physical Education 7-12, 087-Coaching 7-12, 413-Career Ser Special Population 7-12, 271-Coaching K-12 | 236 | 236-PE/Wellness/Leisure 7-12 | 14-15 | Granted |
| | | | HUFFMASTER, JENNIFER | 002-Middle Childhood Lang Arts/SS 4-8, 168-Middle Childhood Science/Math 4-8 | 286 | 286-Library Media Spec K-12 | 14-15 | Granted |
| | | | JANUARY, ASHLEY | 001-Early Childhood Education PK-4 | 231 | 231-Special Ed Ech Inst Specialist PK-4 | 14-15 | Granted |
| | | | POURMEHDI, MEENA | 001-Early Childhood Education PK-4 | 230 | 230-Special Ed Inst Specialist 4-12 | 14-15 | Granted |
| | | | REED, JAMILYN | 001-Early Childhood Education PK-4 | 230 | 230-Special Ed Inst Specialist 4-12 | 14-15 | Granted |
| 6606 | MANSFIELD SCHOOL DISTRICT | 4 | OVERTON, CHARLES | 236-PE/Wellness/Leisure 7-12, 235-PE/Wellness/Leisure PK-8, 271-Coaching K-12 | 167 | 167-Social Studies 7-12 | 14-15 | Granted |
| | | | OVERTON, DANIELLE | 215-Family & Con Sci 7-12 | 170 | 170-Life/Earth Science 7-12 | 14-15 | Granted |
| | | | SADOSKI, TRACEY | 169-Phys/Earth Science 7-12, 170-Life/Earth Science 7-12, 215-Family & Con Sci 7-12, 225-Business Tech 7-12, 308-ESL 7-12, 307-ESL PK-8, 250-Business Technology 4-12 | 300 | 300-Guid & Counseling 7-12 | 14-15 | Granted |
| | | | SPENCER, FRANCES | 001-Early Childhood Education PK-4 | 230 | 230-Special Ed Inst Specialist 4-12 | 14-15 | Granted |
| 2803 | MARMADUKE SCHOOL DISTRICT | 1 | COLLIER, MATTHEW | 002-Middle Childhood Lang Arts/SS 4-8, 167-Social Studies 7-12, 168-Middle Childhood Science/Math 4-8 | 108 | 108-Journalism 7-12 | 14-15 | Granted |
| 7403 | MCCRORY SCHOOL DISTRICT | 1 | ROBERTSON, TEAH | 001-Early Childhood Education PK-4 | 289 | 289-Gifted & Talented K-12 | 14-15 | Granted |

Additional Licensure Waiver Requests
2014 - 2015 School Year
September State Board Meeting

| LEA | District Name | # Waivers Requested | Teacher Name | License Areas | ALP Code | Out of Area | Years ALP | Granted/Denied |
|------|-------------------------------|---------------------|--------------------|---|-------------|---|-------------------------|----------------|
| 2105 | MCGEHEE SCHOOL DISTRICT | 3 | NOBLIN, CHELSEA | 166-Eng Lang Arts 7-12 | 230 | 230-Special Ed Inst Specialist 4-12 | 14-15 | Granted |
| | | | SIMS, JAMIE | 184-Elementary 1-6, 312-Build Administrator PK-8 | 260 | 260-Art K-6 | 14-15 | Granted |
| | | | THOMAS, REBECCA | 166-Eng Lang Arts 7-12 | 230 | 230-Special Ed Inst Specialist 4-12 | 13-14 14-15 | Denied |
| | METHODIST CHILDREN'S HOME | 3 | PRICE, KATHERINE | 001-Early Childhood Education PK-4 | 230 | 230-Special Ed Inst Specialist 4-12 | 14-15 | Granted |
| | | | SIMS, KIMBERLY | 002-Middle Childhood Lang Arts/SS 4-8, 168-Middle Childhood Science/Math 4-8 | 230 | 230-Special Ed Inst Specialist 4-12 | 12-13 13-14 14-15 | Granted |
| | | | WORKS, KATIE | 167-Social Studies 7-12 | 230 | 230-Special Ed Inst Specialist 4-12 | 13-14 14-15 | Granted |
| | METHODIST FAMILY HEALTH | 2 | EASTER SR, CLIFTON | 002-Middle Childhood Lang Arts/SS 4-8, 107-Grade 5-6 Endorsement (P-4) 5-6, 168-Middle Childhood Science/Math 4-8, 453-Reading Specialist K-12 K-12, 001-Early Childhood Education PK-4 | 230 | 230-Special Ed Inst Specialist 4-12 | 13-14 14-15 | Granted |
| | | | OLIVER, CECILIE | 183-Elementary K-6 K-6, 001-Early Childhood Education PK-4 | 231 | 231-Special Ed Ech Inst Specialist PK-4 | 13-14 14-15 | Granted |
| | MILLCREEK OF ARKANSAS | 2 | GLASS, TERESA | 183-Elementary K-6 K-6, 001-Early Childhood Education PK-4 | 230 | 230-Special Ed Inst Specialist 4-12 | 13-14 14-15 | Granted |
| | | | TRABAND, RONDA | 082-Secondary Physical Education 7-12, 086-Middle School Physical Edu 5-8, 159-Middle School Social Studies 5-8 | 230 | 230-Special Ed Inst Specialist 4-12 | 14-15 | Granted |
| 6901 | MOUNTAIN VIEW SCHOOL DISTRICT | 1 | KNAPP, KAYLA | 001-Early Childhood Education PK-4 | 289 | 289-Gifted & Talented K-12 | 14-15 | Granted |
| 3105 | NASHVILLE SCHOOL DISTRICT | 2 | EVANS, CRYSTAL | 167-Social Studies 7-12, 001-Early Childhood Education PK-4, 419-Grade 5/6 Business Tech Endors 5-6 | 299, 300 | 299-Guid & Counseling PK-8, 300-Guid & Counseling 7-12 | 13-14 14-15 | Granted |
| | | | | | | | 13-14 14-15 | Granted |

Additional Licensure Waiver Requests
2014 - 2015 School Year
September State Board Meeting

| LEA | District Name | # Waivers Requested | Teacher Name | License Areas | ALP Code | Out of Area | Years ALP | Granted/ Denied |
|------|--------------------------------|---------------------|-------------------------|---|----------|--|----------------------------------|--------------------|
| 1611 | NETTLETON SCHOOL DISTRICT | 1 | FOSTER, EMMA | 002-Middle Childhood Lang Arts/SS 4-8, 168-Middle Childhood Science/Math 4-8, 298-Reading Specialist 7-12, 297-Reading Specialist PK-8 | 418 | 418-Career Development 7-8 | 14-15 | Granted |
| 0304 | NORFORK SCHOOL DISTRICT | 2 | SPERRY, KRISTOPHER | | 166, 114 | 166-Eng Lang Arts 7-12, 114 -Speech 7-12 | 14-15 14-15 | Denied Denied |
| 0504 | OMAHA SCHOOL DISTRICT | 1 | BARNETT, AMBER | 166-Eng Lang Arts 7-12 | 208 | 208-Drama/Speech 7-12 | 14-15 | Granted |
| 4713 | OSCEOLA SCHOOL DISTRICT | 1 | HOUSE II, PAUL | 002-Middle Childhood Lang Arts/SS 4-8, 168-Middle Childhood Science/Math 4-8 | 230 | 230-Special Ed Inst Specialist 4-12 | 14-15 | Granted |
| 6505 | OZARK MOUNTAIN SCHOOL DISTRICT | 2 | MARSHALL, MICKI | 054-Journalism 7-12, 166-Eng Lang Arts 7-12, 208-Drama/Speech 7-12, 222-Marketing Tech 7-12, 4050-Oral Communications 7-12, 411-Career Orientation Endorsement 7-12 | 299, 300 | 299-Guid & Counseling PK-8, 300-Guid & Counseling 7-12 | 13-14 14-15 13-14 14-15 | Granted Granted |
| 1104 | PIGGOTT SCHOOL DISTRICT | 3 | FINIGAN, CANDYE | 255-Middle School English 4-8, 256-Middle School Social Studies 4-8, 257-Middle School Science 4-8 | 230 | 230-Special Ed Inst Specialist 4-12 | 14-15 | Granted |
| | | | MORGAN, PAMELA | 183-Elementary K-6 K-6, 001-Early Childhood Education PK-4 | 295 | 295-Lib Media Sci PK-8 | 12-13 13-14 14-15 | Denied |
| | | | RAU, WALTER | 167-Social Studies 7-12 | 269 | 269-Physical Science 7-12 | 14-15 | Granted |
| 3505 | PINE BLUFF SCHOOL DISTRICT | 2 | GARDNER-JOHNSON, EVETTE | 002-Middle Childhood Lang Arts/SS 4-8, 168-Middle Childhood Science/Math 4-8 | 300 | 300-Guid & Counseling 7-12 | 14-15 | Granted |
| | | | JOHNSTON, ELLIE | 001-Early Childhood Education PK-4 | 286 | 286-Library Media Spec K-12 | 14-15 | Granted |

Additional Licensure Waiver Requests
2014 - 2015 School Year
September State Board Meeting

| LEA | District Name | # Waivers Requested | Teacher Name | License Areas | ALP Code | Out of Area | Years ALP | Granted/Denied |
|------|---------------------------|---------------------|------------------|---|---------------------|---|-------------------------|-------------------------------|
| 5006 | PRESCOTT SCHOOL DISTRICT | 4 | GALARZA, JAMES | 081-Health Education 7-12, 082-Secondary Physical Education 7-12, 087-Coaching 7-12, 159-Middle School Social Studies 5-8, 302-Building Level Administrator 5-12, 312-Build Administrator PK-8, 271-Coaching K-12 | 230 | 230-Special Ed Inst Specialist 4-12 | 13-14 14-15 | Granted |
| | | | WADE, ALEXANDREA | 001-Early Childhood Education PK-4 | 263, 266 | 263-Instrumental Music K-6, 266-Vocal Music K-6 | 14-15 14-15 | Granted Granted |
| | | | WELCH, TYLER | | 166 | 166-Eng Lang Arts 7-12 | 14-15 | Denied |
| | QUAPAW HOUSE, INC. | 1 | HENDERSON, CLYDE | 267-Earth Science 7-12 | 230 | 230-Special Ed Inst Specialist 4-12 | 14-15 | Granted |
| 1203 | QUITMAN SCHOOL DISTRICT | 5 | HAMMOND, LUKE | 236-PE/Wellness/Leisure 7-12, 235-PE/Wellness/Leisure PK-8 | 167 | 167-Social Studies 7-12 | 14-15 | Granted |
| | | | SHRABLE, BRETT | 002-Middle Childhood Lang Arts/SS 4-8, 168-Middle Childhood Science/Math 4-8, 236-PE/Wellness/Leisure 7-12, 293-Coaching 7-12, 417-Driver Education Endorsement 7-12, 235-PE/Wellness/Leisure PK-8, 271-Coaching K-12 | 167 | 167-Social Studies 7-12 | 14-15 | Granted |
| | | | WEST, MARY | 166-Eng Lang Arts 7-12 | 230, 200, 267 | 230-Special Ed Inst Specialist 4-12, 200-Mathematics 7-12, 267-Earth Science 7-12 | 13-14 14-15 14-15 | Granted Granted Granted |
| 1613 | RIVERSIDE SCHOOL DISTRICT | 1 | WHEELER, MIRANDA | 002-Middle Childhood Lang Arts/SS 4-8, 166-Eng Lang Arts 7-12, 168-Middle Childhood Science/Math 4-8 | 230 | 230-Special Ed Inst Specialist 4-12 | 14-15 | Granted |
| 7310 | ROSE BUD SCHOOL DISTRICT | 1 | THARP, AMANDA | 002-Middle Childhood Lang Arts/SS 4-8, 168-Middle Childhood Science/Math 4-8 | 286 | 286-Library Media Spec K-12 | 14-15 | Granted |

Additional Licensure Waiver Requests
2014 - 2015 School Year
September State Board Meeting

| LEA | District Name | # Waivers Requested | Teacher Name | License Areas | ALP Code | Out of Area | Years ALP | Granted/ Denied |
|------|------------------------------|---------------------|------------------|---|----------|---|-------------------------|-----------------|
| 5805 | RUSSELLVILLE SCHOOL DISTRICT | 11 | BRILL, NICHOLAS | 228-PE/Wellness/Leisure 7-12, 293-Coaching 7-12, 227-PE/Wellness/Leisure PK-8 | 257 | 257-Middle School Science 4-8 | 14-15 | Granted |
| | | | EDGIN, JOSHUA | 002-Middle Childhood Lang Arts/SS 4-8, 167-Social Studies 7-12, 168-Middle Childhood Science/Math 4-8, 228-PE/Wellness/Leisure 7-12 | 302 | 302-Building Level Administrator 5-12 | 13-14 14-15 | Granted |
| | | | MIZUR, WILLIAM | 167-Social Studies 7-12 | 229 | 229-Adult Educ PK-PS | 12-13 13-14 14-15 | Denied |
| | | | MUSSER, KRISTEN | 002-Middle Childhood Lang Arts/SS 4-8, 168-Middle Childhood Science/Math 4-8, 001-Early Childhood Education PK-4, 247-ESL K-12 | 229 | 229-Adult Educ PK-PS | 12-13 13-14 14-15 | Granted |
| | | | NOLAN, WILLIAM | 167-Social Studies 7-12, 302-Building Level Administrator 5-12, 313-Build Administrator 7-12 | 229 | 229-Adult Educ PK-PS | 13-14 14-15 | Granted |
| | | | PAYLOR, ERIC | 167-Social Studies 7-12 | 229 | 229-Adult Educ PK-PS | 13-14 14-15 | Granted |
| | | | PEARSON, BEVERLY | 200-Mathematics 7-12, 4546-Transitional Math 9-12 | 230 | 230-Special Ed Inst Specialist 4-12 | 14-15 | Granted |
| | | | ROBISON, RITA | 001-Early Childhood Education PK-4 | 231 | 231-Special Ed Ech Inst Specialist PK-4 | 13-14 14-15 | Granted |
| | | | ROGERS, JENNIFER | 001-Early Childhood Education PK-4 | 230 | 230-Special Ed Inst Specialist 4-12 | 14-15 | Granted |
| | | | SOLIS, JANET | 002-Middle Childhood Lang Arts/SS 4-8, 004-Spanish 7-12, 168-Middle Childhood Science/Math 4-8, 302-Building Level Administrator 5-12, 308-ESL 7-12, 313-Build Administrator 7-12, 307-ESL PK-8 | 229 | 229-Adult Educ PK-PS | 12-13 13-14 14-15 | Granted |
| | | | WHITING, STEVEN | 230-Special Ed Inst Specialist 4-12, 231-Special Ed Ech Inst Specialist PK-4 | 255 | 255-Middle School English 4-8 | 14-15 | Granted |

Additional Licensure Waiver Requests
2014 - 2015 School Year
September State Board Meeting

| LEA | District Name | # Waivers Requested | Teacher Name | License Areas | ALP Code | Out of Area | Years ALP | Granted/Denied |
|------|--------------------------------|---------------------|--------------------|---|----------|---|-------------------------|----------------|
| 4204 | SCRANTON SCHOOL DISTRICT | 2 | LINKER, SUSAN | 218-Agri Sci & Tech 7-12 | 418 | 418-Career Development 7-8 | 14-15 | Granted |
| | | | STROBEL, GRETA | 001-Early Childhood Education PK-4, 231-Special Ed Ech Inst Specialist PK-4 | 230 | 230-Special Ed Inst Specialist 4-12 | 14-15 | Granted |
| 7311 | SEARCY SCHOOL DISTRICT | 4 | BOATMAN, ELIZABETH | 002-Middle Childhood Lang Arts/SS 4-8, 168-Middle Childhood Science/Math 4-8 | 230 | 230-Special Ed Inst Specialist 4-12 | 12-13 13-14 14-15 | Granted |
| | | | HENDRICKS, BAILEY | 001-Early Childhood Education PK-4 | 231 | 231-Special Ed Ech Inst Specialist PK-4 | 13-14 14-15 | Granted |
| | | | JACKSON, MELANIE | 001-Early Childhood Education PK-4, 231-Special Ed Ech Inst Specialist PK-4 | 230 | 230-Special Ed Inst Specialist 4-12 | 13-14 14-15 | Granted |
| | | | SMITH, ALLANNA | 236-PE/Wellness/Leisure 7-12, 001-Early Childhood Education PK-4, 235-PE/Wellness/Leisure PK-8 | 231 | 231-Special Ed Ech Inst Specialist PK-4 | 13-14 14-15 | Granted |
| 0406 | SILOAM SPRINGS SCHOOL DISTRICT | 2 | BUFF, STACEY | 166-Eng Lang Arts 7-12 | 114 | 114-Speech 7-12 | 14-15 | Granted |
| | | | GRANRUD, MICHELLE | 002-Middle Childhood Lang Arts/SS 4-8, 114-Speech 7-12, 166-Eng Lang Arts 7-12, 167-Social Studies 7-12, 168-Middle Childhood Science/Math 4-8, 230-Special Ed Inst Specialist 4-12, 308-ESL 7-12, 307-ESL PK-8 | 108 | 108-Journalism 7-12 | 14-15 | Granted |
| 7105 | SOUTH SIDE SCH DIST(VANBUREN) | 1 | HULSE, SHAMMI | 001-Early Childhood Education PK-4 | 305 | 305-Gift & Talented PK-8 | 12-13 13-14 14-15 | Granted |

Additional Licensure Waiver Requests
2014 - 2015 School Year
September State Board Meeting

| LEA | District Name | # Waivers Requested | Teacher Name | License Areas | ALP Code | Out of Area | Years ALP | Granted/Denied |
|------|------------------------------------|---------------------|--------------------|---|-------------|--|----------------|----------------|
| 4003 | STAR CITY SCHOOL DISTRICT | 6 | FARABOUGH, JERI | 317-Spch Lang Path PK-12 | 282 | 282-Curr/Prog Admin (Spec Ed) P-12 | 13-14 14-15 | Granted |
| | | | JONES, JULIAN | 236-PE/Wellness/Leisure 7-12, 293-Coaching 7-12, 235-PE/Wellness/Leisure PK-8 | 230 | 230-Special Ed Inst Specialist 4-12 | 13-14 14-15 | Granted |
| | | | MATTHEWS, ELLEN | 001-Early Childhood Education PK-4 | 230 | 230-Special Ed Inst Specialist 4-12 | 13-14 14-15 | Granted |
| | | | MOORE, TABITHA | 001-Early Childhood Education PK-4 | 253 | 253-Elementary K-6 | 14-15 | Granted |
| | | | TRANHAM, STEPHANIE | 001-Early Childhood Education PK-4 | 230 | 230-Special Ed Inst Specialist 4-12 | 13-14 14-15 | Granted |
| | | | VENABLE, JENNIFER | 184-Elementary 1-6, 312-Build Administrator PK-8 | 231 | 231-Special Ed Ech Inst Specialist PK-4 | 13-14 14-15 | Granted |
| | TEXARKANA SPECIAL EDUCATION CENTER | 2 | BOUTROSS, HEATHER | | 231 | 231-Special Ed Ech Inst Specialist PK-4 | 14-15 | Denied |
| | | | TUTT, STARLYN | 218-Agri Sci & Tech 7-12 | 231 | 231-Special Ed Ech Inst Specialist PK-4 | 14-15 | Denied |
| 5605 | TRUMANN SCHOOL DISTRICT | 5 | BOX, KERRI | 002-Middle Childhood Lang Arts/SS 4-8, 168-Middle Childhood Science/Math 4-8 | 312 | 312-Build Administrator PK-8 | 14-15 | Granted |
| | | | FAGAN, ANNA | 183-Elementary K-6 K-6, 001-Early Childhood Education PK-4 | 288 | 288-Guid & Counseling K-12 | 14-15 | Granted |
| | | | GRAMLING, NATHAN | 167-Social Studies 7-12 | 231 | 231-Special Ed Ech Inst Specialist PK-4 | 13-14 14-15 | Granted |
| | | | WILLIAMS, LESLIE | 001-Early Childhood Education PK-4 | 295, 296 | 295-Lib Media Sci PK-8, 296-Lib Media Sci 7-12 | 13-14 14-15 | Granted |
| | | | | | | | 13-14 14-15 | Granted |

Additional Licensure Waiver Requests
2014 - 2015 School Year
September State Board Meeting

| LEA | District Name | # Waivers Requested | Teacher Name | License Areas | ALP Code | Out of Area | Years ALP | Granted/ Denied |
|------|--------------------------------------|---------------------|--------------------------------------|--|----------|---|-------------------------|--------------------|
| 0505 | VALLEY SPRINGS SCHOOL DISTRICT | 2 | SCOTT, KIMBERLY | 002-Middle Childhood Lang Arts/SS 4-8, 159-Middle School Social Studies 5-8, 168-Middle Childhood Science/Math 4-8, 183-Elementary K-6 K-6, 001-Early Childhood Education PK-4 | 296 | 296-Lib Media Sci 7-12 | 12-13 13-14 14-15 | Granted |
| | | | SHERRILL, LISA | 184-Elementary 1-6, 001-Early Childhood Education PK-4 | 280 | 280-Curriculum Prog Adm/Curriculum P-12 | 14-15 | Granted |
| 6401 | WALDRON SCHOOL DISTRICT | 1 | MADDEN, TAMMY | 139-Middle School Science 5-8, 184-Elementary 1-6, 402-Elementary Principal K-9 | 302 | 302-Building Level Administrator 5-12 | 14-15 | Granted |
| 1803 | WEST MEMPHIS SCHOOL DISTRICT | 3 | HANKS, BRITTNEY | 001-Early Childhood Education PK-4 | 255, 256 | 255-Middle School English 4-8, 256-Middle School Social Studies 4-8 | 14-15 | Granted |
| | | | MINK, MATTHEW | 228-PE/Wellness/Leisure 7-12, 227-PE/Wellness/Leisure PK-8 | 167 | 167-Social Studies 7-12 | 14-15 | Granted |
| 7304 | WHITE CO. CENTRAL SCHOOL DIST. | 1 | FROUD, BEVERLY | 214-Family & Con Sci 4-8, 215-Family & Con Sci 7-12, 411-Career Orientation Endorsement 7-12 | 312 | 312-Build Administrator PK-8 | 14-15 | Granted |
| 3510 | WHITE HALL SCHOOL DISTRICT | 4 | FRENCH, RACHAEL | 001-Early Childhood Education PK-4 | 253 | 253-Elementary K-6 | 14-15 | Granted |
| | | | MENARD, JENNIFER | 002-Middle Childhood Lang Arts/SS 4-8, 114-Speech 7-12, 168-Middle Childhood Science/Math 4-8 | 286 | 286-Library Media Spec K-12 | 14-15 | Granted |
| | | | THOMPSON, SHARYLA | 051-Reading 1-12, 184-Elementary 1-6, 419-Grade 5/6 Business Tech Endors 5-6 | 263, 266 | 263-Instrumental Music K-6, 266-Vocal Music K-6 | 14-15 14-15 | Granted Granted |
| 80 | Total # Districts Requesting Waivers | 195 | Total # Waivers Requested this month | <div> <div>Total # of Waivers Granted171</div> <div>Total # of Waivers Denied24</div> <div>Total # of Waivers this month195</div> </div> | | | | |

Long Term Substitutes
September 2014
State Board Agenda

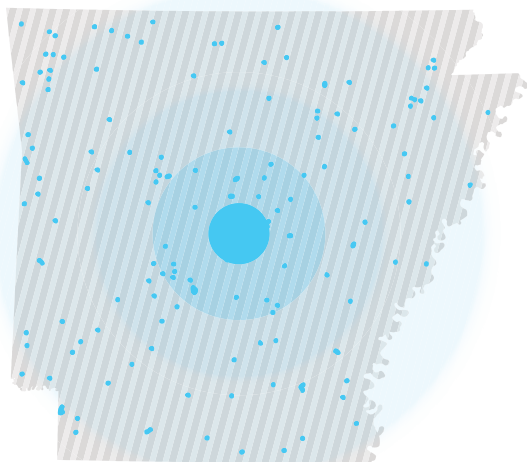
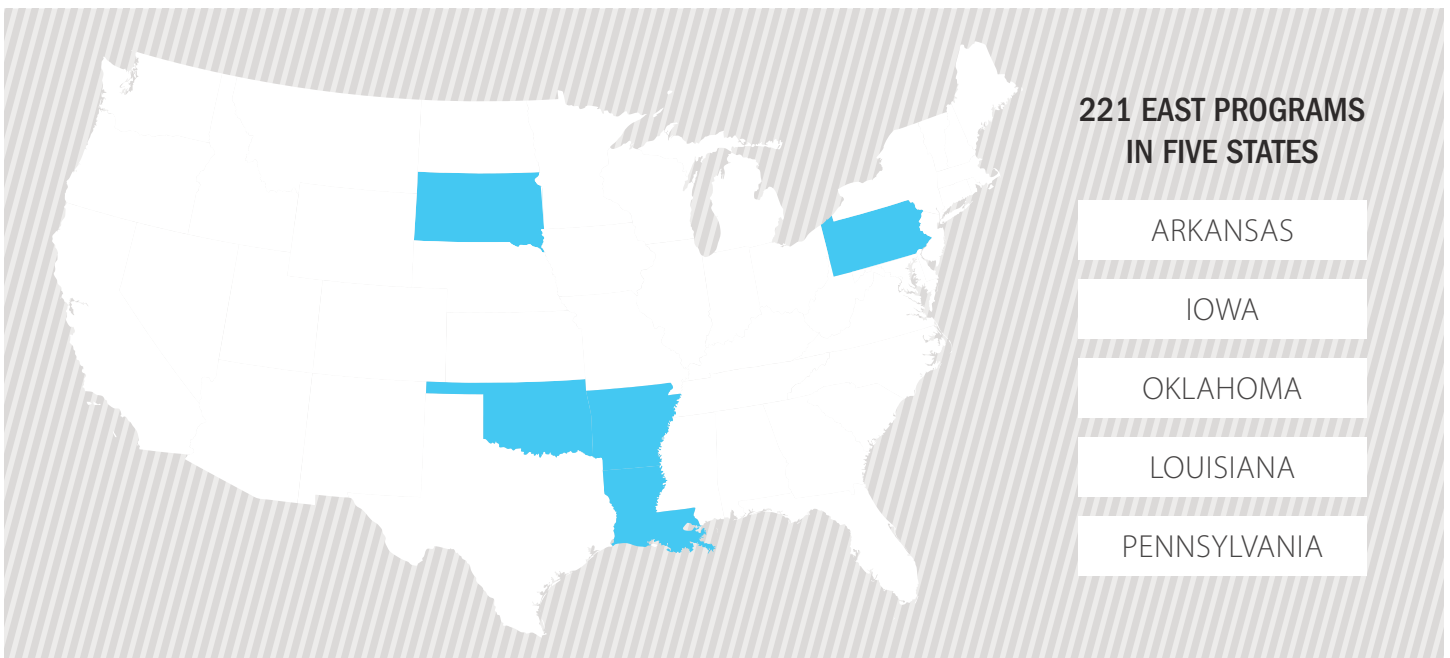
| LEA | District | # Waivers Requested | Substitute Name | Subject | Teacher of Record | Granted/Denied | Semester Granted |
|--|-----------------------------------|---|---------------------|--|-------------------|----------------|------------------|
| | Easter Seals of Little Rock | 1 | Silas, Tammie | Special Education | Vacant | Granted | 1st |
| 6601 | Fort Smith School District | 3 | Donaubauer, Melanie | Elementary Media Specialist | Lyon, Jennifer | Granted | 1st |
| 6601 | | | Elsken, Jo | English/Journalism | Reinhart, Meghan | Granted | 1st |
| 6601 | | | Johnson, Carolyn | Elementary Music | Perry, Jodi | Granted | 1st |
| 4003 | Star City School District | 2 | Jones, Chris | Biology/STEM | Fradsham, Sam | Granted | 1st |
| 4003 | | | Tucker, Suzie | Social Studies 4th Grade | Scott, Shirley | Granted | 1st |
| | Woodbridge Behavioral Care Center | 1 | Doby, Tina Rachelle | Special Education | Vacant | Granted | 1st |
| # Districts Requesting Long Term Substitute Waivers | | # Long Term Substitute Waivers Requested | | # Waivers Granted for Long Term Substitutes | | | |
| 4 | | 7 | | 7 | | | |

EAST[®]initiative

ENVIRONMENTAL AND SPATIAL TECHNOLOGY

The EAST Initiative provides opportunities to engage students through project-based learning, collaboration, technology and civic engagement. EAST connects the dots between communities, 21st century skills and innovative thinking.

EAST schools are equipped with classrooms containing state-of-the-art workstations, servers, software and accessories, including GPS/GIS mapping tools, architectural and CAD design software, 3D animation suites, virtual reality development and more. Students identify problems in their local communities and develop ways to use these tools to develop solutions.



COMMUNITY IMPACT* IN ARKANSAS ALONE

- OVER 1.5 MILLION SERVICE HOURS
- OVER \$15 MILLION IN ECONOMIC IMPACT

**Study conducted in 2010*

The EAST Initiative national headquarters is located in Little Rock, Arkansas, where more than 400 students participate in nearly 100 technical trainings annually.

FEATURED PROJECT

COMMUNITY GARDEN

EAST students at **North Little Rock – East Campus** consider their program a family, not only in their classroom, but also in the community thanks to a farm project they developed in partnership with The People Tree.

The project won the Community Collaboration Award at the 2014 EAST Conference and representatives Mason Graves and DeLena Lattimore, upon accepting the award, described how they recognized diversity and community in their school and how a community farm could strengthen unity in North Little Rock.

“During our program’s community involvement, our students get to collaborate with adults that want to be involved and teach our students. In return, our students also teach other people in the community. We work together with everybody to make a difference locally; to make a difference in our world,” Graves and Lattimore shared during their acceptance presentation.

The idea for the farm developed after a similar garden in the middle school was closed when the district made organizational changes to the schools. EAST students decided to start a new garden to benefit their classmates and community, which has an estimated 650 homeless students in the district, by providing healthy food options and an outlet for the community to work together.



EAST students use technology like GIS and Google Maps and have partnered with a number of organizations in central Arkansas including The People Tree, NLR Fit 2 Live, the North Little Rock School District Office of Coordinated School Health and AmeriCorps, to sustain and improve the garden.

According to President Josh Fendley, The People Tree exists to reveal the power of a community rooted in unity and abundance. The belief that involving community members in developing strategies that creates sustainability is the pathway to ensure every member of the community has access to their basic needs.



EAST QUARTERLY

ISSUU.COM/EASTQUARTERLY

EAST Quarterly (EQ) magazine, keeps you up-to-date on all things EAST. From training and event highlights to project, staff and other spotlights. We cover it all.



/EASTinitiative



/TheEASTinitiative



/company/EAST-initiative



/user/EASTHQ



/EASTinitiative



eastinitiative.wordpress.com

State Board of Education

Division of Learning Services

September Report

Dr. Debbie Jones

I. Home School

Bill Ballard, State Coordinator-Home School Assessment and Lisa Crook, Arkansas Department of Education (ADE) Home School Administrator, have prepared the attached Home School report.

In the 2013-14 school year 17,299 students were enrolled in home schooling. While numbers are comparable, slightly more secondary (6-12) students were enrolled in home school than elementary (K-5). The most significant home school populations are reflective of the population saturation from the 2010 Census data; however, home school percentages are reported for communities and schools to consider. Upon completion of home school education, students may elect to earn a GED or receive a home school diploma if issued by the home school provider. In 2013-14, 936 home school students earned their GED. §6-15-504 requires each student enrolled in a home school who is considered to be in the required grades or no more than two (2) years beyond the age-appropriate grade will be tested by using the state-identified norm-referenced achievement test. A total of 6,842 students were tested in the 2013-14.

II. Governor's School Report Professor Lyle Rupert

Lyle Rupert, Director of Arkansas Governor's School, will report on the success of the 35th Arkansas Governor's School, which was held this summer at Hendrix College. Pursuant to Arkansas Code Annotated §6-42-106 and Arkansas Code Annotated §6-11-105, Arkansas Governor's School was established as a four to six week program to give selected students a challenging opportunity to experience concepts and theories with an emphasis on twentieth and twenty-first century thought for the interpretation of facts. High school juniors, who are residents of Arkansas and attending any public or private high school, or who are home schooled, are eligible for nomination.

Curriculum & Instruction

IV. ACT Update

The Arkansas Department of Education has received the ACT score reports for the graduating class of 2014. Approximately 93% of the 2014 Arkansas Graduating Class took the ACT at least once. Arkansas' ACT Composite is 20.4, an increase of .2 compared to 2013, and 946 more

students took the ACT than the previous graduating class. The graduating class of 2014 recorded increases in English, Reading, and Science while math remained the same. Interestingly, 91% of Arkansas' 2014 ACT-tested graduates aspired to post-secondary education. Historically, 91% of 2013 ACT-tested graduates also aspired to post-secondary education, compared to 67% who actually did enroll. While Arkansas established that students receiving a 19 or above on the subject areas would not have to participate in college remedial courses, ACT released Readiness for College National Benchmarks which indicate a student's ability to successfully complete work at the college level:

- 63% of the Arkansas ACT Class of 2014 are ready for College English Composition. (English 18)
- 35% of the Arkansas ACT Class of 2014 are ready for College Algebra. (Math 22)
- 41% of the Arkansas ACT Class of 2014 are ready for Social Sciences. (Reading 22)
- 32% of the Arkansas ACT Class of 2014 are ready for College Biology. (Science 23)

State Policy Recommendations from ACT

- **Advance college and career readiness through a renewed focus on teaching and learning.** Noted were the efforts of states to establish common standards. Additional elements suggested were curriculum alignment to the standards; experiential learning opportunities; and teacher professional development.
- **Set clear performance standards to evaluate college and career readiness.** States must define "how good is good enough" for students. College Readiness **Benchmarks**, as determined by ACT, is defined as a 50% chance of earning a B or higher or about a 75% chance of earning a C or higher in the corresponding first-year college course.
- **Implement a high-quality student assessment system.** These systems should provide timely and actionable information about student performance aligned to college and career readiness.
- **Support programs targeted at developing behaviors that aid students/academic success.** Monitoring not just academic performance but also behaviors contribute to student persistence and success. The behavioral habits that contribute most directly to student post-secondary success include motivation social engagement, and self-regulation.
- **Provide all students with access to a rigorous high school core curriculum.** ACT notes all state should specify the number and kinds of courses that students need to take to graduate academically ready for life after high school. Arkansas' Smart Core requirements exceeded those recommendations of ACT.

- **Invest in early childhood education programs so that more are ready to learn.**
- **Continue to implement monitoring and early warning systems that help educators identify and intervene with at-risk students.** This is a data-driven system that provides an evolving picture of students over time and identifies their unique learning needs.
- **Continue development of thoughtful and fair teacher evaluation systems that include multiple measures of performance, including student growth data.**
- **Increase support for the development of STEM-related courses to meet the coming demand for a larger STEM workforce.** Education in science, technology, engineering, and mathematics (STEM) is vital to the ability of the United States to maintain its position of global leadership and economic competitiveness.
- **Implement policies for data-driven decision making.**

*ACT fact sheet is attached with more comprehensive score information.

V. **Dyslexia**

Pursuant to Act 1294 of 2013, the ADE has released a Commissioner's Memo for guidance on dyslexia implementation. ADE was required to hire a dyslexia specialist, produce a dyslexia guidance document, provide all teachers with dyslexia awareness during this school year, and approve the program to be used for dyslexia within the schools. With the publication of the Commissioner's Memo, all of those items had been completed.

Dyslexia: A Three Part Professional Development, is posted on Arkansas IDEAS. The Dyslexia Resource Guide, Therapist Training and Approved Programs Fact Sheet and Universal Readiness Screener Fact Sheet can be found on the ADE website:

<http://www.arkansased.org/divisions/learning-services/curriculum-and-instruction/dyslexia>

VI. **Assessment Update**

Intricate work is continuing among the assessment unit, Pearson, and PARCC as states prepare for next generation assessment. Just as testing has moved to an online environment, much of the administrator, teacher and student training is now available online as learning modules. The training modules provide training on theory, practice and context.

Teachers and administrators can experience the assessment system operations including accessibility features, tool bar options, and accommodations. The more familiar teachers become with the assessments, the more they can support students. Students have access to math and English language arts practice tests. The assessment unit will continue to provide training as it has in previous years, but additional online support is already available.

Dr. Denise Airola is facilitating the work of a K-2 Assessment Taskforce. This committee, composed predominately of teachers, is charged with researching and providing best assessment practices for primary-aged students. Their report, due in the spring of 2015, will guide the Student Assessment unit in making future decisions about early assessment.



Fast Facts

Measuring College Readiness

The Arkansas ACT Graduating Class of 2014

- Arkansas' Graduating Class of 2014 recorded 26,821 ACT test takers, an increase (+946) over 2013.
- Arkansas' ACT Composite is 20.4, an increase of +.2 compared to 2013.
- Arkansas ACT-tested students are prepared for college-level coursework, based on achieving a 19 or higher on the appropriate ACT subject test, as follows:
 - 59% (English) -- no change from 2013
 - 51% (Mathematics) -- improvement of 1% over 2013
 - 63% (Reading) -- improvement of 3% over 2013

Arkansas ACT Results

Scores and Participation

| | <u>2014</u> | <u>2013</u> | <u>2012</u> | <u>2011</u> | <u>2010</u> |
|-----------|-------------|-------------|-------------|-------------|-------------|
| English | 20.1 | 19.9 | 20.0 | 19.6 | 20.1 |
| Math | 19.9 | 19.9 | 20.0 | 19.7 | 19.9 |
| Reading | 20.8 | 20.5 | 20.6 | 20.2 | 20.6 |
| Science | 20.3 | 20.1 | 20.1 | 19.8 | 20.2 |
| Composite | 20.4 | 20.2 | 20.3 | 19.9 | 20.3 |

- Approximately 93% of the 2014 Arkansas Graduating Class took the ACT at least once.
- Participation in 2014 ACT testing by Black/African American students increased slightly (+49), representing 17% of the tested population. Composite score increased to 16.9 (+.2 compared to 2013).
- Hispanic/Latino student participation in the ACT has increased each of the last six years, representing 8% of the testing population in 2014. Hispanic/Latino students declined slightly on the Composite to 18.8 (down -.1 compared to 2013).
- White students made up 64% of the testing population, increasing in numbers by 397 compared to 2013. Composite score rose to 21.6 (an increase of +.2 over 2013).

Top College Choices from the AR Graduation Class of 2014

- | | |
|--|---|
| 1. University of Arkansas (Fayetteville) | 6. University of Arkansas (Little Rock) |
| 2. University of Central Arkansas | 7. University of Arkansas (Fort Smith) |
| 3. Arkansas State University | 8. Southern Arkansas University |
| 4. Arkansas Tech University | 9. Harding University |
| 5. Henderson State University | 10. University of Arkansas (Monticello) |

High School Course Taking

⇒ Smart Core is required curriculum for Arkansas students. However, there are still students who report taking only the minimum math and science courses.

- 9% of Arkansas students report taking Algebra I, Algebra II, Geometry and no more. Their average ACT Math score is 16.6, considerably short of the 22 ACT College Algebra college readiness benchmark as well as the Arkansas Math placement score of 19.
- 8% of Arkansas students report taking less than 3 years of natural science courses. Their average ACT Science score is 16, well below the 23 ACT College Biology college readiness benchmark.
- 41% of Arkansas students reported taking high school science courses that included biology, chemistry and physics. These students come closest of any other reported course-taking pattern to reaching the 23 benchmark score indicating readiness for College Biology.

Readiness for College (National ACT Benchmarks)

- ⇒ 63% of the Arkansas ACT Class of 2014 are ready for freshman College English Composition, same as 2013. **(English 18)**
- 34% of Black/African American students are ready (same as 2013).
 - 50% of Hispanic/Latino students are ready (down 1% from 2013).
 - 73% of White students are ready (same as 2013).
- ⇒ 35% of the Arkansas ACT Class of 2014 are ready for College Algebra, same as 2013. **(Math 22)**
- 11% of Black/African American students are ready (up 1% from 2013).
 - 26% of Hispanic/Latino students are ready (down 1% from 2013).
 - 42% of White students are ready (down 1% from 2013).
- ⇒ 41% of the Arkansas ACT Class of 2014 are ready for Social Sciences, up 2% from 2013. **(Reading 22)***
- 15% of Black/African American students are ready (up 2% from 2013).
 - 28% of Hispanic/Latino students are ready (up 1% from 2013).
 - 50% of White students are ready (up 2% from 2013).
- ⇒ 32% of the Arkansas ACT Class of 2014 are ready for College Biology, up 3% from 2013. **(Science 23)***
- 9% of Black/African American students are ready (up 1% from 2013).
 - 20% of Hispanic/Latino students are ready (up 2% from 2013).
 - 39% of White students are ready (up 2% from 2013).

*Benchmark was changed in 2013. Reading increased from 21 to 22; Science decreased from 24 to 23.

Arkansas EPAS Five-Year Score Trends

EXPLORE

| <u>Year</u> | <u>English</u> | <u>Math</u> | <u>Reading</u> | <u>Science</u> | <u>Composite</u> |
|-------------|----------------|-------------|----------------|----------------|------------------|
| 2008-2009 | 13.9 | 14.8 | 13.8 | 15.8 | 14.7 |
| 2009-2010 | 14.1 | 15.2 | 14.1 | 15.9 | 15.0 |
| 2010-2011 | 13.9 | 15.2 | 14.0 | 16.1 | 14.9 |
| 2011-2012 | 14.2 | 15.4 | 14.3 | 16.1 | 15.1 |
| 2012-2013 | 14.4 | 15.4 | 14.5 | 16.4 | 15.3 |

PLAN

| <u>Year</u> | <u>English</u> | <u>Math</u> | <u>Reading</u> | <u>Science</u> | <u>Composite</u> |
|-------------|----------------|-------------|----------------|----------------|------------------|
| 2008-2009 | 16.2 | 17.2 | 16.0 | 17.4 | 16.8 |
| 2009-2010 | 16.2 | 17.3 | 16.2 | 17.6 | 16.9 |
| 2010-2011 | 15.9 | 17.5 | 16.4 | 17.4 | 17.0 |
| 2011-2012 | 16.4 | 17.5 | 16.6 | 17.9 | 17.2 |
| 2012-2013 | 16.6 | 17.5 | 16.6 | 17.9 | 17.3 |



Home School Report

2013-2014

Table of Contents

| | |
|--|-----------|
| Introduction | 1 |
| Data Sources..... | 2 |
| Arkansas Code Annotated § 6-15-501 through § 6-15-508 | 3 |
| Home School Law | |
| Arkansas Department of Education Rules | 10 |
| Governing Home Schools | |
| Students Withdrawn from Home School..... | 15 |
| Home School Student Count by County..... | 16 |
| Home School Student Count by District | 17 |
| Home School Student Count by Grade Level | 23 |
| Home School Enrollments by Grade and Gender | 24 |
| Home School Student Count by County, District and Grade | 25 |
| Home School Student Percent by State | 40 |
| Home School Student Percent by County | 41 |
| Home School Student Percent by District | 43 |
| Home School Student GED Student Count by County..... | 49 |
| Home School Student GED Student Count by District | 50 |
| Home School Enrollment Chart 1988-2014 | 56 |
| Arkansas County Map..... | 57 |
| Home School Student Enrollment by County | |
| Home School Testing Office Data from Bill Ballard..... | 58 |
| Home School ITBS 2010 – 2014 | 62 |
| Notice of Intent to Home School Form..... | 63 |
| Revised May 2013 | |
| Home School Waiver Form..... | 65 |

Introduction

In order to promote collaboration between home school parents, public schools, and the Arkansas Department of Education (ADE), a Home School Office has been established and staffed at the ADE.

Questions or requests for assistance should be directed to:

Lisa Crook
Home School Office
Four Capitol Mall – Slot 3
Little Rock, AR 72201
(501) 682-1874

Email: Lisa.crook@arkansas.gov

<http://arkansased.org/>

<http://arkansased.org/about/schools/home.html>

Data Sources

Parents or legal guardians who choose to provide a home school for their children are required by law to submit current year Notice of Intent to Home School and Waiver forms to the superintendent of their local school district each year within the established deadlines. Meeting this annual requirement maintains legal home school status for the parents or legal guardians.

School districts are required to submit a copy of each form to the Arkansas Department of Education (ADE) for statistical and testing purposes. This report comprises data submitted by the 237 school districts. The accuracy, completeness and timeliness of the data are reliant upon the parents/guardians' compliance with legislation and the school districts' submissions of the information to the ADE.

ARKANSAS CODE ANNOTATED
§ 6-15-501 through § 6-15-509
Home School Law
Current through 2013

6-15-501. Definition.

As used in this subchapter, "home school" means a school provided by a parent or legal guardian for his or her own child.

HISTORY: Acts 1985 (1st Ex. Sess.), No. 40, § 2; 1985 (1st Ex. Sess.), No. 42, § 2; A.S.A. 1947, § 80-1503.5; Acts 2007, No. 824, § 1.

6-15-502. Rules, regulations, and procedures for monitoring and enforcing provisions.

(a) The provisions of § 6-18-201(a) shall be self-executing, and the State Board of Education shall have no authority to promulgate rules, regulations, or guidelines for the enforcement or administration thereof.

(b) The state board is empowered to make such reasonable rules and regulations required for the proper administration of this subchapter which are not inconsistent with the intent of this subchapter.

HISTORY: Acts 1985 (1st Ex. Sess.), No. 40, § 7; 1985 (1st Ex. Sess.), No. 42, § 7; A.S.A. 1947, § 80-1503.10; Acts 1995, No. 1296, § 15; 1997, No. 400, § 1.

6-15-503. Prerequisites to home schooling.

(a) (1) Parents or guardians desiring to provide a home school for their children must give written notice to the superintendent of their local school district of their intent to provide a home school for their children and sign a waiver acknowledging that the State of Arkansas is not liable for the education of their children during the time that the parents choose to home school:

(A) At the beginning of each school year but no later than August 15; or

(B) By December 15 for parents who decide to start home schooling at the beginning of the spring semester; or

(C) (i) Subject to the provisions of subsection (d) of this section, fourteen (14) calendar days prior to withdrawing the children from the local school district and at the beginning of each school year thereafter.

(ii) The superintendent or the local school district board of directors may waive the fourteen-day waiting period.

(2) Within thirty (30) calendar days of establishing residency within the school district, parents or guardians moving into the school district during the school year must give written notice to the superintendent of their local school district of their intent to provide a home school for their children and sign a waiver acknowledging that the State of Arkansas is not liable for the education of their children during the time that the parents choose to home school.

(3) The notice must include:

(A) The name, date of birth, grade level, and name and address of the school last attended, if any, of each student involved;

(B) The location of the home school;

(C) The basic core curriculum to be offered;

(D) The proposed schedule of instruction; and

(E) The qualifications of the parent-teacher.

(4) Parents or guardians shall deliver written notice in person to the superintendent of their local school district the first time such notice is given.

(b) This information may be used only for statistical purposes and test administration.

(c) Each local school district shall report the statistical data required by this section to the Department of Education each year.

(d) (1) No public school student shall be eligible for enrollment in a home school if the student is currently under disciplinary action for violation of any written school policy, including, but not limited to, excessive unexcused absences.

(2) Public school students who are under disciplinary action by the local school district shall be eligible for enrollment in a home school if:

(A) The superintendent or local school district board of directors chooses to allow the child to enroll in a home school;

(B) The disciplinary action against the student has been completed or the school semester has ended, whichever occurs first; or

(C) The student has been expelled.

HISTORY: Acts 1985 (1st Ex. Sess.), No. 40, § 3; 1985 (1st Ex. Sess.), No. 42, § 3; A.S.A. 1947, § 80-1503.6; Acts 1987, No. 260, § 1; 1995, No. 522, § 1; 1997, No. 400, § 2; 1999, No. 1117, §§ 1, 2.

6-15-504. Home-schooled students -- Achievement tests -- Enrollment or reenrollment in local schools.

(a) Each student enrolled in a home school program who is considered to be at grade level or no more than two (2) years beyond the normal age for the appropriate grade for which the state mandates norm-referenced tests for public school students shall be tested using a nationally recognized norm-referenced achievement test selected by the State Board of Education.

(b) (1) (A) The administration of the tests required of home-schooled students shall be by the executive directors of the education service cooperatives established under The Education Service Cooperative Act of 1985, § 6-13-1001 et seq., or as otherwise designated by the Department of Education.

(B) For the purposes of this section, the superintendents of the Little Rock School District, North Little Rock School District, and Pulaski County Special School District shall act in lieu of an education service cooperative executive director.

(2) The executive directors of the education service cooperatives shall establish a common set of procedures approved by the Commissioner of Education for the proper administration of the tests required by this section.

(3) The administration shall include purchasing the test materials, giving the tests, scoring and interpreting the tests, and reporting test results.

(c) The cost of testing required by this section shall be the responsibility of the department when the tests are administered by the directors of the education service cooperatives or other department designees.

(d) (1) Alternate testing procedures may be approved by the executive director of an education service cooperative after consultation with the parents of a home-schooled student.

(2) However, any costs associated with an alternate testing procedure shall be the responsibility of the parents.

(e) (1) (A) Any student who refuses to participate in the testing program or the alternate testing program required by this section has not met the statutory prerequisites for home schooling and, as any other student, shall be subject to the applicable Arkansas laws regarding truancy.

(B) After a student corrects any refusal to participate in the testing program or the alternate testing program as determined by the department and required by this subsection, the student shall be restored to home school status after his or her parent or guardian has complied with all requirements of § 6-15-503.

(2) This subsection shall not be applicable to any parent who can present written acknowledgement that the child has been enrolled in a public, private, or parochial school within thirty (30) days of the administration of the state-mandated achievement test.

(f) (1) Each local school district may assess any home-schooled student who enrolls or reenrolls in the school district in order to determine proper educational placement.

(2) Among other means of assessment, the local school district shall utilize the norm-referenced test approved by the state board to assess the student and shall determine placement in the appropriate grade level as indicated by the test results.

(g) Any home-schooled student who enrolls or reenrolls in a local school district must attend classes for at least nine (9) months immediately before graduation before the student can become eligible to receive a high school diploma from the school district.

HISTORY: Acts 1985 (1st Ex. Sess.), No. 40, § 4; 1985 (1st Ex. Sess.), No. 42, § 4; A.S.A. 1947, § 80-1503.7; Acts 1995, No. 522, § 2; 1997, No. 400, § 3; 1999, No. 1117, § 3; 2003, No. 1793, § 1; 2007, No. 617, §§ 7, 8.

6-15-505, 6-15-506. [Repealed.]

6-15-507. Ineligibility of home schools for local, state, or federal funds.

(a) (1) Home schools authorized by this subchapter are not entitled to local, state, or federal funds allocated to a public school district.

(2) For purposes of this section, eligible children with disabilities identified under the Individuals with Disabilities Education Act, 20 U.S.C. § 1400 et seq., in home school settings shall be given the same consideration afforded to students in private school settings for special education services as provided for in that act.

(b) School districts providing services to home school students shall be eligible for local, state, or federal funds allocated or approved for such services.

HISTORY: Acts 1985 (1st Ex. Sess.), No. 40, § 8; 1985 (1st Ex. Sess.), No. 42, § 8; A.S.A. 1947, § 80-1503.11; Acts 1997, No. 400, § 6; 2003, No. 1793, § 2.

6-15-508. Home schooling prohibited if a sex offender resides in the home.

(a) No child may be home schooled if any person residing in the home with the child is required to register under the Sex and Child Offender Registration Act of 1997, § 12-12-901 et seq.

(b) Upon petition to the sentencing court from the child's parent or guardian, the sentencing court may enter a written order specifically waiving the restriction in subsection (a) of this section.

(c) This section shall not apply if the child to be home schooled is the person registered under the Sex and Child Offender Registration Act of 1997, § 12-12-901 et seq.

HISTORY: Acts 2001, No. 1787, § 1.

6-15-509. Participation of home-schooled students in interscholastic activities.

(a) The General Assembly recognizes that all students should have equal access to interscholastic activities as a complement to the academic curriculum.

(b) As used in this section:

(1) "Athletic activity" means a varsity sport or another competitive sports-related contest, game, event, or exhibition that involves an individual student or teams of students either among schools within the resident school district or between schools outside of the resident school district;

(2) "Home-schooled student" means a student legally enrolled in an Arkansas home school;

(3) "Interscholastic activity" means an activity between schools subject to regulations of the Arkansas Activities Association that is:

(A) Outside the regular curriculum of a school district, including without limitation an athletic activity, a fine arts program, or a special interest club or group; and

(B) Taught by an individual with a minimum of a high school diploma;

(4) "Parent" is a legal guardian or legal custodian;

(5) "Resident school" is the school to which the student would be assigned by the resident school district; and

(6) "Resident school district" means the school district in which the home-schooled student's parent resides as determined under § 6-18-202.

(c) A home-schooled student shall not participate in interscholastic activities at a public school other than the student's resident school.

(d) A resident school district may permit a home-schooled student to participate in an interscholastic activity if:

(1) For the purpose of subsection (g) of this section, the home-schooled student reports to the resident school district within the first eleven (11) days of the fall or spring semester of the resident school district; and

(2) The home-schooled student or his or her parent advises the principal of the resident school in writing of the student's request to participate in the interscholastic activity before the signup, tryout, or participation deadlines established for students enrolled in the resident school.

(e) The principal of the resident school shall permit a home-schooled student to pursue participation in an interscholastic activity of the resident school if the student or the student's parent:

(1) Before the signup, tryout, or participation deadlines established for students enrolled in the resident school, provides to the principal a notice of the student's desire to pursue participation; and

(2) Informs the principal in the notice that the student has demonstrated academic eligibility by obtaining:

(A) A minimum test score of the thirtieth percentile on the Stanford Achievement Test Series, Tenth Edition, or another nationally recognized norm-referenced test in the previous twelve (12) months; or

(B) A minimum score on a test approved by the State Board of Education.

(f) If a home-schooled student's written request to participate in the interscholastic activity is approved under this section, the student:

(1) Although not guaranteed participation in an interscholastic activity, shall have an equal opportunity to try out and participate in interscholastic activities without discrimination; and

(2) Shall not participate unless he or she meets the criteria for participation in the interscholastic activity that apply to students enrolled in the resident school district, including:

(A) Tryout criteria;

(B) Standards of behavior and codes of conduct;

(C) The academic criteria under subdivision (e)(2) of this section;

(D) Practice times;

(E) Required drug testing;

(F) Permission slips, waivers, and physical exams; and

(G) Participation or activity fees.

(g) A home-schooled student who participates in an interscholastic activity may be:

(1) Required to be at school not more than one (1) period per school day; and

(2) Transported by the resident school district to and from interscholastic activities as the resident school district transports other students who are enrolled in the resident school.

(h) A student who withdraws from an Arkansas Activities Association member school to be home-schooled shall not participate in an interscholastic activity in the resident school district for a minimum of three hundred sixty-five (365) days after the student withdraws from the member school.

HISTORY: Acts 2013, No. 1469, § 1.

**ARKANSAS DEPARTMENT OF EDUCATION
RULES GOVERNING HOME SCHOOLS**

August 2007

1.00 REGULATORY AUTHORITY

- 1.01 These regulations shall be known as Arkansas Department of Education Rules Governing Home Schools.
- 1.02 These regulations are enacted pursuant to the State Board of Education's authority under Ark. Code Ann. §§ 6-11-105, 6-15-501 et seq., 25-15-201 et seq., and Act 824 of 2007.

2.00 PURPOSE

It is the purpose of these regulations to set reasonable guidelines for the operation of Home Schools.

3.00 DEFINITIONS

For the purpose of these rules and regulations:

- 3.01 A "home school" is a school provided by a parent or legal guardian for his or her own child.
- 3.02 A "testing window" is an established testing calendar as determined by the Arkansas Department of Education.
- 3.03 "Alternate testing procedures" refers to any testing date(s) and/or location(s) within the testing window and approved by the education service cooperatives and Pulaski County school districts for home school students.
- 3.04 "A norm-referenced test (NRT)" is any testing instrument required by state law, rule or regulation to measure the performance/achievement of Arkansas students relative to the performance of the achievement of students who comprise the norming or standardization group for a particular commercial instrument.
- 3.05 An "individualized education program (IEP)" is a written record of decisions reached between parent/guardian and school personnel jointly describing the educational program for a child with a disability.
- 3.06 "Current school year" is the official period of time for pupil/teacher interaction within the school district policy which follows the requirements in Ark. Code Ann. § 6-10-106 (Repl. 1993) (Uniform dates for beginning and ending a school year).

4.00 GENERAL

- 4.01 Under Arkansas law children between the ages of five (5) and seventeen (17) on or before September 15 of that year, in accordance with Ark. Code Ann. § 6-18-201 (Supp. 1997), as amended by Act 570 of 1999 must attend school.
- 4.02 A parent/guardian who intends to home school a child in accordance with Ark. Code Ann. § 6-18-201 [as amended] must enroll the child in a home school at the beginning of each school year but no later than August 15 for the fall semester, or by December 15 for the spring semester, or, subject to the provisions of Sections 4.03 and 4.04, fourteen (14) calendar days prior to withdrawing. The superintendent or local school board may waive the fourteen (14) day waiting period.
- 4.03 No public school student shall be eligible for enrollment in a home school if the student is currently under disciplinary action for violation of any written school policy including, but not limited to, excessive unexcused absences. Exceptions to this requirement are outlined in Section 4.04.
- 4.04 Public school students who are under disciplinary action by the local school district shall be eligible for enrollment in a home school if:
 - 4.04.1 The superintendent or local school board chooses to allow the child to enroll in a home school;
 - 4.04.2 The disciplinary action against the student has been completed or at the end of a school semester, whichever occurs first; or
 - 4.04.3 The student has been expelled.
- 4.05 Parent/guardian may elect for a child, who will not be kindergarten age in accordance with Ark. Code Ann. § 6-18-201, [as amended], not to attend kindergarten by filing a Kindergarten Waiver form with the local school district office.
- 4.06 Home school students who enroll in a public, private or parochial school during the time they are home schooling cannot re-enter home schooling until new Notice of Intent and Waiver forms are completed and returned to the local school district.
- 4.07 Home school students who are in the required grade levels for which the state mandates norm-referenced testing and who are no more than two (2) years beyond the normal age for the required grade levels must take a standardized norm-referenced test as identified by the Arkansas Department of Education, and the results will be used for reporting purposes only.

- 4.08 Any student who refuses to participate in the required testing program shall be subject to the applicable Arkansas laws regarding truancy. This Section shall not be applicable to any parent that can present written acknowledgement that their child has been enrolled in a public, private or parochial school within thirty (30) days of the administration of the state-mandated tests.
- 4.09 Books, curricula or materials are not required to be furnished by the Arkansas Department of Education, local school district or education service cooperative. It is the responsibility of the parent/guardian to purchase all books, curricula or materials that they use in home schooling.

5.00 NOTICE OF INTENT

- 5.01 Parents or Guardians who plan to home school must file written notice by completing and returning the printed current year Notice of Intent and Waiver forms to the public school superintendent's office of their local school district by August 15 for the beginning of each school year, or by December 15 for the spring semester, or, subject to the provisions of Sections 4.03 and 4.04, fourteen (14) calendar days prior to withdrawing the child from the local school district during the school year. Parents or guardians must sign a waiver acknowledging that the State of Arkansas is not liable for the education of their child(ren) during the time that parent chooses to home school. The Notice of Intent and Waiver forms are valid for the entire school year if filed at the beginning of the school year or for the remainder of the school year if filed during the school year. There are no exceptions to these filing requirements except as outlined in 5.02.
- 5.02 Parents or guardians moving into a school district during the school year must file the current year printed Notice of Intent and Waiver forms with their local public school superintendent's office within thirty (30) calendar days of establishing residency within the district.
- 5.03 The required Notice of Intent and Waiver forms must be the printed current year forms obtained from your local superintendent's office and must include the following information for reporting and test administration purposes only:
 - 5.03.1 The name, date of birth and grade level of each child and the name and address of the public, private, home school or parochial school last attended, if any, for each student.
 - 5.03.2 The location of the home school (mailing address).
 - 5.03.3 A brief description of the basic core curriculum to be used and the subjects to be taught.
 - 5.03.4 Schedule of instruction to be followed (hours per day; days per week; number of weeks).

- 5.03.5 The education qualifications of the parent/guardian/teacher(s).
- 5.03.6 Parents or guardians shall deliver written notice in person to the superintendent of their local school district the first time such notice is given.

6.00 TESTING REQUIRED – ACHIEVEMENT TESTS

- 6.01 Test administration of home school students shall be under the direction of the education service cooperatives and the Pulaski County school districts. Achievement testing will be held during the testing window identified by the Arkansas Department of Education.
- 6.02 The education service cooperatives and Pulaski County school districts will ensure that all test materials are secure before testing, between and following test administration and provide the Arkansas Department of Education, for approval by the Director, with a common set of procedures for test administration of home school students in the required grade levels. These common set of procedures must include security measures to ensure that appropriate testing conditions and protocol have been followed as specified in the test administration materials.
- 6.03 Each student enrolled in home school who is considered to be in the required grades or no more than two (2) years beyond the age appropriate grade will be tested by using the State identified norm-referenced achievement test.
- 6.04 Parents/guardians or groups of home school parents/guardians requesting alternate testing procedures, protocols, locations and/or timeframe must be submitted in writing three (3) weeks prior to the testing window to the education service cooperatives or the Pulaski County school districts and testing must remain within the State identified testing dates. If approved, alternate testing procedure costs, other than the testing materials, shall be the responsibility of the parent/guardian.
- 6.05 Alternate testing procedures and protocol will be arranged by the education service cooperatives and Pulaski County school districts.
- 6.06 Requests from parent/guardian whose child(ren) cannot test on Saturdays due to religious reasons will be accommodated. Parent/guardians must indicate in the appropriate section at the time they file their Notice of Intent that their child(ren) cannot test on Saturdays due to religious reasons.

7.00 TEST RESULTS

Test results for home school students will be used for reporting purposes only. The parent/guardian will receive the individual student profile. The Arkansas Department of Education will receive the administrative summaries. The administrative summaries will not contain personally identifiable information.

8.00 TRANSFER OF STUDENTS

- 8.01 Students transferring from a home school to a school which is accredited by the Arkansas Department of Education shall be evaluated by the staff of the accredited school to determine proper placement. As part of the ongoing assessment process, a State identified norm-referenced achievement test shall be one of the instruments utilized.
- 8.02 Home Schools are not accredited by the Arkansas Department of Education. There are no grades, credits, transcripts or diploma provided by the Arkansas Department of Education, education service cooperative or by the local school district for students enrolled in home school.
- 8.03 Any home school student who re-enters a local school district must attend classes for at least nine (9) months immediately prior to graduation before the student can become eligible to receive a high school diploma from the local school district.

9.00 STUDENTS WITH DISABILITIES

- 9.01 By way of these regulations, it shall be the policy of the State Board of Education that school districts provide a genuine opportunity (see 34 C.F.R. Sec. 76.651(a)) to students who are home-schooled with disabilities, as defined in state regulations, to access special education and related services from the district where they reside. This policy is not to be construed as conferring the procedural protections and rights under Part B of the Individuals with Disabilities Education Act (IDEA) to such students and their parent/guardians.
- 9.02 Each student with disabilities in the required grades who participates in the norm-referenced testing program shall, upon notification in the application for testing, be eligible for any or all modifications allowed by the test procedures. The use of such modifications will be approved by the educational services cooperative director or his designee.

10.00 DRIVER'S PERMIT/LICENSE

A student enrolled in a home school shall present proof of home schooling in the form of a notarized copy of the Notice of Intent along with an application for an instructional permit or driver's license. The parent/guardian has the responsibility of providing the notarized copy.

**Students Withdrawn from Home School
2013-2014**

| | |
|---------------|---|
| 18,151 | Students Enrolled in Home School |
|---------------|---|

| | |
|--------------|----------------------------|
| - 852 | *Students Withdrawn |
|--------------|----------------------------|

| | |
|---------------|---------------------------------------|
| 17,299 | Final Enrollment for 2013-2014 |
|---------------|---------------------------------------|

*The accuracy, completeness and timeliness of the number of students withdrawn are reliant upon the individual notification by home school parents/legal guardians and school districts that a student is no longer enrolled in home school.

Arkansas Home School Student Count by County

School Year 2013-2014

State Total: 17299

| <i>County</i> | <i>Number of Students</i> | <i>County</i> | <i>Number of Students</i> |
|----------------------|----------------------------------|----------------------|----------------------------------|
| ARKANSAS | 80 | LITTLE RIVER | 43 |
| ASHLEY | 76 | LOGAN | 97 |
| BAXTER | 317 | LONOKE | 495 |
| BENTON | 2064 | MADISON | 181 |
| BOONE | 360 | MARION | 135 |
| BRADLEY | 35 | MILLER | 152 |
| CALHOUN | 14 | MISSISSIPPI | 147 |
| CARROLL | 239 | MONROE | 36 |
| CHICOT | 27 | MONTGOMERY | 70 |
| CLARK | 102 | NEVADA | 44 |
| CLAY | 76 | NEWTON | 95 |
| CLEBURNE | 209 | OUACHITA | 73 |
| CLEVELAND | 65 | PERRY | 95 |
| COLUMBIA | 91 | PHILLIPS | 35 |
| CONWAY | 86 | PIKE | 96 |
| CRAIGHEAD | 595 | POINSETT | 124 |
| CRAWFORD | 425 | POLK | 245 |
| CRITTENDEN | 136 | POPE | 326 |
| CROSS | 73 | PRAIRIE | 50 |
| DALLAS | 17 | PULASKI | 1924 |
| DESHA | 25 | RANDOLPH | 87 |
| DREW | 86 | SALINE | 462 |
| FAULKNER | 925 | SCOTT | 53 |
| FRANKLIN | 140 | SEARCY | 146 |
| FULTON | 94 | SEBASTIAN | 616 |
| GARLAND | 545 | SEVIER | 43 |
| GRANT | 187 | SHARP | 116 |
| GREENE | 216 | ST FRANCIS | 85 |
| HEMPSTEAD | 79 | STONE | 163 |
| HOT SPRING | 199 | UNION | 143 |
| HOWARD | 75 | VAN BUREN | 138 |
| INDEPENDENCE | 216 | WASHINGTON | 1203 |
| IZARD | 79 | WHITE | 767 |
| JACKSON | 29 | WOODRUFF | 49 |
| JEFFERSON | 280 | YELL | 83 |
| JOHNSON | 187 | | |
| LAFAYETTE | 18 | | |
| LAWRENCE | 121 | | |
| LEE | 22 | | |
| LINCOLN | 72 | | |

Arkansas Home School Student Count by District

School Year 2013-2014

State Total: 17299

| <i>District</i> | <i>Number of Students</i> |
|----------------------------------|----------------------------------|
| ALMA SCHOOL DISTRICT | 86 |
| ALPENA SCHOOL DISTRICT | 42 |
| ARKADELPHIA SCHOOL DISTRICT | 89 |
| ARMOREL SCHOOL DISTRICT | 17 |
| ASHDOWN SCHOOL DISTRICT | 27 |
| ATKINS SCHOOL DISTRICT | 36 |
| AUGUSTA SCHOOL DISTRICT | 13 |
| BALD KNOB SCHOOL DISTRICT | 68 |
| BARTON-LEXA SCHOOL DISTRICT | 11 |
| BATESVILLE SCHOOL DISTRICT | 82 |
| BAUXITE SCHOOL DISTRICT | 28 |
| BAY SCHOOL DISTRICT | 9 |
| BEARDEN SCHOOL DISTRICT | 0 |
| BEEBE SCHOOL DISTRICT | 175 |
| BENTON SCHOOL DISTRICT | 126 |
| BENTONVILLE SCHOOL DISTRICT | 806 |
| BERGMAN SCHOOL DISTRICT | 48 |
| BERRYVILLE SCHOOL DISTRICT | 109 |
| BISMARCK SCHOOL DISTRICT | 57 |
| BLEVINS SCHOOL DISTRICT | 15 |
| BLYTHEVILLE SCHOOL DISTRICT | 28 |
| BOONEVILLE SCHOOL DISTRICT | 43 |
| BRADFORD SCHOOL DISTRICT | 29 |
| BRINKLEY SCHOOL DISTRICT | 14 |
| BROOKLAND SCHOOL DISTRICT | 107 |
| BRYANT SCHOOL DISTRICT | 276 |
| BUFFALO IS. CENTRAL SCH. DIST. | 11 |
| CABOT SCHOOL DISTRICT | 403 |
| CADDO HILLS SCHOOL DISTRICT | 28 |
| CALICO ROCK SCHOOL DISTRICT | 17 |
| CAMDEN FAIRVIEW SCHOOL DISTRICT | 52 |
| CARLISLE SCHOOL DISTRICT | 27 |
| CAVE CITY SCHOOL DISTRICT | 56 |
| CEDAR RIDGE SCHOOL DISTRICT | 46 |
| CEDARVILLE SCHOOL DISTRICT | 36 |
| CENTERPOINT SCHOOL DISTRICT | 46 |
| CHARLESTON SCHOOL DISTRICT | 30 |
| CLARENDON SCHOOL DISTRICT | 22 |
| CLARKSVILLE SCHOOL DISTRICT | 88 |
| CLEVELAND COUNTY SCHOOL DISTRICT | 53 |
| CLINTON SCHOOL DISTRICT | 72 |
| CONCORD SCHOOL DISTRICT | 33 |
| CONWAY SCHOOL DISTRICT | 507 |
| CORNING SCHOOL DISTRICT | 32 |
| COSSATOT RIVER SCHOOL DISTRICT | 51 |
| COTTER SCHOOL DISTRICT | 43 |

Arkansas Home School Student Count by District

School Year 2013-2014

State Total: 17299

| <i>District</i> | <i>Number of Students</i> |
|--|----------------------------------|
| COUNTY LINE SCHOOL DISTRICT | 32 |
| CROSS COUNTY SCHOOL DISTRICT | 29 |
| CROSSETT SCHOOL DISTRICT | 48 |
| CUTTER-MORNING STAR SCHOOL DISTRICT | 29 |
| DANVILLE SCHOOL DISTRICT | 16 |
| DARDANELLE SCHOOL DISTRICT | 48 |
| DECATUR SCHOOL DISTRICT | 23 |
| DEER/MT. JUDEA SCHOOL DISTRICT | 15 |
| DEQUEEN SCHOOL DISTRICT | 30 |
| DERMOTT SCHOOL DISTRICT | 9 |
| DES ARC SCHOOL DISTRICT | 26 |
| DEWITT SCHOOL DISTRICT | 52 |
| DIERKS SCHOOL DISTRICT | 12 |
| DOLLARWAY SCHOOL DISTRICT | 19 |
| DOVER SCHOOL DISTRICT | 61 |
| DREW CENTRAL SCHOOL DISTRICT | 46 |
| DUMAS SCHOOL DISTRICT | 7 |
| EARLE SCHOOL DISTRICT | 3 |
| EAST END SCHOOL DISTRICT | 52 |
| EAST POINSETT CO. SCHOOL DIST. | 8 |
| EL DORADO SCHOOL DISTRICT | 73 |
| ELKINS SCHOOL DISTRICT | 43 |
| EMERSON-TAYLOR-BRADLEY SCHOOL DISTRICT | 20 |
| ENGLAND SCHOOL DISTRICT | 14 |
| EUREKA SPRINGS SCHOOL DISTRICT | 53 |
| FARMINGTON SCHOOL DISTRICT | 92 |
| FAYETTEVILLE SCHOOL DISTRICT | 305 |
| FLIPPIN SCHOOL DISTRICT | 39 |
| FORDYCE SCHOOL DISTRICT | 17 |
| FOREMAN SCHOOL DISTRICT | 16 |
| FORREST CITY SCHOOL DISTRICT | 63 |
| FORT SMITH SCHOOL DISTRICT | 410 |
| FOUKE SCHOOL DISTRICT | 47 |
| FOUNTAIN LAKE SCHOOL DISTRICT | 73 |
| GENOA CENTRAL SCHOOL DISTRICT | 19 |
| GENTRY SCHOOL DISTRICT | 102 |
| GLEN ROSE SCHOOL DISTRICT | 40 |
| GOSNELL SCHOOL DISTRICT | 23 |
| GRAVETTE SCHOOL DISTRICT | 152 |
| GREEN FOREST SCHOOL DISTRICT | 77 |
| GREENBRIER SCHOOL DISTRICT | 177 |
| GREENE COUNTY TECH SCHOOL DISTRICT | 100 |
| GREENLAND SCHOOL DISTRICT | 70 |
| GREENWOOD SCHOOL DISTRICT | 116 |
| GURDON SCHOOL DISTRICT | 13 |
| GUY-PERKINS SCHOOL DISTRICT | 29 |

Arkansas Home School Student Count by District

School Year 2013-2014

State Total: 17299

| <i>District</i> | <i>Number of Students</i> |
|---|----------------------------------|
| HACKETT SCHOOL DISTRICT | 8 |
| HAMBURG SCHOOL DISTRICT | 28 |
| HAMPTON SCHOOL DISTRICT | 14 |
| HARMONY GROVE SCH DIST(SALINE) | 32 |
| HARMONY GROVE SCHOOL DISTRICT (OUACHITA) | 18 |
| HARRISBURG SCHOOL DISTRICT | 45 |
| HARRISON SCHOOL DISTRICT | 171 |
| HARTFORD SCHOOL DISTRICT | 18 |
| HAZEN SCHOOL DISTRICT | 24 |
| HEBER SPRINGS SCHOOL DISTRICT | 102 |
| HECTOR SCHOOL DISTRICT | 33 |
| HELENA/ W.HELENA SCHOOL DIST. | 21 |
| HERMITAGE SCHOOL DISTRICT | 16 |
| HIGHLAND SCHOOL DISTRICT | 60 |
| HILLCREST SCHOOL DISTRICT | 32 |
| HOPE SCHOOL DISTRICT | 55 |
| HORATIO SCHOOL DISTRICT | 13 |
| HOT SPRINGS SCHOOL DISTRICT | 161 |
| HOXIE SCHOOL DISTRICT | 15 |
| HUGHES SCHOOL DISTRICT | 12 |
| HUNTSVILLE SCHOOL DISTRICT | 181 |
| IZARD COUNTY CONSOLIDATED SCHOOL DISTRICT | 22 |
| JACKSON CO. SCHOOL DISTRICT | 17 |
| JASPER SCHOOL DISTRICT | 80 |
| JESSIEVILLE SCHOOL DISTRICT | 25 |
| JONESBORO SCHOOL DISTRICT | 237 |
| JUNCTION CITY SCHOOL DISTRICT | 15 |
| KIRBY SCHOOL DISTRICT | 22 |
| LAFAYETTE COUNTY SCHOOL DISTRICT | 18 |
| LAKE HAMILTON SCHOOL DISTRICT | 154 |
| LAKESIDE SCHOOL DIST(CHICOT) | 18 |
| LAKESIDE SCHOOL DIST(GARLAND) | 91 |
| LAMAR SCHOOL DISTRICT | 70 |
| LAVACA SCHOOL DISTRICT | 38 |
| LAWRENCE COUNTY SCHOOL DISTRICT | 45 |
| LEAD HILL SCHOOL DISTRICT | 20 |
| LEE COUNTY SCHOOL DISTRICT | 22 |
| LINCOLN SCHOOL DISTRICT | 52 |
| LITTLE ROCK SCHOOL DISTRICT | 566 |
| LITTLE ROCK SD-MAGNET | 0 |
| LONOKE SCHOOL DISTRICT | 51 |
| MAGAZINE SCHOOL DISTRICT | 26 |
| MAGNET COVE SCHOOL DIST. | 19 |
| MAGNOLIA SCHOOL DISTRICT | 71 |
| MALVERN SCHOOL DISTRICT | 75 |
| MAMMOTH SPRING SCHOOL DISTRICT | 17 |

Arkansas Home School Student Count by District

School Year 2013-2014

State Total: 17299

| <i>District</i> | <i>Number of Students</i> |
|----------------------------------|----------------------------------|
| MANILA SCHOOL DISTRICT | 43 |
| MANSFIELD SCHOOL DISTRICT | 26 |
| MARION SCHOOL DISTRICT | 94 |
| MARKED TREE SCHOOL DISTRICT | 6 |
| MARMADUKE SCHOOL DISTRICT | 21 |
| MARVELL-ELAINE SCHOOL DISTRICT | 3 |
| MAYFLOWER SCHOOL DISTRICT | 63 |
| MAYNARD SCHOOL DISTRICT | 28 |
| MCCRORY SCHOOL DISTRICT | 36 |
| MCGEHEE SCHOOL DISTRICT | 18 |
| MELBOURNE SCHOOL DISTRICT | 40 |
| MENA SCHOOL DISTRICT | 151 |
| MIDLAND SCHOOL DISTRICT | 39 |
| MINERAL SPRINGS SCHOOL DISTRICT | 10 |
| MONTICELLO SCHOOL DISTRICT | 40 |
| MOUNT IDA SCHOOL DISTRICT | 42 |
| MOUNTAIN HOME SCHOOL DISTRICT | 246 |
| MOUNTAIN PINE SCHOOL DISTRICT | 12 |
| MOUNTAIN VIEW SCHOOL DISTRICT | 163 |
| MOUNTAINBURG SCHOOL DISTRICT | 41 |
| MT. VERNON/ENOLA SCHOOL DISTRICT | 40 |
| MULBERRY SCHOOL DISTRICT | 44 |
| N. LITTLE ROCK SCHOOL DISTRICT | 168 |
| NASHVILLE SCHOOL DISTRICT | 53 |
| NEMO VISTA SCHOOL DISTRICT | 11 |
| NETTLETON SCHOOL DISTRICT | 79 |
| NEVADA SCHOOL DISTRICT | 33 |
| NEWPORT SCHOOL DISTRICT | 12 |
| NORFORK SCHOOL DISTRICT | 28 |
| NORPHLET SCHOOL DISTRICT | 6 |
| OMAHA SCHOOL DISTRICT | 36 |
| OSCEOLA SCHOOL DISTRICT | 8 |
| OUACHITA RIVER SCHOOL DISTRICT | 43 |
| OUACHITA SCHOOL DISTRICT | 8 |
| OZARK MOUNTAIN SCHOOL DISTRICT | 46 |
| OZARK SCHOOL DISTRICT | 78 |
| PALESTINE-WHEATLEY SCH. DIST. | 10 |
| PANGBURN SCHOOL DISTRICT | 43 |
| PARAGOULD SCHOOL DISTRICT | 95 |
| PARIS SCHOOL DISTRICT | 21 |
| PARKERS CHAPEL SCHOOL DIST. | 7 |
| PEA RIDGE SCHOOL DISTRICT | 78 |
| PERRYVILLE SCHOOL DISTRICT | 43 |
| PIGGOTT SCHOOL DISTRICT | 24 |
| PINE BLUFF SCHOOL DISTRICT | 24 |
| POCAHONTAS SCHOOL DISTRICT | 59 |

Arkansas Home School Student Count by District

School Year 2013-2014

State Total: 17299

| <i>District</i> | <i>Number of Students</i> |
|--|---------------------------|
| POTTSVILLE SCHOOL DISTRICT | 31 |
| POYEN SCHOOL DISTRICT | 15 |
| PRAIRIE GROVE SCHOOL DISTRICT | 72 |
| PRESCOTT SCHOOL DISTRICT | 11 |
| PULASKI COUNTY SPECIAL SCHOOL DISTRICT | 1190 |
| QUITMAN SCHOOL DISTRICT | 49 |
| RECTOR SCHOOL DISTRICT | 20 |
| RIVERSIDE SCHOOL DISTRICT | 14 |
| RIVERVIEW SCHOOL DISTRICT | 67 |
| ROGERS SCHOOL DISTRICT | 617 |
| ROSE BUD SCHOOL DISTRICT | 60 |
| RUSSELLVILLE SCHOOL DISTRICT | 165 |
| SALEM SCHOOL DISTRICT | 51 |
| SCRANTON SCHOOL DISTRICT | 7 |
| SEARCY COUNTY SCHOOL DISTRICT | 100 |
| SEARCY SCHOOL DISTRICT | 281 |
| SHERIDAN SCHOOL DISTRICT | 172 |
| SHIRLEY SCHOOL DISTRICT | 43 |
| SILAM SPRINGS SCHOOL DISTRICT | 286 |
| SLOAN-HENDRIX SCHOOL DISTRICT | 29 |
| SMACKOVER SCHOOL DISTRICT | 28 |
| SO. MISS. COUNTY SCHOOL DIST. | 28 |
| SOUTH CONWAY COUNTY SCHOOL DISTRICT | 72 |
| SOUTH PIKE COUNTY SCHOOL DISTRICT | 28 |
| SOUTH SIDE SCH DIST(VANBUREN) | 23 |
| SOUTHSIDE SCHOOL DISTRICT (INDEPENDENCE) | 49 |
| SPRING HILL SCHOOL DISTRICT | 9 |
| SPRINGDALE SCHOOL DISTRICT | 499 |
| STAR CITY SCHOOL DISTRICT | 72 |
| STEPHENS SCHOOL DISTRICT | 3 |
| STRONG-HUTTIG SCHOOL DISTRICT | 14 |
| STUTTGART SCHOOL DISTRICT | 28 |
| TEXARKANA SCHOOL DISTRICT | 86 |
| TRUMANN SCHOOL DISTRICT | 65 |
| TWO RIVERS SCHOOL DISTRICT | 18 |
| VALLEY SPRINGS SCHOOL DISTRICT | 43 |
| VALLEY VIEW SCHOOL DISTRICT | 70 |
| VAN BUREN SCHOOL DISTRICT | 218 |
| VILONIA SCHOOL DISTRICT | 109 |
| VIOLA SCHOOL DISTRICT | 26 |
| WALDRON SCHOOL DISTRICT | 53 |
| WARREN SCHOOL DISTRICT | 19 |
| WATSON CHAPEL SCHOOL DISTRICT | 61 |
| WEST FORK SCHOOL DISTRICT | 70 |
| WEST MEMPHIS SCHOOL DISTRICT | 39 |
| WEST SIDE SCHOOL DIST(CLEBURNE | 25 |

Arkansas Home School Student Count by District

School Year 2013-2014

State Total: 17299

| <i>District</i> | <i>Number of Students</i> |
|--------------------------------|----------------------------------|
| WESTERN YELL CO. SCHOOL DIST. | 1 |
| WESTSIDE CONS. SCH DIST(CRAIGH | 68 |
| WESTSIDE SCHOOL DIST(JOHNSON) | 29 |
| WHITE CO. CENTRAL SCHOOL DIST. | 44 |
| WHITE HALL SCHOOL DISTRICT | 176 |
| WONDERVIEW SCHOOL DISTRICT | 3 |
| WOODLAWN SCHOOL DISTRICT | 12 |
| WYNNE SCHOOL DISTRICT | 44 |
| YELLVILLE-SUMMIT SCHOOL DIST. | 96 |

Arkansas Home School Student Count by Grade Level
School Year 2013-2014

| | |
|--------------------------------|-------------|
| <i>Kindergarten</i> | 1212 |
| <i>First</i> | 1155 |
| <i>Second</i> | 1233 |
| <i>Third</i> | 1127 |
| <i>Fourth</i> | 1203 |
| <i>Fifth</i> | 1167 |
| <i>Sixth</i> | 1213 |
| <i>Seventh</i> | 1265 |
| <i>Eighth</i> | 1290 |
| <i>Ninth</i> | 1518 |
| <i>Tenth</i> | 2090 |
| <i>Eleventh</i> | 1734 |
| <i>Twelfth</i> | 1092 |
| <i>Statewide Total:</i> | <hr/> 17299 |

Home School Enrollments by Grade and Gender
School Year 2013-2014

| | <i>Males</i> | <i>Females</i> |
|--------------------------------|--------------|----------------|
| <i>Kindergarten</i> | 631 | 581 |
| <i>First</i> | 597 | 558 |
| <i>Second</i> | 642 | 591 |
| <i>Third</i> | 569 | 558 |
| <i>Fourth</i> | 626 | 577 |
| <i>Fifth</i> | 595 | 572 |
| <i>Sixth</i> | 647 | 566 |
| <i>Seventh</i> | 631 | 634 |
| <i>Eighth</i> | 652 | 638 |
| <i>Ninth</i> | 744 | 774 |
| <i>Tenth</i> | 1013 | 1077 |
| <i>Eleventh</i> | 834 | 900 |
| <i>Twelfth</i> | 527 | 565 |
| <i>Totals by Gender</i> | 8708 | 8591 |
| <i>Grand Total</i> | 17299 | |

Home School Student Count for 2013-2014 School Year

By County, District and Grade

| County | LEA | District | Kinder | One | Two | Three | Four | Five | Six | Seven | Eight | Nine | Ten | Eleven | Twelve | Total |
|----------|-----------------|-------------------------------|--------|-----|-----|-------|------|------|-----|-------|-------|------|-----|--------|--------|-------|
| ARKANSAS | | | | | | | | | | | | | | | | |
| | 0101 | DEWITT SCHOOL DISTRICT | 2 | 3 | 6 | 2 | 6 | 2 | 7 | 5 | 2 | 6 | 4 | 6 | 1 | 52 |
| | 0104 | STUTTGART SCHOOL DISTRICT | 2 | 2 | 1 | 2 | 1 | | 2 | 1 | 4 | | 9 | 3 | 1 | 28 |
| | ARKANSAS TOTALS | | 4 | 5 | 7 | 4 | 7 | 2 | 9 | 6 | 6 | 6 | 13 | 9 | 2 | 80 |
| ASHLEY | | | | | | | | | | | | | | | | |
| | 0201 | CROSSETT SCHOOL DISTRICT | 1 | 2 | 2 | 3 | 7 | | 2 | 3 | 4 | 6 | 5 | 7 | 6 | 48 |
| | 0203 | HAMBURG SCHOOL DISTRICT | 1 | | 1 | | | 2 | 1 | 1 | 1 | 1 | 8 | 5 | 7 | 28 |
| | ASHLEY TOTALS | | 2 | 2 | 3 | 3 | 7 | 2 | 3 | 4 | 5 | 7 | 13 | 12 | 13 | 76 |
| BAXTER | | | | | | | | | | | | | | | | |
| | 0302 | COTTER SCHOOL DISTRICT | 4 | 2 | 6 | 4 | 1 | 2 | 3 | | | 5 | 8 | 5 | 3 | 43 |
| | 0303 | MOUNTAIN HOME SCHOOL DISTRICT | 18 | 15 | 19 | 17 | 19 | 18 | 16 | 11 | 14 | 23 | 29 | 28 | 19 | 246 |
| | 0304 | NORFORK SCHOOL DISTRICT | 1 | | 2 | 2 | | 3 | 4 | 4 | 3 | 4 | 1 | 4 | | 28 |
| | BAXTER TOTALS | | 23 | 17 | 27 | 23 | 20 | 23 | 23 | 15 | 17 | 32 | 38 | 37 | 22 | 317 |
| BENTON | | | | | | | | | | | | | | | | |
| | 0401 | BENTONVILLE SCHOOL DISTRICT | 68 | 76 | 54 | 75 | 51 | 65 | 69 | 56 | 48 | 65 | 79 | 69 | 31 | 806 |
| | 0402 | DECATUR SCHOOL DISTRICT | 1 | 1 | 3 | 1 | 1 | 3 | 1 | | 2 | 2 | 3 | 3 | 2 | 23 |
| | 0403 | GENTRY SCHOOL DISTRICT | 8 | 3 | 9 | 9 | 5 | 10 | 8 | 7 | 9 | 10 | 12 | 6 | 6 | 102 |
| | 0404 | GRAVETTE SCHOOL DISTRICT | 10 | 14 | 6 | 8 | 9 | 11 | 8 | 7 | 16 | 14 | 21 | 15 | 13 | 152 |
| | 0405 | ROGERS SCHOOL DISTRICT | 49 | 48 | 37 | 41 | 45 | 45 | 51 | 41 | 51 | 47 | 62 | 67 | 33 | 617 |
| | 0406 | SILAM SPRINGS SCHOOL DISTRICT | 28 | 21 | 34 | 17 | 24 | 21 | 29 | 19 | 19 | 19 | 18 | 21 | 16 | 286 |
| | 0407 | PEA RIDGE SCHOOL DISTRICT | 7 | 4 | 9 | 6 | 11 | 2 | 9 | 5 | 6 | 6 | 9 | 1 | 3 | 78 |
| | BENTON TOTALS | | 171 | 167 | 152 | 157 | 146 | 157 | 175 | 135 | 151 | 163 | 204 | 182 | 104 | 2064 |
| BOONE | | | | | | | | | | | | | | | | |
| | 0501 | ALPENA SCHOOL DISTRICT | 1 | 5 | | 4 | 2 | 5 | 4 | 2 | 5 | 3 | 6 | 4 | 1 | 42 |
| | 0502 | BERGMAN SCHOOL DISTRICT | 2 | 5 | 7 | 2 | 5 | 3 | 1 | 6 | 3 | 4 | 2 | 5 | 3 | 48 |
| | 0503 | HARRISON SCHOOL DISTRICT | 8 | 13 | 16 | 18 | 8 | 12 | 12 | 15 | 11 | 19 | 16 | 17 | 6 | 171 |

Home School Student Count for 2013-2014 School Year

By County, District and Grade

| | | | | | | | | | | | | | | |
|-------------------------------------|----|----|----|----|----|----|----|----|----|----|----|----|----|-----|
| 0504 OMAHA SCHOOL DISTRICT | 4 | 1 | 9 | 2 | 3 | 2 | 5 | 3 | 1 | 1 | 3 | 1 | 1 | 36 |
| 0505 VALLEY SPRINGS SCHOOL DISTRICT | 3 | 3 | 3 | | 3 | 4 | 1 | 5 | 4 | 3 | 9 | 3 | 2 | 43 |
| 0506 LEAD HILL SCHOOL DISTRICT | 1 | 1 | 3 | 3 | 1 | 2 | 1 | 2 | | 1 | 3 | 1 | 1 | 20 |
| BOONE TOTALS | 19 | 28 | 38 | 29 | 22 | 28 | 24 | 33 | 24 | 31 | 39 | 31 | 14 | 360 |

BRADLEY

| | | | | | | | | | | | | | | |
|--------------------------------|---|---|---|--|---|---|---|---|---|---|---|---|---|----|
| 0601 HERMITAGE SCHOOL DISTRICT | | 3 | | | 1 | | 1 | 2 | 1 | 2 | 1 | 1 | 4 | 16 |
| 0602 WARREN SCHOOL DISTRICT | 4 | 1 | 1 | | | 1 | 2 | | | 2 | 7 | 1 | | 19 |
| BRADLEY TOTALS | 4 | 4 | 1 | | 1 | 1 | 3 | 2 | 1 | 4 | 8 | 2 | 4 | 35 |

CALHOUN

| | | | | | | | | | | | | | | |
|------------------------------|---|---|--|---|---|---|---|---|--|---|---|---|---|----|
| 0701 HAMPTON SCHOOL DISTRICT | 2 | 1 | | 1 | 2 | 1 | 1 | 1 | | 2 | 1 | 1 | 1 | 14 |
| CALHOUN TOTALS | 2 | 1 | | 1 | 2 | 1 | 1 | 1 | | 2 | 1 | 1 | 1 | 14 |

CARROLL

| | | | | | | | | | | | | | | |
|-------------------------------------|----|----|----|----|---|----|----|----|----|----|----|----|----|-----|
| 0801 BERRYVILLE SCHOOL DISTRICT | 12 | 6 | 8 | 10 | 5 | 7 | 7 | 4 | 11 | 10 | 21 | 4 | 4 | 109 |
| 0802 EUREKA SPRINGS SCHOOL DISTRICT | 1 | 7 | | 5 | | 3 | | 3 | 2 | 9 | 10 | 8 | 5 | 53 |
| 0803 GREEN FOREST SCHOOL DISTRICT | 4 | 10 | 5 | 6 | 3 | 9 | 3 | 4 | 6 | 8 | 7 | 8 | 4 | 77 |
| CARROLL TOTALS | 17 | 23 | 13 | 21 | 8 | 19 | 10 | 11 | 19 | 27 | 38 | 20 | 13 | 239 |

CHICOT

| | | | | | | | | | | | | | | |
|------------------------------------|---|--|---|---|---|---|--|---|--|---|---|---|---|----|
| 0901 DERMOTT SCHOOL DISTRICT | 1 | | 1 | 1 | 1 | | | 1 | | 3 | | 1 | | 9 |
| 0903 LAKESIDE SCHOOL DIST (CHICOT) | 1 | | 3 | 2 | | 1 | | 1 | | 5 | 2 | 1 | 2 | 18 |
| CHICOT TOTALS | 2 | | 4 | 3 | 1 | 1 | | 2 | | 8 | 2 | 2 | 2 | 27 |

CLARK

| | | | | | | | | | | | | | | |
|----------------------------------|---|---|----|----|---|---|---|---|---|----|---|---|---|-----|
| 1002 ARKADELPHIA SCHOOL DISTRICT | 6 | 7 | 8 | 12 | 6 | 8 | 5 | 4 | 6 | 12 | 9 | 4 | 2 | 89 |
| 1003 GURDON SCHOOL DISTRICT | | | 2 | 1 | 1 | | 2 | | 2 | 3 | | 2 | | 13 |
| CLARK TOTALS | 6 | 7 | 10 | 13 | 7 | 8 | 7 | 4 | 8 | 15 | 9 | 6 | 2 | 102 |

CLAY

| | | | | | | | | | | | | | | |
|------------------------------|---|--|---|---|---|---|---|---|---|---|---|---|---|----|
| 1101 CORNING SCHOOL DISTRICT | 1 | | 1 | 2 | 1 | 3 | 1 | 6 | 2 | 3 | 5 | 5 | 2 | 32 |
|------------------------------|---|--|---|---|---|---|---|---|---|---|---|---|---|----|

Home School Student Count for 2013-2014 School Year

By County, District and Grade

| | | | | | | | | | | | | | | |
|------------------------------|---|--|---|---|---|---|---|---|---|---|----|---|---|----|
| 1104 PIGGOTT SCHOOL DISTRICT | 4 | | 1 | | 1 | 3 | 2 | 3 | 2 | | 4 | 2 | 2 | 24 |
| 1106 RECTOR SCHOOL DISTRICT | 3 | | | 4 | 2 | | 2 | | 4 | 1 | 1 | 1 | 2 | 20 |
| CLAY TOTALS | 8 | | 2 | 6 | 4 | 6 | 5 | 9 | 8 | 4 | 10 | 8 | 6 | 76 |

CLEBURNE

| | | | | | | | | | | | | | | |
|---------------------------------------|----|---|----|----|----|----|----|----|----|----|----|----|----|-----|
| 1201 CONCORD SCHOOL DISTRICT | 5 | | 2 | 3 | 2 | 4 | 3 | | 2 | 1 | 4 | 3 | 4 | 33 |
| 1202 HEBER SPRINGS SCHOOL DISTRICT | 8 | 4 | 9 | 5 | 6 | 4 | 10 | 12 | 10 | 9 | 7 | 10 | 8 | 102 |
| 1203 QUITMAN SCHOOL DISTRICT | 6 | | 5 | 1 | 6 | 4 | 4 | 4 | 4 | 2 | 6 | 3 | 4 | 49 |
| 1204 WEST SIDE SCHOOL DIST (CLEBURNE) | 4 | 2 | 2 | 1 | 1 | 3 | 2 | 1 | 1 | 2 | 2 | 3 | 1 | 25 |
| CLEBURNE TOTALS | 23 | 6 | 18 | 10 | 15 | 15 | 19 | 17 | 17 | 14 | 19 | 19 | 17 | 209 |

CLEVELAND

| | | | | | | | | | | | | | | |
|---------------------------------------|---|---|---|---|---|---|---|---|---|---|----|---|---|----|
| 1304 WOODLAWN SCHOOL DISTRICT | | 1 | 1 | 1 | | | 1 | 1 | 3 | | 3 | 1 | | 12 |
| 1305 CLEVELAND COUNTY SCHOOL DISTRICT | 4 | 6 | 2 | 3 | 4 | 1 | 5 | 2 | 6 | 6 | 8 | 5 | 1 | 53 |
| CLEVELAND TOTALS | 4 | 7 | 3 | 4 | 4 | 1 | 6 | 3 | 9 | 6 | 11 | 6 | 1 | 65 |

COLUMBIA

| | | | | | | | | | | | | | | |
|---|---|---|---|---|---|----|---|---|---|---|----|----|---|----|
| 1402 MAGNOLIA SCHOOL DISTRICT | 3 | 6 | 4 | 6 | 5 | 7 | 2 | 4 | 9 | 4 | 6 | 11 | 4 | 71 |
| 1408 EMERSON-TAYLOR-BRADLEY SCHOOL DISTRICT | | 1 | 1 | 2 | 1 | 4 | 1 | 2 | | 3 | 5 | | | 20 |
| COLUMBIA TOTALS | 3 | 7 | 5 | 8 | 6 | 11 | 3 | 6 | 9 | 7 | 11 | 11 | 4 | 91 |

CONWAY

| | | | | | | | | | | | | | | |
|--|---|---|---|---|---|---|---|---|---|---|---|----|---|----|
| 1503 NEMO VISTA SCHOOL DISTRICT | | 1 | | | 2 | 1 | 1 | 1 | 1 | 1 | 1 | 2 | | 11 |
| 1505 WONDERVIEW SCHOOL DISTRICT | | | | | | 1 | | | | 1 | 1 | | | 3 |
| 1507 SOUTH CONWAY COUNTY SCHOOL DISTRICT | 7 | 6 | 5 | 2 | 4 | 5 | 5 | 4 | 5 | 6 | 7 | 8 | 8 | 72 |
| CONWAY TOTALS | 7 | 7 | 5 | 2 | 6 | 7 | 6 | 5 | 6 | 8 | 9 | 10 | 8 | 86 |

CRAIGHEAD

| | | | | | | | | | | | | | | |
|---------------------------------------|---|---|---|----|---|---|---|---|---|---|----|----|---|-----|
| 1601 BAY SCHOOL DISTRICT | 1 | | | 1 | 1 | | | | | 4 | 1 | | 1 | 9 |
| 1602 WESTSIDE CONS. SCH DIST (CRAIGH) | 3 | 2 | 3 | 4 | 2 | 5 | 4 | 4 | 3 | 7 | 16 | 9 | 6 | 68 |
| 1603 BROOKLAND SCHOOL DISTRICT | 7 | 9 | 4 | 10 | 6 | 4 | 5 | 8 | 9 | 9 | 16 | 12 | 8 | 107 |

Home School Student Count for 2013-2014 School Year

By County, District and Grade

| | | | | | | | | | | | | | | |
|-------------------------------------|----|----|----|----|----|----|----|----|----|----|-----|----|----|-----|
| 1605 BUFFALO IS. CENTRAL SCH. DIST. | | | | | | 1 | | 1 | 1 | | 4 | 3 | 1 | 11 |
| 1608 JONESBORO SCHOOL DISTRICT | 16 | 16 | 18 | 14 | 11 | 8 | 12 | 17 | 14 | 14 | 44 | 36 | 17 | 237 |
| 1611 NETTLETON SCHOOL DISTRICT | 5 | 3 | 6 | 5 | 2 | 5 | 5 | 5 | 6 | 7 | 13 | 15 | 2 | 79 |
| 1612 VALLEY VIEW SCHOOL DISTRICT | 4 | 4 | 2 | 5 | 7 | 5 | 5 | 4 | 7 | 7 | 11 | 8 | 1 | 70 |
| 1613 RIVERSIDE SCHOOL DISTRICT | | 1 | | 2 | | 1 | 1 | | 2 | 2 | 4 | 1 | | 14 |
| CRAIGHEAD TOTALS | 36 | 35 | 33 | 41 | 29 | 29 | 32 | 39 | 42 | 50 | 109 | 84 | 36 | 595 |

CRAWFORD

| | | | | | | | | | | | | | | |
|-----------------------------------|----|----|----|----|----|----|----|----|----|----|----|----|----|-----|
| 1701 ALMA SCHOOL DISTRICT | 6 | 4 | 5 | 8 | 7 | 3 | 7 | 4 | 10 | 10 | 14 | 4 | 4 | 86 |
| 1702 CEDARVILLE SCHOOL DISTRICT | 3 | 3 | 2 | 2 | 1 | 1 | 3 | 3 | 3 | 3 | 5 | 5 | 2 | 36 |
| 1703 MOUNTAINBURG SCHOOL DISTRICT | 1 | 7 | 4 | 5 | 1 | 5 | 3 | 2 | 2 | 4 | 2 | 4 | 1 | 41 |
| 1704 MULBERRY SCHOOL DISTRICT | 3 | 2 | 4 | | 6 | 4 | 6 | 2 | 1 | 8 | 4 | 3 | 1 | 44 |
| 1705 VAN BUREN SCHOOL DISTRICT | 16 | 14 | 16 | 16 | 13 | 14 | 13 | 21 | 22 | 10 | 27 | 24 | 12 | 218 |
| CRAWFORD TOTALS | 29 | 30 | 31 | 31 | 28 | 27 | 32 | 32 | 38 | 35 | 52 | 40 | 20 | 425 |

CRITTENDEN

| | | | | | | | | | | | | | | |
|-----------------------------------|----|----|----|----|---|----|---|----|---|----|----|---|---|-----|
| 1802 EARLE SCHOOL DISTRICT | | 1 | | | | | 1 | | | 1 | | | | 3 |
| 1803 WEST MEMPHIS SCHOOL DISTRICT | | 4 | 4 | 5 | 2 | 4 | 1 | 4 | 2 | 3 | 7 | 2 | 1 | 39 |
| 1804 MARION SCHOOL DISTRICT | 11 | 9 | 11 | 7 | 3 | 10 | 7 | 6 | 2 | 8 | 9 | 6 | 5 | 94 |
| CRITTENDEN TOTALS | 11 | 14 | 15 | 12 | 5 | 14 | 9 | 10 | 4 | 12 | 16 | 8 | 6 | 136 |

CROSS

| | | | | | | | | | | | | | | |
|-----------------------------------|---|---|---|---|---|---|---|---|---|---|----|----|---|----|
| 1901 CROSS COUNTY SCHOOL DISTRICT | 2 | | | | 3 | 1 | 1 | 4 | | 5 | 7 | 3 | 3 | 29 |
| 1905 WYNNE SCHOOL DISTRICT | 1 | 2 | 2 | 3 | 3 | 1 | 3 | 3 | 5 | 3 | 5 | 8 | 5 | 44 |
| CROSS TOTALS | 3 | 2 | 2 | 3 | 6 | 2 | 4 | 7 | 5 | 8 | 12 | 11 | 8 | 73 |

DALLAS

| | | | | | | | | | | | | | | |
|------------------------------|---|---|--|--|---|---|---|---|---|---|--|---|--|----|
| 2002 FORDYCE SCHOOL DISTRICT | 1 | 1 | | | 3 | 2 | 1 | 5 | 1 | 2 | | 1 | | 17 |
| DALLAS TOTALS | 1 | 1 | | | 3 | 2 | 1 | 5 | 1 | 2 | | 1 | | 17 |

DESHA

| | | | | | | | | | | | | | | |
|----------------------------|---|--|--|---|--|---|--|--|--|---|---|--|--|---|
| 2104 DUMAS SCHOOL DISTRICT | 1 | | | 1 | | 1 | | | | 2 | 2 | | | 7 |
|----------------------------|---|--|--|---|--|---|--|--|--|---|---|--|--|---|

Home School Student Count for 2013-2014 School Year

By County, District and Grade

| | | | | | | | | | | | | | | |
|-----------------------------|---|--|--|---|---|---|---|---|--|---|---|---|---|----|
| 2105 MCGEEH SCHOOL DISTRICT | 2 | | | 2 | 3 | 2 | 1 | 3 | | 2 | | 2 | 1 | 18 |
| DESHA TOTALS | 3 | | | 3 | 3 | 3 | 1 | 3 | | 2 | 2 | 4 | 1 | 25 |

DREW

| | | | | | | | | | | | | | | |
|-----------------------------------|---|---|---|---|---|---|---|---|---|----|----|----|---|----|
| 2202 DREW CENTRAL SCHOOL DISTRICT | 5 | 1 | 3 | 5 | 2 | 5 | 4 | 2 | 1 | 7 | 6 | 4 | 1 | 46 |
| 2203 MONTICELLO SCHOOL DISTRICT | 2 | 1 | 5 | 1 | 4 | 2 | 2 | 3 | 2 | 3 | 6 | 7 | 2 | 40 |
| DREW TOTALS | 7 | 2 | 8 | 6 | 6 | 7 | 6 | 5 | 3 | 10 | 12 | 11 | 3 | 86 |

FAULKNER

| | | | | | | | | | | | | | | |
|---------------------------------------|----|----|----|----|----|----|----|----|----|----|-----|----|----|-----|
| 2301 CONWAY SCHOOL DISTRICT | 32 | 30 | 33 | 39 | 46 | 41 | 33 | 38 | 33 | 36 | 63 | 47 | 36 | 507 |
| 2303 GREENBRIER SCHOOL DISTRICT | 13 | 12 | 12 | 17 | 14 | 9 | 14 | 6 | 10 | 25 | 21 | 14 | 10 | 177 |
| 2304 GUY-PERKINS SCHOOL DISTRICT | 2 | 4 | 4 | 3 | 2 | 2 | 2 | 3 | | 2 | 4 | 1 | | 29 |
| 2305 MAYFLOWER SCHOOL DISTRICT | 4 | 5 | 3 | 4 | 12 | 4 | 2 | 5 | 2 | 10 | 2 | 7 | 3 | 63 |
| 2306 MT. VERNON/ENOLA SCHOOL DISTRICT | 4 | 1 | 5 | 1 | 1 | 3 | 4 | 2 | 7 | 3 | 2 | 4 | 3 | 40 |
| 2307 VILONIA SCHOOL DISTRICT | 2 | 10 | 8 | 6 | 11 | 3 | 6 | 10 | 12 | 12 | 12 | 13 | 4 | 109 |
| FAULKNER TOTALS | 57 | 62 | 65 | 70 | 86 | 62 | 61 | 64 | 64 | 88 | 104 | 86 | 56 | 925 |

FRANKLIN

| | | | | | | | | | | | | | | |
|----------------------------------|---|---|---|----|---|---|---|----|---|----|----|----|---|-----|
| 2402 CHARLESTON SCHOOL DISTRICT | 2 | 3 | | 1 | 5 | 2 | | 4 | 2 | 1 | 4 | 3 | 3 | 30 |
| 2403 COUNTY LINE SCHOOL DISTRICT | 2 | 1 | 2 | 3 | 1 | | 2 | 4 | 2 | 4 | 3 | 4 | 4 | 32 |
| 2404 OZARK SCHOOL DISTRICT | 2 | 3 | 7 | 6 | 2 | 5 | 4 | 3 | 4 | 7 | 15 | 19 | 1 | 78 |
| FRANKLIN TOTALS | 6 | 7 | 9 | 10 | 8 | 7 | 6 | 11 | 8 | 12 | 22 | 26 | 8 | 140 |

FULTON

| | | | | | | | | | | | | | | |
|-------------------------------------|---|---|---|---|---|---|---|---|---|---|----|----|---|----|
| 2501 MAMMOTH SPRING SCHOOL DISTRICT | 1 | | 1 | 1 | 1 | 2 | | 1 | 2 | | 4 | 3 | 1 | 17 |
| 2502 SALEM SCHOOL DISTRICT | 5 | 7 | 2 | 5 | 2 | 4 | 3 | 6 | 1 | 5 | 4 | 4 | 3 | 51 |
| 2503 VIOLA SCHOOL DISTRICT | 1 | 1 | 3 | | 2 | | 3 | 2 | 1 | 2 | 3 | 6 | 2 | 26 |
| FULTON TOTALS | 7 | 8 | 6 | 6 | 5 | 6 | 6 | 9 | 4 | 7 | 11 | 13 | 6 | 94 |

Home School Student Count for 2013-2014 School Year

By County, District and Grade

GARLAND

| | | | | | | | | | | | | | | |
|--|----|----|----|----|----|----|----|----|----|----|----|----|----|-----|
| 2601 CUTTER-MORNING STAR SCHOOL DISTRICT | 1 | 5 | 2 | 3 | 1 | 1 | 3 | 2 | 1 | 2 | | 6 | 2 | 29 |
| 2602 FOUNTAIN LAKE SCHOOL DISTRICT | 5 | 6 | 9 | 6 | 7 | 3 | 3 | 6 | 8 | 3 | 6 | 7 | 4 | 73 |
| 2603 HOT SPRINGS SCHOOL DISTRICT | 12 | 13 | 9 | 10 | 11 | 14 | 13 | 9 | 9 | 12 | 21 | 19 | 9 | 161 |
| 2604 JESSIEVILLE SCHOOL DISTRICT | 2 | 1 | 3 | 1 | 2 | 3 | | | 4 | 2 | 3 | 3 | 1 | 25 |
| 2605 LAKE HAMILTON SCHOOL DISTRICT | 13 | 9 | 12 | 9 | 15 | 7 | 13 | 13 | 10 | 15 | 15 | 10 | 13 | 154 |
| 2606 LAKESIDE SCHOOL DIST (GARLAND) | 6 | 4 | 5 | 6 | 7 | 4 | 5 | 9 | 5 | 5 | 14 | 10 | 11 | 91 |
| 2607 MOUNTAIN PINE SCHOOL DISTRICT | 1 | 1 | | | 3 | 2 | 2 | | | | 2 | 1 | | 12 |
| GARLAND TOTALS | 40 | 39 | 40 | 35 | 46 | 34 | 39 | 39 | 37 | 39 | 61 | 56 | 40 | 545 |

GRANT

| | | | | | | | | | | | | | | |
|-------------------------------|---|----|---|----|----|----|----|----|----|----|----|----|---|-----|
| 2703 POYEN SCHOOL DISTRICT | | 1 | 1 | 2 | 1 | 3 | | 1 | 1 | 2 | 1 | 2 | | 15 |
| 2705 SHERIDAN SCHOOL DISTRICT | 8 | 10 | 6 | 10 | 9 | 14 | 16 | 15 | 13 | 20 | 29 | 13 | 9 | 172 |
| GRANT TOTALS | 8 | 11 | 7 | 12 | 10 | 17 | 16 | 16 | 14 | 22 | 30 | 15 | 9 | 187 |

GREENE

| | | | | | | | | | | | | | | |
|---|---|---|----|----|----|----|----|----|---|----|----|----|----|-----|
| 2803 MARMADUKE SCHOOL DISTRICT | 1 | 1 | 2 | 3 | 2 | 2 | | 1 | 1 | 2 | 3 | 2 | 1 | 21 |
| 2807 GREENE COUNTY TECH SCHOOL DISTRICT | 3 | 3 | 10 | 2 | 7 | 8 | 9 | 7 | 3 | 11 | 11 | 18 | 8 | 100 |
| 2808 PARAGOULD SCHOOL DISTRICT | 5 | 4 | 3 | 6 | 3 | 6 | 4 | 4 | 4 | 9 | 15 | 18 | 14 | 95 |
| GREENE TOTALS | 9 | 8 | 15 | 11 | 12 | 16 | 13 | 12 | 8 | 22 | 29 | 38 | 23 | 216 |

HEMPSTEAD

| | | | | | | | | | | | | | | |
|----------------------------------|---|---|---|---|---|---|---|---|---|---|----|---|---|----|
| 2901 BLEVINS SCHOOL DISTRICT | 2 | 1 | | 1 | 1 | 1 | 2 | | 2 | 2 | 2 | 1 | | 15 |
| 2903 HOPE SCHOOL DISTRICT | 2 | 3 | 4 | 2 | 4 | 3 | 4 | 4 | 6 | 3 | 13 | 5 | 2 | 55 |
| 2906 SPRING HILL SCHOOL DISTRICT | | | | | | | | | | 2 | 4 | 2 | 1 | 9 |
| HEMPSTEAD TOTALS | 4 | 4 | 4 | 3 | 5 | 4 | 6 | 4 | 8 | 7 | 19 | 8 | 3 | 79 |

HOT SPRING

| | | | | | | | | | | | | | | |
|--------------------------------|---|---|---|---|---|---|---|---|---|---|---|---|---|----|
| 3001 BISMARCK SCHOOL DISTRICT | 6 | 2 | 5 | 3 | 4 | 5 | 4 | 2 | 9 | 6 | 3 | 6 | 2 | 57 |
| 3002 GLEN ROSE SCHOOL DISTRICT | 2 | 4 | 3 | | 3 | 4 | 2 | 3 | 4 | 5 | 6 | 3 | 1 | 40 |

Home School Student Count for 2013-2014 School Year

By County, District and Grade

| | | | | | | | | | | | | | | |
|-------------------------------|----|----|----|----|----|----|----|----|----|----|----|----|----|-----|
| 3003 MAGNET COVE SCHOOL DIST. | | 1 | 2 | 1 | 2 | | 1 | | | 2 | 5 | 3 | 2 | 19 |
| 3004 MALVERN SCHOOL DISTRICT | 2 | 3 | 3 | 9 | 5 | 2 | 4 | 7 | 5 | 6 | 12 | 12 | 5 | 75 |
| 3005 OUACHITA SCHOOL DISTRICT | 1 | | 1 | | 2 | | | | 2 | | | | 2 | 8 |
| HOT SPRING TOTALS | 11 | 10 | 14 | 13 | 16 | 11 | 11 | 12 | 20 | 19 | 26 | 24 | 12 | 199 |

HOWARD

| | | | | | | | | | | | | | | |
|--------------------------------------|---|---|---|---|---|---|---|---|---|---|---|---|---|----|
| 3102 DIERKS SCHOOL DISTRICT | | 1 | | 1 | 1 | 2 | | 1 | | 3 | 1 | 1 | 1 | 12 |
| 3104 MINERAL SPRINGS SCHOOL DISTRICT | 1 | | | | 2 | | 1 | 1 | 2 | 1 | 1 | | 1 | 10 |
| 3105 NASHVILLE SCHOOL DISTRICT | 5 | 6 | 4 | 6 | 5 | 3 | 3 | 2 | 3 | 4 | 7 | 3 | 2 | 53 |
| HOWARD TOTALS | 6 | 7 | 4 | 7 | 8 | 5 | 4 | 4 | 5 | 8 | 9 | 4 | 4 | 75 |

INDEPENDENCE

| | | | | | | | | | | | | | | |
|---|----|----|----|----|----|----|----|----|----|----|----|----|----|-----|
| 3201 BATESVILLE SCHOOL DISTRICT | 4 | 4 | 3 | 6 | 4 | 8 | 10 | 6 | 7 | 4 | 16 | 6 | 4 | 82 |
| 3209 SOUTHSIDE SCHOOL DISTRICT (INDEPENDENCE) | 4 | 1 | 3 | 3 | 3 | 1 | 4 | 2 | | 4 | 7 | 9 | 8 | 49 |
| 3211 MIDLAND SCHOOL DISTRICT | 1 | 4 | 3 | 2 | 3 | 2 | 5 | 3 | 4 | 3 | 5 | 3 | 1 | 39 |
| 3212 CEDAR RIDGE SCHOOL DISTRICT | 4 | 4 | 4 | 1 | 4 | 3 | 3 | 3 | 4 | 4 | 6 | 5 | 1 | 46 |
| INDEPENDENCE TOTALS | 13 | 13 | 13 | 12 | 14 | 14 | 22 | 14 | 15 | 15 | 34 | 23 | 14 | 216 |

IZARD

| | | | | | | | | | | | | | | |
|--|---|---|---|---|---|---|---|---|---|---|----|---|---|----|
| 3301 CALICO ROCK SCHOOL DISTRICT | 1 | 1 | 3 | 1 | | 1 | 1 | 1 | 2 | 2 | 3 | 1 | | 17 |
| 3302 MELBOURNE SCHOOL DISTRICT | | 5 | 3 | 3 | 2 | 3 | 6 | 4 | 3 | 2 | 5 | 3 | 1 | 40 |
| 3306 IZARD COUNTY CONSOLIDATED SCHOOL DISTRICT | 1 | 1 | 3 | | 1 | 3 | 2 | 2 | | 2 | 3 | 2 | 2 | 22 |
| IZARD TOTALS | 2 | 7 | 9 | 4 | 3 | 7 | 9 | 7 | 5 | 6 | 11 | 6 | 3 | 79 |

JACKSON

| | | | | | | | | | | | | | | |
|----------------------------------|---|---|---|---|---|---|---|---|--|---|---|---|---|----|
| 3403 NEWPORT SCHOOL DISTRICT | | 1 | | | 1 | | 2 | 1 | | 2 | 1 | 2 | 2 | 12 |
| 3405 JACKSON CO. SCHOOL DISTRICT | 1 | | 2 | 1 | | 1 | | | | 1 | 3 | 3 | 5 | 17 |
| JACKSON TOTALS | 1 | 1 | 2 | 1 | 1 | 1 | 2 | 1 | | 3 | 4 | 5 | 7 | 29 |

JEFFERSON

| | | | | | | | | | | | | | | |
|---------------------------------|---|---|---|---|---|---|---|---|---|---|---|---|---|----|
| 3502 DOLLARWAY SCHOOL DISTRICT | 1 | 1 | 1 | 1 | 2 | 1 | 1 | 3 | 1 | 1 | 2 | 3 | 1 | 19 |
| 3505 PINE BLUFF SCHOOL DISTRICT | 3 | 1 | 2 | 1 | 2 | 1 | 1 | 3 | 2 | 2 | 4 | 1 | 1 | 24 |

Home School Student Count for 2013-2014 School Year

By County, District and Grade

| | | | | | | | | | | | | | | |
|------------------------------------|----|----|----|----|----|----|----|----|----|----|----|----|----|-----|
| 3509 WATSON CHAPEL SCHOOL DISTRICT | 1 | 3 | 4 | 5 | 5 | 3 | 5 | 6 | 2 | 10 | 9 | 5 | 3 | 61 |
| 3510 WHITE HALL SCHOOL DISTRICT | 10 | 7 | 16 | 16 | 19 | 10 | 15 | 16 | 12 | 19 | 15 | 13 | 8 | 176 |
| JEFFERSON TOTALS | 15 | 12 | 23 | 23 | 28 | 15 | 22 | 28 | 17 | 32 | 30 | 22 | 13 | 280 |

JOHNSON

| | | | | | | | | | | | | | | |
|-------------------------------------|----|----|----|---|----|----|----|----|----|----|----|----|----|-----|
| 3601 CLARKSVILLE SCHOOL DISTRICT | 3 | 5 | 5 | 4 | 6 | 3 | 4 | 9 | 5 | 13 | 12 | 15 | 4 | 88 |
| 3604 LAMAR SCHOOL DISTRICT | 5 | 4 | 6 | 3 | 3 | 4 | 5 | 8 | 4 | 8 | 6 | 7 | 7 | 70 |
| 3606 WESTSIDE SCHOOL DIST (JOHNSON) | 2 | 1 | 1 | 2 | 2 | 3 | 1 | 1 | 1 | 2 | 4 | 6 | 3 | 29 |
| JOHNSON TOTALS | 10 | 10 | 12 | 9 | 11 | 10 | 10 | 18 | 10 | 23 | 22 | 28 | 14 | 187 |

LAFAYETTE

| | | | | | | | | | | | | | | |
|---------------------------------------|---|---|---|--|---|--|---|---|---|---|---|--|--|----|
| 3704 LAFAYETTE COUNTY SCHOOL DISTRICT | 2 | 2 | 3 | | 1 | | 2 | 3 | 1 | 3 | 1 | | | 18 |
| LAFAYETTE TOTALS | 2 | 2 | 3 | | 1 | | 2 | 3 | 1 | 3 | 1 | | | 18 |

LAWRENCE

| | | | | | | | | | | | | | | |
|--------------------------------------|---|---|---|---|---|---|---|---|---|----|----|----|----|-----|
| 3804 HOXIE SCHOOL DISTRICT | | 1 | | 1 | | | 1 | | 1 | 2 | 5 | 2 | 2 | 15 |
| 3806 SLOAN-HENDRIX SCHOOL DISTRICT | 2 | 3 | | | 2 | 2 | | 2 | 2 | 5 | 4 | 4 | 3 | 29 |
| 3809 HILLCREST SCHOOL DISTRICT | 2 | | 2 | 3 | 2 | 2 | 2 | 2 | 2 | 3 | 4 | 5 | 3 | 32 |
| 3810 LAWRENCE COUNTY SCHOOL DISTRICT | 4 | 3 | 4 | 3 | 4 | 4 | | 5 | | 5 | 5 | 6 | 2 | 45 |
| LAWRENCE TOTALS | 8 | 7 | 6 | 7 | 8 | 8 | 3 | 9 | 5 | 15 | 18 | 17 | 10 | 121 |

LEE

| | | | | | | | | | | | | | | |
|---------------------------------|--|---|--|---|---|---|---|---|---|---|---|---|--|----|
| 3904 LEE COUNTY SCHOOL DISTRICT | | 1 | | 4 | 2 | 4 | 2 | 2 | 1 | 2 | 3 | 1 | | 22 |
| LEE TOTALS | | 1 | | 4 | 2 | 4 | 2 | 2 | 1 | 2 | 3 | 1 | | 22 |

LINCOLN

| | | | | | | | | | | | | | | |
|--------------------------------|---|---|---|---|---|---|---|---|---|---|----|---|---|----|
| 4003 STAR CITY SCHOOL DISTRICT | 6 | 9 | 3 | 5 | 5 | 4 | 4 | 4 | 8 | 3 | 10 | 7 | 4 | 72 |
| LINCOLN TOTALS | 6 | 9 | 3 | 5 | 5 | 4 | 4 | 4 | 8 | 3 | 10 | 7 | 4 | 72 |

LITTLE RIVER

| | | | | | | | | | | | | | | |
|------------------------------|---|---|---|---|---|---|---|---|---|---|---|---|---|----|
| 4101 ASHDOWN SCHOOL DISTRICT | 1 | 1 | 1 | 2 | 1 | 2 | 1 | 4 | 3 | 3 | 4 | 3 | 1 | 27 |
| 4102 FOREMAN SCHOOL DISTRICT | 1 | | 3 | 1 | 1 | 1 | 2 | | 1 | 1 | 2 | 2 | 1 | 16 |

Home School Student Count for 2013-2014 School Year

By County, District and Grade

| | | | | | | | | | | | | | | |
|------------------------------------|----|----|----|----|----|----|----|----|----|----|----|----|----|-----|
| LITTLE RIVER TOTALS | 2 | 1 | 4 | 3 | 2 | 3 | 3 | 4 | 4 | 4 | 6 | 5 | 2 | 43 |
| LOGAN | | | | | | | | | | | | | | |
| 4201 BOONEVILLE SCHOOL DISTRICT | 3 | 1 | 2 | 4 | | 4 | 2 | 1 | 2 | 9 | 5 | 8 | 2 | 43 |
| 4202 MAGAZINE SCHOOL DISTRICT | 1 | 1 | 3 | 1 | 1 | 2 | | | 2 | 4 | 4 | 4 | 3 | 26 |
| 4203 PARIS SCHOOL DISTRICT | 3 | 2 | 1 | 2 | 2 | | | 1 | 2 | 2 | 2 | 1 | 3 | 21 |
| 4204 SCRANTON SCHOOL DISTRICT | 1 | 1 | | | | | | | 1 | 1 | 1 | 1 | 1 | 7 |
| LOGAN TOTALS | 8 | 5 | 6 | 7 | 3 | 6 | 2 | 2 | 7 | 16 | 12 | 14 | 9 | 97 |
| LONOKE | | | | | | | | | | | | | | |
| 4301 LONOKE SCHOOL DISTRICT | 5 | 3 | 3 | 4 | 2 | 2 | 5 | 5 | 2 | 5 | 5 | 5 | 5 | 51 |
| 4302 ENGLAND SCHOOL DISTRICT | 1 | | | | 2 | | 1 | 1 | 3 | 3 | | 2 | 1 | 14 |
| 4303 CARLISLE SCHOOL DISTRICT | 1 | | 2 | 2 | 1 | 4 | | 2 | 3 | | 6 | 5 | 1 | 27 |
| 4304 CABOT SCHOOL DISTRICT | 28 | 28 | 30 | 20 | 31 | 32 | 29 | 34 | 23 | 27 | 52 | 49 | 20 | 403 |
| LONOKE TOTALS | 35 | 31 | 35 | 26 | 36 | 38 | 35 | 42 | 31 | 35 | 63 | 61 | 27 | 495 |
| MADISON | | | | | | | | | | | | | | |
| 4401 HUNTSVILLE SCHOOL DISTRICT | 10 | 17 | 17 | 10 | 13 | 7 | 8 | 8 | 17 | 18 | 24 | 22 | 10 | 181 |
| MADISON TOTALS | 10 | 17 | 17 | 10 | 13 | 7 | 8 | 8 | 17 | 18 | 24 | 22 | 10 | 181 |
| MARION | | | | | | | | | | | | | | |
| 4501 FLIPPIN SCHOOL DISTRICT | 3 | | 1 | 2 | 5 | 2 | 5 | 2 | 2 | 3 | 5 | 3 | 6 | 39 |
| 4502 YELLVILLE-SUMMIT SCHOOL DIST. | 20 | 4 | 7 | 7 | 10 | 3 | 8 | 3 | 5 | 8 | 8 | 7 | 6 | 96 |
| MARION TOTALS | 23 | 4 | 8 | 9 | 15 | 5 | 13 | 5 | 7 | 11 | 13 | 10 | 12 | 135 |
| MILLER | | | | | | | | | | | | | | |
| 4602 GENOA CENTRAL SCHOOL DISTRICT | 2 | 1 | 1 | 1 | 1 | | | 3 | 1 | 2 | 1 | 2 | 4 | 19 |
| 4603 FOUKE SCHOOL DISTRICT | 2 | 4 | 1 | 6 | 2 | 4 | 4 | 2 | 6 | 5 | 6 | 1 | 4 | 47 |
| 4605 TEXARKANA SCHOOL DISTRICT | 6 | 9 | 7 | 5 | 3 | 7 | 8 | 5 | 8 | 8 | 10 | 8 | 2 | 86 |
| MILLER TOTALS | 10 | 14 | 9 | 12 | 6 | 11 | 12 | 10 | 15 | 15 | 17 | 11 | 10 | 152 |
| MISSISSIPPI | | | | | | | | | | | | | | |
| 4701 ARMOREL SCHOOL DISTRICT | 2 | | 2 | 2 | 1 | | 1 | 1 | 2 | 2 | 1 | 1 | 2 | 17 |
| 4702 BLYTHEVILLE SCHOOL DISTRICT | 1 | 2 | | 2 | 1 | 3 | 1 | 1 | 4 | 3 | 6 | 3 | 1 | 28 |

Home School Student Count for 2013-2014 School Year

By County, District and Grade

| | | | | | | | | | | | | | | |
|------------------------------------|----------|----------|----------|----------|-----------|----------|----------|-----------|-----------|-----------|-----------|-----------|-----------|------------|
| 4706 SO. MISS. COUNTY SCHOOL DIST. | 2 | 1 | 2 | 2 | 4 | 2 | 2 | 5 | 4 | 2 | 2 | | | 28 |
| 4708 GOSNELL SCHOOL DISTRICT | 1 | | 1 | | | 1 | | | | 1 | 6 | 7 | 6 | 23 |
| 4712 MANILA SCHOOL DISTRICT | 1 | 3 | 2 | 1 | 3 | 2 | 2 | 3 | 3 | 5 | 8 | 5 | 5 | 43 |
| 4713 OSCEOLA SCHOOL DISTRICT | | | 1 | | 1 | | | 1 | | 1 | 3 | | 1 | 8 |
| MISSISSIPPI TOTALS | 7 | 6 | 8 | 7 | 10 | 8 | 6 | 11 | 13 | 14 | 26 | 16 | 15 | 147 |

MONROE

| | | | | | | | | | | | | | | |
|--------------------------------|----------|--|----------|--|----------|----------|----------|--|----------|----------|----------|----------|----------|-----------|
| 4801 BRINKLEY SCHOOL DISTRICT | | | 1 | | | 1 | 1 | | 1 | 4 | 3 | 2 | 1 | 14 |
| 4802 CLARENDON SCHOOL DISTRICT | 2 | | 1 | | 2 | 4 | 1 | | 2 | 1 | 5 | 1 | 3 | 22 |
| MONROE TOTALS | 2 | | 2 | | 2 | 5 | 2 | | 3 | 5 | 8 | 3 | 4 | 36 |

MONTGOMERY

| | | | | | | | | | | | | | | |
|----------------------------------|----------|----------|----------|----------|----------|----------|----------|----------|----------|-----------|----------|----------|----------|-----------|
| 4901 CADDO HILLS SCHOOL DISTRICT | 1 | 1 | | 1 | 2 | 2 | 1 | 3 | 3 | 6 | 2 | 3 | 3 | 28 |
| 4902 MOUNT IDA SCHOOL DISTRICT | 2 | 2 | 3 | 3 | 3 | 1 | 7 | 3 | 3 | 4 | 5 | 4 | 2 | 42 |
| MONTGOMERY TOTALS | 3 | 3 | 3 | 4 | 5 | 3 | 8 | 6 | 6 | 10 | 7 | 7 | 5 | 70 |

NEVADA

| | | | | | | | | | | | | | | |
|-------------------------------|----------|----------|----------|----------|----------|----------|----------|----------|----------|----------|----------|----------|----------|-----------|
| 5006 PRESCOTT SCHOOL DISTRICT | 1 | | 1 | 1 | | 1 | | 1 | 1 | | | 2 | 3 | 11 |
| 5008 NEVADA SCHOOL DISTRICT | | 2 | 3 | 1 | 1 | 4 | 2 | 3 | 2 | 3 | 6 | 3 | 3 | 33 |
| NEVADA TOTALS | 1 | 2 | 4 | 2 | 1 | 5 | 2 | 4 | 3 | 3 | 6 | 5 | 6 | 44 |

NEWTON

| | | | | | | | | | | | | | | |
|-------------------------------------|----------|-----------|----------|----------|----------|-----------|----------|----------|----------|----------|----------|----------|----------|-----------|
| 5102 JASPER SCHOOL DISTRICT | 6 | 8 | 4 | 6 | 8 | 9 | 8 | 8 | 7 | 4 | 3 | 4 | 5 | 80 |
| 5106 DEER/MT. JUDEA SCHOOL DISTRICT | 2 | 3 | 1 | 1 | | 2 | 1 | 1 | 2 | | 2 | | | 15 |
| NEWTON TOTALS | 8 | 11 | 5 | 7 | 8 | 11 | 9 | 9 | 9 | 4 | 5 | 4 | 5 | 95 |

OUACHITA

| | | | | | | | | | | | | | | |
|---|----------|----------|----------|----------|----------|----------|-----------|----------|----------|----------|----------|----------|----------|-----------|
| 5204 CAMDEN FAIRVIEW SCHOOL DISTRICT | 4 | | 3 | 6 | 6 | 3 | 9 | 2 | 5 | 7 | 3 | 3 | 1 | 52 |
| 5205 HARMONY GROVE SCHOOL DISTRICT (OUACHITA) | 3 | 4 | 3 | 1 | 1 | | 2 | 3 | | 1 | | | | 18 |
| 5206 STEPHENS SCHOOL DISTRICT | | 1 | | | | | | | | | | 2 | | 3 |
| OUACHITA TOTALS | 7 | 5 | 6 | 7 | 7 | 3 | 11 | 5 | 5 | 8 | 3 | 5 | 1 | 73 |

Home School Student Count for 2013-2014 School Year

By County, District and Grade

PERRY

| | | | | | | | | | | | | | | |
|---------------------------------|---|---|---|---|---|---|---|---|---|----|----|----|----|----|
| 5301 EAST END SCHOOL DISTRICT | 3 | 2 | 2 | 1 | 3 | 4 | 3 | 7 | 2 | 9 | 4 | 8 | 4 | 52 |
| 5303 PERRYVILLE SCHOOL DISTRICT | 3 | 4 | 1 | | | 2 | 2 | 2 | 3 | 3 | 7 | 10 | 6 | 43 |
| PERRY TOTALS | 6 | 6 | 3 | 1 | 3 | 6 | 5 | 9 | 5 | 12 | 11 | 18 | 10 | 95 |

PHILLIPS

| | | | | | | | | | | | | | | |
|-------------------------------------|---|---|---|---|--|---|---|---|---|---|---|---|--|----|
| 5401 BARTON-LEXA SCHOOL DISTRICT | 1 | | | | | 1 | | | 2 | 2 | 2 | 3 | | 11 |
| 5403 HELENA/ W.HELENA SCHOOL DIST. | 2 | 1 | 3 | | | 1 | 3 | 2 | 2 | 2 | 1 | 4 | | 21 |
| 5404 MARVELL-ELAINE SCHOOL DISTRICT | | | | 1 | | | 1 | 1 | | | | | | 3 |
| PHILLIPS TOTALS | 3 | 1 | 3 | 1 | | 2 | 4 | 3 | 4 | 4 | 3 | 7 | | 35 |

PIKE

| | | | | | | | | | | | | | | |
|--|---|---|---|---|---|---|----|---|---|----|----|---|---|----|
| 5502 CENTERPOINT SCHOOL DISTRICT | | 2 | 4 | 2 | 3 | 3 | 5 | 3 | 4 | 4 | 10 | 2 | 4 | 46 |
| 5503 KIRBY SCHOOL DISTRICT | 1 | 1 | 2 | 2 | 2 | 1 | 2 | 2 | 2 | 4 | | 1 | 2 | 22 |
| 5504 SOUTH PIKE COUNTY SCHOOL DISTRICT | 2 | 2 | 2 | 1 | 1 | 1 | 4 | 3 | 1 | 2 | 5 | 1 | 3 | 28 |
| PIKE TOTALS | 3 | 5 | 8 | 5 | 6 | 5 | 11 | 8 | 7 | 10 | 15 | 4 | 9 | 96 |

POINSETT

| | | | | | | | | | | | | | | |
|-------------------------------------|---|---|---|---|---|---|----|---|---|---|----|----|----|-----|
| 5602 HARRISBURG SCHOOL DISTRICT | 3 | 1 | 1 | 2 | 2 | 3 | 4 | 2 | 3 | 1 | 13 | 6 | 4 | 45 |
| 5604 MARKED TREE SCHOOL DISTRICT | 1 | | | | | 1 | | | | 2 | | 1 | 1 | 6 |
| 5605 TRUMANN SCHOOL DISTRICT | 2 | 1 | | 2 | 7 | 2 | 5 | 4 | 2 | 6 | 16 | 11 | 7 | 65 |
| 5608 EAST POINSETT CO. SCHOOL DIST. | | 1 | | | | | 1 | | 1 | | 2 | 1 | 2 | 8 |
| POINSETT TOTALS | 6 | 3 | 1 | 4 | 9 | 6 | 10 | 6 | 6 | 9 | 31 | 19 | 14 | 124 |

POLK

| | | | | | | | | | | | | | | |
|-------------------------------------|----|----|----|---|----|----|----|----|----|----|----|----|----|-----|
| 5703 MENA SCHOOL DISTRICT | 10 | 8 | 12 | 5 | 13 | 15 | 8 | 9 | 13 | 14 | 13 | 19 | 12 | 151 |
| 5706 OUACHITA RIVER SCHOOL DISTRICT | 4 | 2 | 1 | 3 | | 3 | 2 | 5 | 2 | 5 | 8 | 6 | 2 | 43 |
| 5707 COSSATOT RIVER SCHOOL DISTRICT | 3 | 3 | 2 | 1 | 5 | 5 | 3 | 5 | 1 | 5 | 7 | 5 | 6 | 51 |
| POLK TOTALS | 17 | 13 | 15 | 9 | 18 | 23 | 13 | 19 | 16 | 24 | 28 | 30 | 20 | 245 |

Home School Student Count for 2013-2014 School Year

By County, District and Grade

POPE

| | | | | | | | | | | | | | | |
|-----------------------------------|-----------|-----------|-----------|-----------|-----------|-----------|-----------|-----------|-----------|-----------|-----------|-----------|-----------|------------|
| 5801 ATKINS SCHOOL DISTRICT | 4 | 1 | 2 | | 3 | | | 1 | 3 | 7 | 6 | 6 | 3 | 36 |
| 5802 DOVER SCHOOL DISTRICT | 3 | 5 | 2 | 9 | 7 | | 4 | 2 | 5 | 7 | 4 | 11 | 2 | 61 |
| 5803 HECTOR SCHOOL DISTRICT | 3 | 3 | 2 | 2 | 4 | 2 | 3 | 2 | 2 | 2 | 3 | 4 | 1 | 33 |
| 5804 POTTSVILLE SCHOOL DISTRICT | 3 | 2 | 3 | 3 | 2 | 2 | 1 | 2 | 1 | 4 | 2 | 4 | 2 | 31 |
| 5805 RUSSELLVILLE SCHOOL DISTRICT | 17 | 16 | 10 | 12 | 18 | 9 | 6 | 17 | 12 | 10 | 18 | 12 | 8 | 165 |
| POPE TOTALS | 30 | 27 | 19 | 26 | 34 | 13 | 14 | 24 | 23 | 30 | 33 | 37 | 16 | 326 |

PRAIRIE

| | | | | | | | | | | | | | | |
|------------------------------|----------|----------|----------|----------|----------|----------|----------|----------|----------|----------|----------|----------|----------|-----------|
| 5901 DES ARC SCHOOL DISTRICT | | 2 | 3 | 3 | 1 | 4 | 4 | 2 | | 1 | 5 | 1 | | 26 |
| 5903 HAZEN SCHOOL DISTRICT | 1 | 2 | 2 | 3 | 2 | 2 | 2 | | 1 | 2 | 3 | 2 | 2 | 24 |
| PRAIRIE TOTALS | 1 | 4 | 5 | 6 | 3 | 6 | 6 | 2 | 1 | 3 | 8 | 3 | 2 | 50 |

PULASKI

| | | | | | | | | | | | | | | |
|---|------------|------------|------------|------------|------------|------------|------------|------------|------------|------------|------------|------------|------------|-------------|
| 6001 LITTLE ROCK SCHOOL DISTRICT | 39 | 34 | 41 | 39 | 45 | 28 | 47 | 38 | 58 | 60 | 57 | 47 | 33 | 566 |
| 6002 N. LITTLE ROCK SCHOOL DISTRICT | 14 | 9 | 12 | 11 | 11 | 10 | 12 | 13 | 13 | 10 | 25 | 17 | 11 | 168 |
| 6003 PULASKI COUNTY SPECIAL SCHOOL DISTRICT | 84 | 71 | 97 | 73 | 82 | 68 | 78 | 109 | 93 | 118 | 144 | 98 | 75 | 1190 |
| PULASKI TOTALS | 137 | 114 | 150 | 123 | 138 | 106 | 137 | 160 | 164 | 188 | 226 | 162 | 119 | 1924 |

RANDOLPH

| | | | | | | | | | | | | | | |
|---------------------------------|----------|----------|----------|----------|----------|----------|----------|----------|----------|-----------|-----------|-----------|----------|-----------|
| 6102 MAYNARD SCHOOL DISTRICT | | 2 | 1 | 1 | | 1 | 1 | 2 | 3 | 6 | 4 | 3 | 4 | 28 |
| 6103 POCAHONTAS SCHOOL DISTRICT | 4 | 2 | 3 | 1 | 3 | 1 | 6 | 2 | 3 | 10 | 6 | 14 | 4 | 59 |
| RANDOLPH TOTALS | 4 | 4 | 4 | 2 | 3 | 2 | 7 | 4 | 6 | 16 | 10 | 17 | 8 | 87 |

SALINE

| | | | | | | | | | | | | | | |
|--------------------------------------|-----------|-----------|-----------|-----------|-----------|-----------|-----------|-----------|-----------|-----------|-----------|-----------|-----------|------------|
| 6301 BAUXITE SCHOOL DISTRICT | 2 | | 1 | 2 | 1 | 2 | 1 | 4 | 4 | 3 | 2 | 4 | 2 | 28 |
| 6302 BENTON SCHOOL DISTRICT | 10 | 11 | 9 | 4 | 10 | 4 | 7 | 8 | 2 | 9 | 16 | 19 | 17 | 126 |
| 6303 BRYANT SCHOOL DISTRICT | 18 | 22 | 23 | 19 | 12 | 24 | 17 | 20 | 27 | 22 | 19 | 31 | 22 | 276 |
| 6304 HARMONY GROVE SCH DIST (SALINE) | 2 | 3 | 1 | | 4 | 2 | 1 | 2 | 2 | 4 | 4 | 4 | 3 | 32 |
| SALINE TOTALS | 32 | 36 | 34 | 25 | 27 | 32 | 26 | 34 | 35 | 38 | 41 | 58 | 44 | 462 |

Home School Student Count for 2013-2014 School Year

By County, District and Grade

SCOTT

| | | | | | | | | | | | | | | |
|------------------------------|---|---|---|---|---|---|---|---|---|---|---|---|---|----|
| 6401 WALDRON SCHOOL DISTRICT | 2 | 6 | 1 | 3 | 5 | 4 | 2 | 3 | 4 | 4 | 6 | 9 | 4 | 53 |
| SCOTT TOTALS | 2 | 6 | 1 | 3 | 5 | 4 | 2 | 3 | 4 | 4 | 6 | 9 | 4 | 53 |

SEARCY

| | | | | | | | | | | | | | | |
|-------------------------------------|----|---|----|---|----|----|---|----|---|----|----|----|---|-----|
| 6502 SEARCY COUNTY SCHOOL DISTRICT | 10 | 6 | 11 | 3 | 11 | 7 | 6 | 8 | 7 | 7 | 10 | 13 | 1 | 100 |
| 6505 OZARK MOUNTAIN SCHOOL DISTRICT | 3 | 3 | 4 | | 3 | 3 | 3 | 8 | 2 | 4 | 6 | 5 | 2 | 46 |
| SEARCY TOTALS | 13 | 9 | 15 | 3 | 14 | 10 | 9 | 16 | 9 | 11 | 16 | 18 | 3 | 146 |

SEBASTIAN

| | | | | | | | | | | | | | | |
|---------------------------------|----|----|----|----|----|----|----|----|----|----|----|----|----|-----|
| 6601 FORT SMITH SCHOOL DISTRICT | 31 | 35 | 37 | 31 | 26 | 33 | 29 | 27 | 41 | 19 | 42 | 31 | 28 | 410 |
| 6602 GREENWOOD SCHOOL DISTRICT | 14 | 6 | 6 | 6 | 10 | 10 | 9 | 7 | 9 | 9 | 12 | 8 | 10 | 116 |
| 6603 HACKETT SCHOOL DISTRICT | | | | 2 | | 2 | 1 | | 1 | 1 | 1 | | | 8 |
| 6604 HARTFORD SCHOOL DISTRICT | 1 | 2 | 1 | 1 | 1 | 3 | 1 | | 1 | 2 | 3 | 1 | 1 | 18 |
| 6605 LAVACA SCHOOL DISTRICT | | 3 | 3 | 2 | 3 | 3 | 5 | 2 | 2 | 7 | 4 | 2 | 2 | 38 |
| 6606 MANSFIELD SCHOOL DISTRICT | 2 | 1 | 1 | 1 | 2 | 3 | 4 | | 1 | 5 | 1 | 2 | 3 | 26 |
| SEBASTIAN TOTALS | 48 | 47 | 48 | 43 | 42 | 54 | 49 | 36 | 55 | 43 | 63 | 44 | 44 | 616 |

SEVIER

| | | | | | | | | | | | | | | |
|------------------------------|--|---|--|---|---|---|---|---|---|---|---|---|---|----|
| 6701 DEQUEEN SCHOOL DISTRICT | | 1 | | 3 | 1 | 1 | 3 | 1 | 3 | 5 | 5 | 7 | | 30 |
| 6703 HORATIO SCHOOL DISTRICT | | | | | | 1 | | | 2 | 4 | 3 | 2 | 1 | 13 |
| SEVIER TOTALS | | 1 | | 3 | 1 | 2 | 3 | 1 | 5 | 9 | 8 | 9 | 1 | 43 |

SHARP

| | | | | | | | | | | | | | | |
|--------------------------------|---|----|---|----|---|---|----|----|---|---|----|----|---|-----|
| 6802 CAVE CITY SCHOOL DISTRICT | 2 | 4 | 2 | 4 | 1 | 5 | 6 | 7 | 8 | 6 | 5 | 3 | 3 | 56 |
| 6804 HIGHLAND SCHOOL DISTRICT | 3 | 7 | 4 | 6 | 3 | 1 | 6 | 4 | 1 | 3 | 8 | 10 | 4 | 60 |
| SHARP TOTALS | 5 | 11 | 6 | 10 | 4 | 6 | 12 | 11 | 9 | 9 | 13 | 13 | 7 | 116 |

ST FRANCIS

| | | | | | | | | | | | | | | |
|-----------------------------------|---|---|---|---|---|---|---|----|---|---|----|---|---|----|
| 6201 FORREST CITY SCHOOL DISTRICT | 4 | 4 | 1 | 4 | 2 | 4 | 5 | 11 | 8 | 4 | 10 | 2 | 4 | 63 |
| 6202 HUGHES SCHOOL DISTRICT | 2 | 1 | | | 1 | | | 2 | 2 | 1 | 1 | 2 | | 12 |

Home School Student Count for 2013-2014 School Year

By County, District and Grade

| | | | | | | | | | | | | | | |
|------------------------------------|---|---|---|---|---|---|---|----|----|---|----|---|---|----|
| 6205 PALESTINE-WHEATLEY SCH. DIST. | 1 | | | 1 | 1 | | 1 | 1 | 2 | 1 | 2 | | | 10 |
| ST FRANCIS TOTALS | 7 | 5 | 1 | 5 | 4 | 4 | 6 | 14 | 12 | 6 | 13 | 4 | 4 | 85 |

STONE

| | | | | | | | | | | | | | | |
|------------------------------------|----|----|---|---|----|---|----|----|----|----|----|----|---|-----|
| 6901 MOUNTAIN VIEW SCHOOL DISTRICT | 11 | 11 | 7 | 5 | 13 | 8 | 16 | 12 | 17 | 15 | 26 | 13 | 9 | 163 |
| STONE TOTALS | 11 | 11 | 7 | 5 | 13 | 8 | 16 | 12 | 17 | 15 | 26 | 13 | 9 | 163 |

UNION

| | | | | | | | | | | | | | | |
|------------------------------------|----|---|----|---|----|----|----|----|----|----|----|---|----|-----|
| 7001 EL DORADO SCHOOL DISTRICT | 10 | 6 | 4 | 3 | 5 | 4 | 8 | 6 | 3 | 7 | 8 | 3 | 6 | 73 |
| 7003 JUNCTION CITY SCHOOL DISTRICT | | | 1 | 1 | 4 | 2 | 1 | 1 | | | 2 | 2 | 1 | 15 |
| 7006 NORPHLET SCHOOL DISTRICT | 1 | 1 | 1 | | | | | 1 | | | 2 | | | 6 |
| 7007 PARKERS CHAPEL SCHOOL DIST. | | | 1 | | | | 1 | | 1 | 1 | 1 | | 2 | 7 |
| 7008 SMACKOVER SCHOOL DISTRICT | 1 | 2 | 5 | 1 | 2 | 3 | 3 | 3 | 3 | 2 | 2 | | 1 | 28 |
| 7009 STRONG-HUTTIG SCHOOL DISTRICT | 1 | | 1 | | | 1 | | 3 | 3 | 4 | 1 | | | 14 |
| UNION TOTALS | 13 | 9 | 13 | 5 | 11 | 10 | 13 | 14 | 10 | 14 | 16 | 5 | 10 | 143 |

VAN BUREN

| | | | | | | | | | | | | | | |
|-------------------------------------|----|---|----|----|---|----|---|---|----|---|----|----|---|-----|
| 7102 CLINTON SCHOOL DISTRICT | 4 | 3 | 11 | 9 | 3 | 7 | 4 | 2 | 4 | 6 | 2 | 12 | 5 | 72 |
| 7104 SHIRLEY SCHOOL DISTRICT | 4 | 4 | 2 | 2 | | 1 | 3 | 5 | 7 | 2 | 10 | 2 | 1 | 43 |
| 7105 SOUTH SIDE SCH DIST (VANBUREN) | 3 | | 4 | 1 | 3 | 2 | 1 | | 1 | | 2 | 3 | 3 | 23 |
| VAN BUREN TOTALS | 11 | 7 | 17 | 12 | 6 | 10 | 8 | 7 | 12 | 8 | 14 | 17 | 9 | 138 |

WASHINGTON

| | | | | | | | | | | | | | | |
|------------------------------------|----|----|----|----|----|----|----|----|----|----|----|----|----|-----|
| 7201 ELKINS SCHOOL DISTRICT | | 4 | | 5 | 2 | | 6 | 3 | 5 | 4 | 5 | 5 | 4 | 43 |
| 7202 FARMINGTON SCHOOL DISTRICT | 5 | 5 | 8 | 6 | 6 | 8 | 9 | 6 | 10 | 8 | 10 | 7 | 4 | 92 |
| 7203 FAYETTEVILLE SCHOOL DISTRICT | 30 | 27 | 28 | 21 | 23 | 19 | 22 | 22 | 24 | 18 | 22 | 34 | 15 | 305 |
| 7204 GREENLAND SCHOOL DISTRICT | 3 | 5 | 3 | 7 | 6 | 8 | 6 | 4 | 8 | 4 | 5 | 4 | 7 | 70 |
| 7205 LINCOLN SCHOOL DISTRICT | 1 | 6 | 6 | 3 | 3 | 5 | 4 | 5 | 6 | 5 | 4 | 2 | 2 | 52 |
| 7206 PRAIRIE GROVE SCHOOL DISTRICT | 4 | 4 | 6 | 8 | 5 | 12 | 6 | 6 | 6 | 5 | 5 | 1 | 4 | 72 |

Home School Student Count for 2013-2014 School Year

By County, District and Grade

| | | | | | | | | | | | | | | |
|---------------------------------|-----|----|----|----|----|----|----|----|----|----|-----|----|----|------|
| 7207 SPRINGDALE SCHOOL DISTRICT | 55 | 30 | 40 | 31 | 38 | 43 | 32 | 46 | 35 | 33 | 53 | 35 | 28 | 499 |
| 7208 WEST FORK SCHOOL DISTRICT | 5 | 6 | 6 | 7 | 6 | 3 | 5 | 3 | 3 | 10 | 8 | 5 | 3 | 70 |
| WASHINGTON TOTALS | 103 | 87 | 97 | 88 | 89 | 98 | 90 | 95 | 97 | 87 | 112 | 93 | 67 | 1203 |

WHITE

| | | | | | | | | | | | | | | |
|-------------------------------------|----|----|----|----|----|----|----|----|----|----|-----|----|----|-----|
| 7301 BALD KNOB SCHOOL DISTRICT | 5 | 1 | 6 | 3 | 6 | 7 | 5 | 8 | 3 | 5 | 8 | 7 | 4 | 68 |
| 7302 BEEBE SCHOOL DISTRICT | 14 | 12 | 11 | 6 | 10 | 15 | 12 | 13 | 14 | 13 | 24 | 19 | 12 | 175 |
| 7303 BRADFORD SCHOOL DISTRICT | 1 | 3 | 2 | 2 | 4 | 2 | | 2 | 1 | | 3 | | 9 | 29 |
| 7304 WHITE CO. CENTRAL SCHOOL DIST. | 1 | 5 | 3 | | 3 | 1 | 3 | 2 | 8 | 1 | 7 | 8 | 2 | 44 |
| 7307 RIVERVIEW SCHOOL DISTRICT | 7 | 5 | 5 | 4 | 3 | 2 | 1 | 2 | | 6 | 15 | 10 | 7 | 67 |
| 7309 PANGBURN SCHOOL DISTRICT | 1 | 4 | 2 | 4 | 4 | 2 | 5 | 4 | 2 | 4 | 4 | 5 | 2 | 43 |
| 7310 ROSE BUD SCHOOL DISTRICT | 3 | 6 | 4 | 6 | 4 | 5 | 3 | 6 | 5 | | 8 | 4 | 6 | 60 |
| 7311 SEARCY SCHOOL DISTRICT | 17 | 24 | 26 | 12 | 20 | 19 | 11 | 23 | 24 | 17 | 41 | 25 | 22 | 281 |
| WHITE TOTALS | 49 | 60 | 59 | 37 | 54 | 53 | 40 | 60 | 57 | 46 | 110 | 78 | 64 | 767 |

WOODRUFF

| | | | | | | | | | | | | | | |
|------------------------------|---|---|---|---|---|---|---|---|---|---|---|---|---|----|
| 7401 AUGUSTA SCHOOL DISTRICT | | | | | | | | | 4 | 1 | 3 | 4 | 1 | 13 |
| 7403 MCCRORY SCHOOL DISTRICT | 1 | 4 | 3 | 2 | 2 | 3 | 2 | 3 | 4 | 4 | 6 | 2 | | 36 |
| WOODRUFF TOTALS | 1 | 4 | 3 | 2 | 2 | 3 | 2 | 3 | 8 | 5 | 9 | 6 | 1 | 49 |

YELL

| | | | | | | | | | | | | | | |
|------------------------------------|---|---|---|---|---|---|---|---|---|---|----|----|---|----|
| 7503 DANVILLE SCHOOL DISTRICT | | | 1 | | | 1 | | 1 | 1 | 1 | 7 | 2 | 2 | 16 |
| 7504 DARDANELLE SCHOOL DISTRICT | 2 | 1 | 3 | 2 | 3 | 5 | 2 | 6 | 3 | 3 | 7 | 7 | 4 | 48 |
| 7509 WESTERN YELL CO. SCHOOL DIST. | | | | 1 | | | | | | | | | | 1 |
| 7510 TWO RIVERS SCHOOL DISTRICT | 2 | 2 | 1 | | 1 | 2 | | | 1 | 1 | 2 | 4 | 2 | 18 |
| YELL TOTALS | 4 | 3 | 5 | 3 | 4 | 8 | 2 | 7 | 5 | 5 | 16 | 13 | 8 | 83 |

Arkansas Home School Percentage by State

School Year 2013-2014

| <i>LEA</i> | <i>Name</i> | <i>Non-Home Schooled Count</i> | <i>Home Schooled Count</i> | <i>Home Schooled Percentage</i> |
|-------------------|--------------------|---|---------------------------------------|--|
| | ARKANSAS | 474995 | 17299 | 3.5140 |

Arkansas Home School Percentage by County

School Year 2013-2014

| <i>LEA</i> | <i>Name</i> | <i>Non-Home Schooled Count</i> | <i>Home Schooled Count</i> | <i>Home Schooled Percentage</i> |
|------------|--------------|------------------------------------|--------------------------------|-------------------------------------|
| 01 | ARKANSAS | 2968 | 80 | 2.6247 |
| 02 | ASHLEY | 3702 | 76 | 2.0116 |
| 03 | BAXTER | 5113 | 317 | 5.8379 |
| 04 | BENTON | 40673 | 2064 | 4.8295 |
| 05 | BOONE | 6101 | 360 | 5.5719 |
| 06 | BRADLEY | 2031 | 35 | 1.6941 |
| 07 | CALHOUN | 514 | 14 | 2.6515 |
| 08 | CARROLL | 3882 | 239 | 5.7996 |
| 09 | CHICOT | 1524 | 27 | 1.7408 |
| 10 | CLARK | 2735 | 102 | 3.5953 |
| 11 | CLAY | 2434 | 76 | 3.0279 |
| 12 | CLEBURNE | 3353 | 209 | 5.8675 |
| 13 | CLEVELAND | 1422 | 65 | 4.3712 |
| 14 | COLUMBIA | 3716 | 91 | 2.3903 |
| 15 | CONWAY | 3081 | 86 | 2.7155 |
| 16 | CRAIGHEAD | 17369 | 595 | 3.3122 |
| 17 | CRAWFORD | 11050 | 425 | 3.7037 |
| 18 | CRITTENDEN | 10326 | 136 | 1.2999 |
| 19 | CROSS | 3397 | 73 | 2.1037 |
| 20 | DALLAS | 846 | 17 | 1.9699 |
| 21 | DESHA | 2603 | 25 | 0.9513 |
| 22 | DREW | 2994 | 86 | 2.7922 |
| 23 | FAULKNER | 18298 | 925 | 4.8119 |
| 24 | FRANKLIN | 3157 | 140 | 4.2463 |
| 25 | FULTON | 1663 | 94 | 5.3500 |
| 26 | GARLAND | 14716 | 545 | 3.5712 |
| 27 | GRANT | 4760 | 187 | 3.7801 |
| 28 | GREENE | 7184 | 216 | 2.9189 |
| 29 | HEMPSTEAD | 3573 | 79 | 2.1632 |
| 30 | HOT SPRING | 5274 | 199 | 3.6360 |
| 31 | HOWARD | 2922 | 75 | 2.5025 |
| 32 | INDEPENDENCE | 5949 | 216 | 3.5036 |
| 33 | IZARD | 1770 | 79 | 4.2726 |
| 34 | JACKSON | 2125 | 29 | 1.3463 |
| 35 | JEFFERSON | 11847 | 280 | 2.3089 |
| 36 | JOHNSON | 4486 | 187 | 4.0017 |
| 37 | LAFAYETTE | 689 | 18 | 2.5460 |
| 38 | LAWRENCE | 3039 | 121 | 3.8291 |
| 39 | LEE | 881 | 22 | 2.4363 |
| 40 | LINCOLN | 1592 | 72 | 4.3269 |
| 41 | LITTLE RIVER | 1993 | 43 | 2.1120 |
| 42 | LOGAN | 3347 | 97 | 2.8165 |
| 43 | LONOKE | 13439 | 495 | 3.5525 |
| 44 | MADISON | 2256 | 181 | 7.4272 |
| 45 | MARION | 1565 | 135 | 7.9412 |

Arkansas Home School Percentage by County
School Year 2013-2014

| <i>LEA</i> | <i>Name</i> | <i>Non-Home Schooled Count</i> | <i>Home Schooled Count</i> | <i>Home Schooled Percentage</i> |
|------------|-------------|------------------------------------|--------------------------------|-------------------------------------|
| 46 | MILLER | 6350 | 152 | 2.3377 |
| 47 | MISSISSIPPI | 7914 | 147 | 1.8236 |
| 48 | MONROE | 1119 | 36 | 3.1169 |
| 49 | MONTGOMERY | 1104 | 70 | 5.9625 |
| 50 | NEVADA | 1400 | 44 | 3.0471 |
| 51 | NEWTON | 1257 | 95 | 7.0266 |
| 52 | OUACHITA | 4286 | 73 | 1.6747 |
| 53 | PERRY | 1615 | 95 | 5.5556 |
| 54 | PHILLIPS | 4061 | 35 | 0.8545 |
| 55 | PIKE | 2036 | 96 | 4.5028 |
| 56 | POINSETT | 4158 | 124 | 2.8958 |
| 57 | POLK | 3620 | 245 | 6.3389 |
| 58 | POPE | 9715 | 326 | 3.2467 |
| 59 | PRAIRIE | 1176 | 50 | 4.0783 |
| 60 | PULASKI | 56223 | 1924 | 3.3089 |
| 61 | RANDOLPH | 2297 | 87 | 3.6493 |
| 63 | SALINE | 16511 | 462 | 2.7220 |
| 64 | SCOTT | 1493 | 53 | 3.4282 |
| 65 | SEARCY | 1521 | 146 | 8.7582 |
| 66 | SEBASTIAN | 20560 | 616 | 2.9090 |
| 67 | SEVIER | 3273 | 43 | 1.2967 |
| 68 | SHARP | 2874 | 116 | 3.8796 |
| 62 | ST FRANCIS | 3948 | 85 | 2.1076 |
| 69 | STONE | 1685 | 163 | 8.8203 |
| 70 | UNION | 7379 | 143 | 1.9011 |
| 71 | VAN BUREN | 2222 | 138 | 5.8475 |
| 72 | WASHINGTON | 38759 | 1203 | 3.0104 |
| 73 | WHITE | 12855 | 767 | 5.6306 |
| 74 | WOODRUFF | 1062 | 49 | 4.4104 |
| 75 | YELL | 4163 | 83 | 1.9548 |

Arkansas Home School Percentage by District

School Year 2013-2014

| <i>LEA</i> | <i>Name</i> | <i>Non-Home Schooled Count</i> | <i>Home Schooled Count</i> | <i>Home Schooled Percentage</i> |
|------------|----------------------------------|------------------------------------|--------------------------------|-------------------------------------|
| 1701 | ALMA SCHOOL DISTRICT | 3278 | 86 | 2.5565 |
| 0501 | ALPENA SCHOOL DISTRICT | 515 | 42 | 7.5404 |
| 1002 | ARKADELPHIA SCHOOL DISTRICT | 1970 | 89 | 4.3225 |
| 4701 | ARMOREL SCHOOL DISTRICT | 429 | 17 | 3.8117 |
| 4101 | ASHDOWN SCHOOL DISTRICT | 1449 | 27 | 1.8293 |
| 5801 | ATKINS SCHOOL DISTRICT | 1019 | 36 | 3.4123 |
| 7401 | AUGUSTA SCHOOL DISTRICT | 435 | 13 | 2.9018 |
| 7301 | BALD KNOB SCHOOL DISTRICT | 1247 | 68 | 5.1711 |
| 5401 | BARTON-LEXA SCHOOL DISTRICT | 831 | 11 | 1.3064 |
| 3201 | BATESVILLE SCHOOL DISTRICT | 3015 | 82 | 2.6477 |
| 6301 | BAUXITE SCHOOL DISTRICT | 1590 | 28 | 1.7305 |
| 1601 | BAY SCHOOL DISTRICT | 594 | 9 | 1.4925 |
| 5201 | BEARDEN SCHOOL DISTRICT | 561 | 0 | 0.0000 |
| 7302 | BEEBE SCHOOL DISTRICT | 3231 | 175 | 5.1380 |
| 6302 | BENTON SCHOOL DISTRICT | 4922 | 126 | 2.4960 |
| 0401 | BENTONVILLE SCHOOL DISTRICT | 15081 | 806 | 5.0733 |
| 0502 | BERGMAN SCHOOL DISTRICT | 1099 | 48 | 4.1848 |
| 0801 | BERRYVILLE SCHOOL DISTRICT | 1995 | 109 | 5.1806 |
| 3001 | BISMARCK SCHOOL DISTRICT | 992 | 57 | 5.4337 |
| 2901 | BLEVINS SCHOOL DISTRICT | 503 | 15 | 2.8958 |
| 4702 | BLYTHEVILLE SCHOOL DISTRICT | 2535 | 28 | 1.0925 |
| 4201 | BOONEVILLE SCHOOL DISTRICT | 1281 | 43 | 3.2477 |
| 7303 | BRADFORD SCHOOL DISTRICT | 467 | 29 | 5.8468 |
| 4801 | BRINKLEY SCHOOL DISTRICT | 529 | 14 | 2.5783 |
| 1603 | BROOKLAND SCHOOL DISTRICT | 1967 | 107 | 5.1591 |
| 6303 | BRYANT SCHOOL DISTRICT | 8862 | 276 | 3.0204 |
| 1605 | BUFFALO IS. CENTRAL SCH. DIST. | 792 | 11 | 1.3699 |
| 4304 | CABOT SCHOOL DISTRICT | 10172 | 403 | 3.8109 |
| 4901 | CADDO HILLS SCHOOL DISTRICT | 580 | 28 | 4.6053 |
| 3301 | CALICO ROCK SCHOOL DISTRICT | 404 | 17 | 4.0380 |
| 5204 | CAMDEN FAIRVIEW SCHOOL DISTRICT | 2437 | 52 | 2.0892 |
| 4303 | CARLISLE SCHOOL DISTRICT | 709 | 27 | 3.6685 |
| 6802 | CAVE CITY SCHOOL DISTRICT | 1284 | 56 | 4.1791 |
| 3212 | CEDAR RIDGE SCHOOL DISTRICT | 810 | 46 | 5.3738 |
| 1702 | CEDARVILLE SCHOOL DISTRICT | 860 | 36 | 4.0179 |
| 5502 | CENTERPOINT SCHOOL DISTRICT | 980 | 46 | 4.4834 |
| 2402 | CHARLESTON SCHOOL DISTRICT | 868 | 30 | 3.3408 |
| 4802 | CLARENDON SCHOOL DISTRICT | 590 | 22 | 3.5948 |
| 3601 | CLARKSVILLE SCHOOL DISTRICT | 2600 | 88 | 3.2738 |
| 1305 | CLEVELAND COUNTY SCHOOL DISTRICT | 866 | 53 | 5.7671 |
| 7102 | CLINTON SCHOOL DISTRICT | 1319 | 72 | 5.1761 |
| 1201 | CONCORD SCHOOL DISTRICT | 469 | 33 | 6.5737 |
| 2301 | CONWAY SCHOOL DISTRICT | 9733 | 507 | 4.9512 |
| 1101 | CORNING SCHOOL DISTRICT | 969 | 32 | 3.1968 |
| 5707 | COSSATOT RIVER SCHOOL DISTRICT | 1130 | 51 | 4.3184 |

Arkansas Home School Percentage by District

School Year 2013-2014

| <i>LEA</i> | <i>Name</i> | <i>Non-Home Schooled Count</i> | <i>Home Schooled Count</i> | <i>Home Schooled Percentage</i> |
|------------|--|------------------------------------|--------------------------------|-------------------------------------|
| 0302 | COTTER SCHOOL DISTRICT | 676 | 43 | 5.9805 |
| 2403 | COUNTY LINE SCHOOL DISTRICT | 442 | 32 | 6.7511 |
| 1901 | CROSS COUNTY SCHOOL DISTRICT | 666 | 29 | 4.1727 |
| 0201 | CROSSETT SCHOOL DISTRICT | 1781 | 48 | 2.6244 |
| 2601 | CUTTER-MORNING STAR SCHOOL DISTRICT | 616 | 29 | 4.4961 |
| 7503 | DANVILLE SCHOOL DISTRICT | 883 | 16 | 1.7798 |
| 7504 | DARDANELLE SCHOOL DISTRICT | 2051 | 48 | 2.2868 |
| 0402 | DECATUR SCHOOL DISTRICT | 540 | 23 | 4.0853 |
| 5106 | DEER/MT. JUDEA SCHOOL DISTRICT | 359 | 15 | 4.0107 |
| 6701 | DEQUEEN SCHOOL DISTRICT | 2426 | 30 | 1.2215 |
| 0901 | DERMOTT SCHOOL DISTRICT | 426 | 9 | 2.0690 |
| 5901 | DES ARC SCHOOL DISTRICT | 550 | 26 | 4.5139 |
| 0101 | DEWITT SCHOOL DISTRICT | 1264 | 52 | 3.9514 |
| 3102 | DIERKS SCHOOL DISTRICT | 568 | 12 | 2.0690 |
| 3502 | DOLLARWAY SCHOOL DISTRICT | 1296 | 19 | 1.4449 |
| 5802 | DOVER SCHOOL DISTRICT | 1411 | 61 | 4.1440 |
| 2202 | DREW CENTRAL SCHOOL DISTRICT | 890 | 46 | 4.9145 |
| 2104 | DUMAS SCHOOL DISTRICT | 1443 | 7 | 0.4828 |
| 1802 | EARLE SCHOOL DISTRICT | 611 | 3 | 0.4886 |
| 5301 | EAST END SCHOOL DISTRICT | 633 | 52 | 7.5912 |
| 5608 | EAST POINSETT CO. SCHOOL DIST. | 719 | 8 | 1.1004 |
| 7001 | EL DORADO SCHOOL DISTRICT | 4516 | 73 | 1.5908 |
| 7201 | ELKINS SCHOOL DISTRICT | 1098 | 43 | 3.7686 |
| 1408 | EMERSON-TAYLOR-BRADLEY SCHOOL DISTRICT | 970 | 20 | 2.0202 |
| 4302 | ENGLAND SCHOOL DISTRICT | 763 | 14 | 1.8018 |
| 0802 | EUREKA SPRINGS SCHOOL DISTRICT | 643 | 53 | 7.6149 |
| 7202 | FARMINGTON SCHOOL DISTRICT | 2314 | 92 | 3.8238 |
| 7203 | FAYETTEVILLE SCHOOL DISTRICT | 9421 | 305 | 3.1359 |
| 4501 | FLIPPIN SCHOOL DISTRICT | 799 | 39 | 4.6539 |
| 2002 | FORDYCE SCHOOL DISTRICT | 846 | 17 | 1.9699 |
| 4102 | FOREMAN SCHOOL DISTRICT | 544 | 16 | 2.8571 |
| 6201 | FORREST CITY SCHOOL DISTRICT | 2942 | 63 | 2.0965 |
| 6601 | FORT SMITH SCHOOL DISTRICT | 14313 | 410 | 2.7848 |
| 4603 | FOUKE SCHOOL DISTRICT | 1023 | 47 | 4.3925 |
| 2602 | FOUNTAIN LAKE SCHOOL DISTRICT | 1297 | 73 | 5.3285 |
| 4602 | GENOA CENTRAL SCHOOL DISTRICT | 1067 | 19 | 1.7495 |
| 0403 | GENTRY SCHOOL DISTRICT | 1437 | 102 | 6.6277 |
| 3002 | GLEN ROSE SCHOOL DISTRICT | 988 | 40 | 3.8911 |
| 4708 | GOSNELL SCHOOL DISTRICT | 1333 | 23 | 1.6962 |
| 0404 | GRAVETTE SCHOOL DISTRICT | 1851 | 152 | 7.5886 |
| 0803 | GREEN FOREST SCHOOL DISTRICT | 1244 | 77 | 5.8289 |
| 2303 | GREENBRIER SCHOOL DISTRICT | 3329 | 177 | 5.0485 |
| 2807 | GREENE COUNTY TECH SCHOOL DISTRICT | 3532 | 100 | 2.7533 |

Arkansas Home School Percentage by District

School Year 2013-2014

| <i>LEA</i> | <i>Name</i> | <i>Non-Home Schooled Count</i> | <i>Home Schooled Count</i> | <i>Home Schooled Percentage</i> |
|------------|--|------------------------------------|--------------------------------|-------------------------------------|
| 7204 | GREENLAND SCHOOL DISTRICT | 805 | 70 | 8.0000 |
| 6602 | GREENWOOD SCHOOL DISTRICT | 3596 | 116 | 3.1250 |
| 1003 | GURDON SCHOOL DISTRICT | 765 | 13 | 1.6710 |
| 2304 | GUY-PERKINS SCHOOL DISTRICT | 407 | 29 | 6.6514 |
| 6603 | HACKETT SCHOOL DISTRICT | 612 | 8 | 1.2903 |
| 0203 | HAMBURG SCHOOL DISTRICT | 1921 | 28 | 1.4366 |
| 0701 | HAMPTON SCHOOL DISTRICT | 514 | 14 | 2.6515 |
| 6304 | HARMONY GROVE SCH DIST(SALINE) | 1137 | 32 | 2.7374 |
| 5205 | HARMONY GROVE SCHOOL DISTRICT (OUACHITA) | 974 | 18 | 1.8145 |
| 5602 | HARRISBURG SCHOOL DISTRICT | 1264 | 45 | 3.4377 |
| 0503 | HARRISON SCHOOL DISTRICT | 2760 | 171 | 5.8342 |
| 6604 | HARTFORD SCHOOL DISTRICT | 325 | 18 | 5.2478 |
| 5903 | HAZEN SCHOOL DISTRICT | 626 | 24 | 3.6923 |
| 1202 | HEBER SPRINGS SCHOOL DISTRICT | 1799 | 102 | 5.3656 |
| 5803 | HECTOR SCHOOL DISTRICT | 594 | 33 | 5.2632 |
| 5403 | HELENA/ W.HELENA SCHOOL DIST. | 1652 | 21 | 1.2552 |
| 0601 | HERMITAGE SCHOOL DISTRICT | 425 | 16 | 3.6281 |
| 6804 | HIGHLAND SCHOOL DISTRICT | 1590 | 60 | 3.6364 |
| 3809 | HILLCREST SCHOOL DISTRICT | 381 | 32 | 7.7482 |
| 2903 | HOPE SCHOOL DISTRICT | 2489 | 55 | 2.1619 |
| 6703 | HORATIO SCHOOL DISTRICT | 847 | 13 | 1.5116 |
| 2603 | HOT SPRINGS SCHOOL DISTRICT | 3710 | 161 | 4.1591 |
| 3804 | HOXIE SCHOOL DISTRICT | 881 | 15 | 1.6741 |
| 6202 | HUGHES SCHOOL DISTRICT | 354 | 12 | 3.2787 |
| 4401 | HUNTSVILLE SCHOOL DISTRICT | 2256 | 181 | 7.4272 |
| 3306 | IZARD COUNTY CONSOLIDATED SCHOOL DISTRICT | 478 | 22 | 4.4000 |
| 3405 | JACKSON CO. SCHOOL DISTRICT | 841 | 17 | 1.9814 |
| 5102 | JASPER SCHOOL DISTRICT | 898 | 80 | 8.1800 |
| 2604 | JESSIEVILLE SCHOOL DISTRICT | 888 | 25 | 2.7382 |
| 1608 | JONESBORO SCHOOL DISTRICT | 5669 | 237 | 4.0129 |
| 7003 | JUNCTION CITY SCHOOL DISTRICT | 533 | 15 | 2.7372 |
| 5503 | KIRBY SCHOOL DISTRICT | 346 | 22 | 5.9783 |
| 3704 | LAFAYETTE COUNTY SCHOOL DISTRICT | 689 | 18 | 2.5460 |
| 2605 | LAKE HAMILTON SCHOOL DISTRICT | 4402 | 154 | 3.3802 |
| 0903 | LAKESIDE SCHOOL DIST(CHICOT) | 1098 | 18 | 1.6129 |
| 2606 | LAKESIDE SCHOOL DIST(GARLAND) | 3214 | 91 | 2.7534 |
| 3604 | LAMAR SCHOOL DISTRICT | 1249 | 70 | 5.3071 |
| 6605 | LAVACA SCHOOL DISTRICT | 849 | 38 | 4.2841 |
| 3810 | LAWRENCE COUNTY SCHOOL DISTRICT | 1077 | 45 | 4.0107 |
| 0506 | LEAD HILL SCHOOL DISTRICT | 375 | 20 | 5.0633 |
| 3904 | LEE COUNTY SCHOOL DISTRICT | 881 | 22 | 2.4363 |
| 7205 | LINCOLN SCHOOL DISTRICT | 1215 | 52 | 4.1042 |
| 6001 | LITTLE ROCK SCHOOL DISTRICT | 23676 | 566 | 2.3348 |
| 4301 | LONOKE SCHOOL DISTRICT | 1795 | 51 | 2.7627 |

Arkansas Home School Percentage by District

School Year 2013-2014

| <i>LEA</i> | <i>Name</i> | <i>Non-Home Schooled Count</i> | <i>Home Schooled Count</i> | <i>Home Schooled Percentage</i> |
|------------|----------------------------------|------------------------------------|--------------------------------|-------------------------------------|
| 4202 | MAGAZINE SCHOOL DISTRICT | 544 | 26 | 4.5614 |
| 3003 | MAGNET COVE SCHOOL DIST. | 636 | 19 | 2.9008 |
| 1402 | MAGNOLIA SCHOOL DISTRICT | 2746 | 71 | 2.5204 |
| 3004 | MALVERN SCHOOL DISTRICT | 2152 | 75 | 3.3678 |
| 2501 | MAMMOTH SPRING SCHOOL DISTRICT | 454 | 17 | 3.6093 |
| 4712 | MANILA SCHOOL DISTRICT | 1052 | 43 | 3.9269 |
| 6606 | MANSFIELD SCHOOL DISTRICT | 865 | 26 | 2.9181 |
| 1804 | MARION SCHOOL DISTRICT | 4231 | 94 | 2.1734 |
| 5604 | MARKED TREE SCHOOL DISTRICT | 566 | 6 | 1.0490 |
| 2803 | MARMADUKE SCHOOL DISTRICT | 733 | 21 | 2.7851 |
| 5404 | MARVELL-ELAINE SCHOOL DISTRICT | 402 | 3 | 0.7407 |
| 2305 | MAYFLOWER SCHOOL DISTRICT | 1129 | 63 | 5.2852 |
| 6102 | MAYNARD SCHOOL DISTRICT | 460 | 28 | 5.7377 |
| 7403 | MCCRORY SCHOOL DISTRICT | 627 | 36 | 5.4299 |
| 2105 | MCGEHEE SCHOOL DISTRICT | 1160 | 18 | 1.5280 |
| 3302 | MELBOURNE SCHOOL DISTRICT | 888 | 40 | 4.3103 |
| 5703 | MENA SCHOOL DISTRICT | 1816 | 151 | 7.6767 |
| 3211 | MIDLAND SCHOOL DISTRICT | 503 | 39 | 7.1956 |
| 3104 | MINERAL SPRINGS SCHOOL DISTRICT | 409 | 10 | 2.3866 |
| 2203 | MONTICELLO SCHOOL DISTRICT | 2104 | 40 | 1.8657 |
| 4902 | MOUNT IDA SCHOOL DISTRICT | 524 | 42 | 7.4205 |
| 0303 | MOUNTAIN HOME SCHOOL DISTRICT | 3988 | 246 | 5.8101 |
| 2607 | MOUNTAIN PINE SCHOOL DISTRICT | 589 | 12 | 1.9967 |
| 6901 | MOUNTAIN VIEW SCHOOL DISTRICT | 1685 | 163 | 8.8203 |
| 1703 | MOUNTAINBURG SCHOOL DISTRICT | 686 | 41 | 5.6396 |
| 2306 | MT. VERNON/ENOLA SCHOOL DISTRICT | 512 | 40 | 7.2464 |
| 1704 | MULBERRY SCHOOL DISTRICT | 364 | 44 | 10.7843 |
| 6002 | N. LITTLE ROCK SCHOOL DISTRICT | 8553 | 168 | 1.9264 |
| 3105 | NASHVILLE SCHOOL DISTRICT | 1945 | 53 | 2.6527 |
| 1503 | NEMO VISTA SCHOOL DISTRICT | 440 | 11 | 2.4390 |
| 1611 | NETTLETON SCHOOL DISTRICT | 3214 | 79 | 2.3990 |
| 5008 | NEVADA SCHOOL DISTRICT | 362 | 33 | 8.3544 |
| 3403 | NEWPORT SCHOOL DISTRICT | 1284 | 12 | 0.9259 |
| 0304 | NORFORK SCHOOL DISTRICT | 449 | 28 | 5.8700 |
| 7006 | NORPHLET SCHOOL DISTRICT | 389 | 6 | 1.5190 |
| 0504 | OMAHA SCHOOL DISTRICT | 415 | 36 | 7.9823 |
| 4713 | OSCEOLA SCHOOL DISTRICT | 1293 | 8 | 0.6149 |
| 5706 | OUACHITA RIVER SCHOOL DISTRICT | 674 | 43 | 5.9972 |
| 3005 | OUACHITA SCHOOL DISTRICT | 506 | 8 | 1.5564 |
| 6505 | OZARK MOUNTAIN SCHOOL DISTRICT | 648 | 46 | 6.6282 |
| 2404 | OZARK SCHOOL DISTRICT | 1847 | 78 | 4.0519 |
| 6205 | PALESTINE-WHEATLEY SCH. DIST. | 652 | 10 | 1.5106 |
| 7309 | PANGBURN SCHOOL DISTRICT | 791 | 43 | 5.1559 |
| 2808 | PARAGOULD SCHOOL DISTRICT | 2919 | 95 | 3.1520 |
| 4203 | PARIS SCHOOL DISTRICT | 1114 | 21 | 1.8502 |

Arkansas Home School Percentage by District

School Year 2013-2014

| <i>LEA</i> | <i>Name</i> | <i>Non-Home Schooled Count</i> | <i>Home Schooled Count</i> | <i>Home Schooled Percentage</i> |
|------------|---|------------------------------------|--------------------------------|-------------------------------------|
| 7007 | PARKERS CHAPEL SCHOOL DIST. | 726 | 7 | 0.9550 |
| 0407 | PEA RIDGE SCHOOL DISTRICT | 1750 | 78 | 4.2670 |
| 5303 | PERRYVILLE SCHOOL DISTRICT | 982 | 43 | 4.1951 |
| 1104 | PIGGOTT SCHOOL DISTRICT | 897 | 24 | 2.6059 |
| 3505 | PINE BLUFF SCHOOL DISTRICT | 4326 | 24 | 0.5517 |
| 6103 | POCAHONTAS SCHOOL DISTRICT | 1837 | 59 | 3.1118 |
| 5804 | POTTSVILLE SCHOOL DISTRICT | 1627 | 31 | 1.8697 |
| 2703 | POYEN SCHOOL DISTRICT | 550 | 15 | 2.6549 |
| 7206 | PRAIRIE GROVE SCHOOL DISTRICT | 1847 | 72 | 3.7520 |
| 5006 | PRESCOTT SCHOOL DISTRICT | 1038 | 11 | 1.0486 |
| 6003 | PULASKI COUNTY SPECIAL SCHOOL DISTRICT | 17060 | 1190 | 6.5205 |
| 1203 | QUITMAN SCHOOL DISTRICT | 661 | 49 | 6.9014 |
| 1106 | RECTOR SCHOOL DISTRICT | 568 | 20 | 3.4014 |
| 1613 | RIVERSIDE SCHOOL DISTRICT | 809 | 14 | 1.7011 |
| 7307 | RIVERVIEW SCHOOL DISTRICT | 1392 | 67 | 4.5922 |
| 0405 | ROGERS SCHOOL DISTRICT | 14757 | 617 | 4.0133 |
| 7310 | ROSE BUD SCHOOL DISTRICT | 853 | 60 | 6.5717 |
| 5805 | RUSSELLVILLE SCHOOL DISTRICT | 5064 | 165 | 3.1555 |
| 2502 | SALEM SCHOOL DISTRICT | 796 | 51 | 6.0213 |
| 4204 | SCRANTON SCHOOL DISTRICT | 408 | 7 | 1.6867 |
| 6502 | SEARCY COUNTY SCHOOL DISTRICT | 873 | 100 | 10.2775 |
| 7311 | SEARCY SCHOOL DISTRICT | 4213 | 281 | 6.2528 |
| 2705 | SHERIDAN SCHOOL DISTRICT | 4210 | 172 | 3.9251 |
| 7104 | SHIRLEY SCHOOL DISTRICT | 418 | 43 | 9.3275 |
| 0406 | SILOAM SPRINGS SCHOOL DISTRICT | 4066 | 286 | 6.5717 |
| 3806 | SLOAN-HENDRIX SCHOOL DISTRICT | 646 | 29 | 4.2963 |
| 7008 | SMACKOVER SCHOOL DISTRICT | 828 | 28 | 3.2710 |
| 4706 | SO. MISS. COUNTY SCHOOL DIST. | 1272 | 28 | 2.1538 |
| 1507 | SOUTH CONWAY COUNTY SCHOOL DISTRICT | 2231 | 72 | 3.1264 |
| 5504 | SOUTH PIKE COUNTY SCHOOL DISTRICT | 710 | 28 | 3.7940 |
| 7105 | SOUTH SIDE SCH DIST(VANBUREN) | 485 | 23 | 4.5276 |
| 3209 | SOUTHSIDE SCHOOL DISTRICT (INDEPENDENCE) | 1621 | 49 | 2.9341 |
| 2906 | SPRING HILL SCHOOL DISTRICT | 581 | 9 | 1.5254 |
| 7207 | SPRINGDALE SCHOOL DISTRICT | 20542 | 499 | 2.3716 |
| 4003 | STAR CITY SCHOOL DISTRICT | 1592 | 72 | 4.3269 |
| 5206 | STEPHENS SCHOOL DISTRICT | 314 | 3 | 0.9464 |
| 7009 | STRONG-HUTTIG SCHOOL DISTRICT | 387 | 14 | 3.4913 |
| 0104 | STUTTGART SCHOOL DISTRICT | 1704 | 28 | 1.6166 |
| 4605 | TEXARKANA SCHOOL DISTRICT | 4260 | 86 | 1.9788 |
| 5605 | TRUMANN SCHOOL DISTRICT | 1609 | 65 | 3.8829 |
| 7510 | TWO RIVERS SCHOOL DISTRICT | 797 | 18 | 2.2086 |
| 0505 | VALLEY SPRINGS SCHOOL DISTRICT | 937 | 43 | 4.3878 |
| 1612 | VALLEY VIEW SCHOOL DISTRICT | 2631 | 70 | 2.5916 |

Arkansas Home School Percentage by District
School Year 2013-2014

| <i>LEA</i> | <i>Name</i> | <i>Non-Home Schooled Count</i> | <i>Home Schooled Count</i> | <i>Home Schooled Percentage</i> |
|------------|--------------------------------|------------------------------------|--------------------------------|-------------------------------------|
| 1705 | VAN BUREN SCHOOL DISTRICT | 5862 | 218 | 3.5855 |
| 2307 | VILONIA SCHOOL DISTRICT | 3188 | 109 | 3.3060 |
| 2503 | VIOLA SCHOOL DISTRICT | 413 | 26 | 5.9226 |
| 6401 | WALDRON SCHOOL DISTRICT | 1493 | 53 | 3.4282 |
| 0602 | WARREN SCHOOL DISTRICT | 1606 | 19 | 1.1692 |
| 3509 | WATSON CHAPEL SCHOOL DISTRICT | 2892 | 61 | 2.0657 |
| 7208 | WEST FORK SCHOOL DISTRICT | 1197 | 70 | 5.5249 |
| 1803 | WEST MEMPHIS SCHOOL DISTRICT | 5484 | 39 | 0.7061 |
| 1204 | WEST SIDE SCHOOL DIST(CLEBURNE | 424 | 25 | 5.5679 |
| 7509 | WESTERN YELL CO. SCHOOL DIST. | 432 | 1 | 0.2309 |
| 1602 | WESTSIDE CONS. SCH DIST(CRAIGH | 1693 | 68 | 3.8614 |
| 3606 | WESTSIDE SCHOOL DIST(JOHNSON) | 637 | 29 | 4.3544 |
| 7304 | WHITE CO. CENTRAL SCHOOL DIST. | 661 | 44 | 6.2411 |
| 3510 | WHITE HALL SCHOOL DISTRICT | 2958 | 176 | 5.6158 |
| 1505 | WONDERVIEW SCHOOL DISTRICT | 410 | 3 | 0.7264 |
| 1304 | WOODLAWN SCHOOL DISTRICT | 556 | 12 | 2.1127 |
| 1905 | WYNNE SCHOOL DISTRICT | 2731 | 44 | 1.5856 |
| 4502 | YELLVILLE-SUMMIT SCHOOL DIST. | 766 | 96 | 11.1369 |

Arkansas Home School GED Student Count by County

School Year 2013-2014

State Total: 936

| <i>County</i> | <i>Number of Students</i> | <i>County</i> | <i>Number of Students</i> |
|---------------|---------------------------|---------------|---------------------------|
| ARKANSAS | 8 | LITTLE RIVER | 1 |
| ASHLEY | 20 | LOGAN | 3 |
| BAXTER | 29 | LONOKE | 41 |
| BENTON | 74 | MADISON | 14 |
| BOONE | 23 | MARION | 5 |
| BRADLEY | 2 | MILLER | 0 |
| CALHOUN | 1 | MISSISSIPPI | 10 |
| CARROLL | 17 | MONROE | 0 |
| CHICOT | 0 | MONTGOMERY | 9 |
| CLARK | 3 | NEVADA | 1 |
| CLAY | 8 | NEWTON | 2 |
| CLEBURNE | 8 | OUACHITA | 0 |
| CLEVELAND | 2 | PERRY | 11 |
| COLUMBIA | 9 | PHILLIPS | 1 |
| CONWAY | 5 | PIKE | 7 |
| CRAIGHEAD | 28 | POINSETT | 19 |
| CRAWFORD | 20 | POLK | 40 |
| CRITTENDEN | 8 | POPE | 24 |
| CROSS | 4 | PRAIRIE | 2 |
| DALLAS | 0 | PULASKI | 51 |
| DESHA | 1 | RANDOLPH | 13 |
| DREW | 4 | SALINE | 27 |
| FAULKNER | 22 | SCOTT | 2 |
| FRANKLIN | 7 | SEARCY | 6 |
| FULTON | 14 | SEBASTIAN | 15 |
| GARLAND | 53 | SEVIER | 4 |
| GRANT | 7 | SHARP | 11 |
| GREENE | 18 | ST FRANCIS | 1 |
| HEMPSTEAD | 2 | STONE | 15 |
| HOT SPRING | 18 | UNION | 1 |
| HOWARD | 5 | VAN BUREN | 12 |
| INDEPENDENCE | 16 | WASHINGTON | 41 |
| IZARD | 10 | WHITE | 51 |
| JACKSON | 4 | WOODRUFF | 3 |
| JEFFERSON | 7 | YELL | 7 |
| JOHNSON | 14 | | |
| LAFAYETTE | 0 | | |
| LAWRENCE | 10 | | |
| LEE | 0 | | |
| LINCOLN | 5 | | |

Arkansas Home School GED Student Count by District

School Year 2013-2014

State Total: 936

| <i>District</i> | <i>Number of Students</i> |
|----------------------------------|---------------------------|
| ALMA SCHOOL DISTRICT | 3 |
| ALPENA SCHOOL DISTRICT | 6 |
| ARKADELPHIA SCHOOL DISTRICT | 3 |
| ARMOREL SCHOOL DISTRICT | 0 |
| ASHDOWN SCHOOL DISTRICT | 1 |
| ATKINS SCHOOL DISTRICT | 4 |
| AUGUSTA SCHOOL DISTRICT | 1 |
| BALD KNOB SCHOOL DISTRICT | 8 |
| BARTON-LEXA SCHOOL DISTRICT | 1 |
| BATESVILLE SCHOOL DISTRICT | 6 |
| BAUXITE SCHOOL DISTRICT | 1 |
| BAY SCHOOL DISTRICT | 1 |
| BEARDEN SCHOOL DISTRICT | 0 |
| BEEBE SCHOOL DISTRICT | 11 |
| BENTON SCHOOL DISTRICT | 7 |
| BENTONVILLE SCHOOL DISTRICT | 39 |
| BERGMAN SCHOOL DISTRICT | 1 |
| BERRYVILLE SCHOOL DISTRICT | 4 |
| BISMARCK SCHOOL DISTRICT | 4 |
| BLEVINS SCHOOL DISTRICT | 1 |
| BLYTHEVILLE SCHOOL DISTRICT | 1 |
| BOONEVILLE SCHOOL DISTRICT | 2 |
| BRADFORD SCHOOL DISTRICT | 1 |
| BRINKLEY SCHOOL DISTRICT | 0 |
| BROOKLAND SCHOOL DISTRICT | 5 |
| BRYANT SCHOOL DISTRICT | 19 |
| BUFFALO IS. CENTRAL SCH. DIST. | 1 |
| CABOT SCHOOL DISTRICT | 39 |
| CADDO HILLS SCHOOL DISTRICT | 2 |
| CALICO ROCK SCHOOL DISTRICT | 3 |
| CAMDEN FAIRVIEW SCHOOL DISTRICT | 0 |
| CARLISLE SCHOOL DISTRICT | 1 |
| CAVE CITY SCHOOL DISTRICT | 2 |
| CEDAR RIDGE SCHOOL DISTRICT | 5 |
| CEDARVILLE SCHOOL DISTRICT | 4 |
| CENTERPOINT SCHOOL DISTRICT | 6 |
| CHARLESTON SCHOOL DISTRICT | 2 |
| CLARENDON SCHOOL DISTRICT | 0 |
| CLARKSVILLE SCHOOL DISTRICT | 6 |
| CLEVELAND COUNTY SCHOOL DISTRICT | 2 |
| CLINTON SCHOOL DISTRICT | 8 |
| CONCORD SCHOOL DISTRICT | 1 |
| CONWAY SCHOOL DISTRICT | 16 |
| CORNING SCHOOL DISTRICT | 5 |
| COSSATOT RIVER SCHOOL DISTRICT | 7 |
| COTTER SCHOOL DISTRICT | 4 |

Arkansas Home School GED Student Count by District

School Year 2013-2014

State Total: 936

| <i>District</i> | <i>Number of Students</i> |
|--|---------------------------|
| COUNTY LINE SCHOOL DISTRICT | 1 |
| CROSS COUNTY SCHOOL DISTRICT | 1 |
| CROSSETT SCHOOL DISTRICT | 4 |
| CUTTER-MORNING STAR SCHOOL DISTRICT | 1 |
| DANVILLE SCHOOL DISTRICT | 1 |
| DARDANELLE SCHOOL DISTRICT | 4 |
| DECATUR SCHOOL DISTRICT | 1 |
| DEER/MT. JUDEA SCHOOL DISTRICT | 0 |
| DEQUEEN SCHOOL DISTRICT | 3 |
| DERMOTT SCHOOL DISTRICT | 0 |
| DES ARC SCHOOL DISTRICT | 2 |
| DEWITT SCHOOL DISTRICT | 2 |
| DIERKS SCHOOL DISTRICT | 0 |
| DOLLARWAY SCHOOL DISTRICT | 1 |
| DOVER SCHOOL DISTRICT | 8 |
| DREW CENTRAL SCHOOL DISTRICT | 2 |
| DUMAS SCHOOL DISTRICT | 0 |
| EARLE SCHOOL DISTRICT | 0 |
| EAST END SCHOOL DISTRICT | 5 |
| EAST POINSETT CO. SCHOOL DIST. | 1 |
| EL DORADO SCHOOL DISTRICT | 0 |
| ELKINS SCHOOL DISTRICT | 1 |
| EMERSON-TAYLOR-BRADLEY SCHOOL DISTRICT | 0 |
| ENGLAND SCHOOL DISTRICT | 0 |
| EUREKA SPRINGS SCHOOL DISTRICT | 8 |
| FARMINGTON SCHOOL DISTRICT | 8 |
| FAYETTEVILLE SCHOOL DISTRICT | 14 |
| FLIPPIN SCHOOL DISTRICT | 1 |
| FORDYCE SCHOOL DISTRICT | 0 |
| FOREMAN SCHOOL DISTRICT | 0 |
| FORREST CITY SCHOOL DISTRICT | 1 |
| FORT SMITH SCHOOL DISTRICT | 12 |
| FOUKE SCHOOL DISTRICT | 0 |
| FOUNTAIN LAKE SCHOOL DISTRICT | 5 |
| GENOA CENTRAL SCHOOL DISTRICT | 0 |
| GENTRY SCHOOL DISTRICT | 2 |
| GLEN ROSE SCHOOL DISTRICT | 2 |
| GOSNELL SCHOOL DISTRICT | 9 |
| GRAVETTE SCHOOL DISTRICT | 4 |
| GREEN FOREST SCHOOL DISTRICT | 5 |
| GREENBRIER SCHOOL DISTRICT | 2 |
| GREENE COUNTY TECH SCHOOL DISTRICT | 13 |
| GREENLAND SCHOOL DISTRICT | 4 |
| GREENWOOD SCHOOL DISTRICT | 2 |
| GURDON SCHOOL DISTRICT | 0 |
| GUY-PERKINS SCHOOL DISTRICT | 0 |

Arkansas Home School GED Student Count by District

School Year 2013-2014

State Total: 936

| <i>District</i> | <i>Number of Students</i> |
|---|----------------------------------|
| HACKETT SCHOOL DISTRICT | 1 |
| HAMBURG SCHOOL DISTRICT | 16 |
| HAMPTON SCHOOL DISTRICT | 1 |
| HARMONY GROVE SCH DIST(SALINE) | 0 |
| HARMONY GROVE SCHOOL DISTRICT (OUACHITA) | 0 |
| HARRISBURG SCHOOL DISTRICT | 2 |
| HARRISON SCHOOL DISTRICT | 13 |
| HARTFORD SCHOOL DISTRICT | 0 |
| HAZEN SCHOOL DISTRICT | 0 |
| HEBER SPRINGS SCHOOL DISTRICT | 2 |
| HECTOR SCHOOL DISTRICT | 3 |
| HELENA/ W.HELENA SCHOOL DIST. | 0 |
| HERMITAGE SCHOOL DISTRICT | 1 |
| HIGHLAND SCHOOL DISTRICT | 9 |
| HILLCREST SCHOOL DISTRICT | 1 |
| HOPE SCHOOL DISTRICT | 1 |
| HORATIO SCHOOL DISTRICT | 1 |
| HOT SPRINGS SCHOOL DISTRICT | 19 |
| HOXIE SCHOOL DISTRICT | 2 |
| HUGHES SCHOOL DISTRICT | 0 |
| HUNTSVILLE SCHOOL DISTRICT | 14 |
| IZARD COUNTY CONSOLIDATED SCHOOL DISTRICT | 4 |
| JACKSON CO. SCHOOL DISTRICT | 1 |
| JASPER SCHOOL DISTRICT | 2 |
| JESSIEVILLE SCHOOL DISTRICT | 2 |
| JONESBORO SCHOOL DISTRICT | 10 |
| JUNCTION CITY SCHOOL DISTRICT | 0 |
| KIRBY SCHOOL DISTRICT | 0 |
| LAFAYETTE COUNTY SCHOOL DISTRICT | 0 |
| LAKE HAMILTON SCHOOL DISTRICT | 11 |
| LAKESIDE SCHOOL DIST(CHICOT) | 0 |
| LAKESIDE SCHOOL DIST(GARLAND) | 13 |
| LAMAR SCHOOL DISTRICT | 4 |
| LAVACA SCHOOL DISTRICT | 0 |
| LAWRENCE COUNTY SCHOOL DISTRICT | 2 |
| LEAD HILL SCHOOL DISTRICT | 0 |
| LEE COUNTY SCHOOL DISTRICT | 0 |
| LINCOLN SCHOOL DISTRICT | 1 |
| LITTLE ROCK SCHOOL DISTRICT | 12 |
| LITTLE ROCK SD-MAGNET | 0 |
| LONOKE SCHOOL DISTRICT | 1 |
| MAGAZINE SCHOOL DISTRICT | 0 |
| MAGNET COVE SCHOOL DIST. | 4 |
| MAGNOLIA SCHOOL DISTRICT | 9 |
| MALVERN SCHOOL DISTRICT | 6 |
| MAMMOTH SPRING SCHOOL DISTRICT | 2 |

Arkansas Home School GED Student Count by District

School Year 2013-2014

State Total: 936

| <i>District</i> | <i>Number of Students</i> |
|----------------------------------|---------------------------|
| MANILA SCHOOL DISTRICT | 0 |
| MANSFIELD SCHOOL DISTRICT | 0 |
| MARION SCHOOL DISTRICT | 8 |
| MARKED TREE SCHOOL DISTRICT | 0 |
| MARMADUKE SCHOOL DISTRICT | 1 |
| MARVELL-ELAINE SCHOOL DISTRICT | 0 |
| MAYFLOWER SCHOOL DISTRICT | 1 |
| MAYNARD SCHOOL DISTRICT | 4 |
| MCCRORY SCHOOL DISTRICT | 2 |
| MCGEHEE SCHOOL DISTRICT | 1 |
| MELBOURNE SCHOOL DISTRICT | 3 |
| MENA SCHOOL DISTRICT | 25 |
| MIDLAND SCHOOL DISTRICT | 2 |
| MINERAL SPRINGS SCHOOL DISTRICT | 0 |
| MONTICELLO SCHOOL DISTRICT | 2 |
| MOUNT IDA SCHOOL DISTRICT | 7 |
| MOUNTAIN HOME SCHOOL DISTRICT | 25 |
| MOUNTAIN PINE SCHOOL DISTRICT | 2 |
| MOUNTAIN VIEW SCHOOL DISTRICT | 15 |
| MOUNTAINBURG SCHOOL DISTRICT | 0 |
| MT. VERNON/ENOLA SCHOOL DISTRICT | 0 |
| MULBERRY SCHOOL DISTRICT | 1 |
| N. LITTLE ROCK SCHOOL DISTRICT | 1 |
| NASHVILLE SCHOOL DISTRICT | 5 |
| NEMO VISTA SCHOOL DISTRICT | 1 |
| NETTLETON SCHOOL DISTRICT | 5 |
| NEVADA SCHOOL DISTRICT | 0 |
| NEWPORT SCHOOL DISTRICT | 3 |
| NORFORK SCHOOL DISTRICT | 0 |
| NORPHLET SCHOOL DISTRICT | 0 |
| OMAHA SCHOOL DISTRICT | 1 |
| OSCEOLA SCHOOL DISTRICT | 0 |
| OUACHITA RIVER SCHOOL DISTRICT | 8 |
| OUACHITA SCHOOL DISTRICT | 2 |
| OZARK MOUNTAIN SCHOOL DISTRICT | 2 |
| OZARK SCHOOL DISTRICT | 4 |
| PALESTINE-WHEATLEY SCH. DIST. | 0 |
| PANGBURN SCHOOL DISTRICT | 0 |
| PARAGOULD SCHOOL DISTRICT | 4 |
| PARIS SCHOOL DISTRICT | 1 |
| PARKERS CHAPEL SCHOOL DIST. | 1 |
| PEA RIDGE SCHOOL DISTRICT | 3 |
| PERRYVILLE SCHOOL DISTRICT | 6 |
| PIGGOTT SCHOOL DISTRICT | 3 |
| PINE BLUFF SCHOOL DISTRICT | 1 |
| POCAHONTAS SCHOOL DISTRICT | 9 |

Arkansas Home School GED Student Count by District

School Year 2013-2014

State Total: 936

| <i>District</i> | <i>Number of Students</i> |
|--|---------------------------|
| POTTSVILLE SCHOOL DISTRICT | 1 |
| POYEN SCHOOL DISTRICT | 1 |
| PRAIRIE GROVE SCHOOL DISTRICT | 1 |
| PRESCOTT SCHOOL DISTRICT | 1 |
| PULASKI COUNTY SPECIAL SCHOOL DISTRICT | 38 |
| QUITMAN SCHOOL DISTRICT | 5 |
| RECTOR SCHOOL DISTRICT | 0 |
| RIVERSIDE SCHOOL DISTRICT | 1 |
| RIVERVIEW SCHOOL DISTRICT | 3 |
| ROGERS SCHOOL DISTRICT | 23 |
| ROSE BUD SCHOOL DISTRICT | 4 |
| RUSSELLVILLE SCHOOL DISTRICT | 8 |
| SALEM SCHOOL DISTRICT | 6 |
| SCRANTON SCHOOL DISTRICT | 0 |
| SEARCY COUNTY SCHOOL DISTRICT | 4 |
| SEARCY SCHOOL DISTRICT | 21 |
| SHERIDAN SCHOOL DISTRICT | 6 |
| SHIRLEY SCHOOL DISTRICT | 2 |
| SILAM SPRINGS SCHOOL DISTRICT | 2 |
| SLOAN-HENDRIX SCHOOL DISTRICT | 5 |
| SMACKOVER SCHOOL DISTRICT | 0 |
| SO. MISS. COUNTY SCHOOL DIST. | 0 |
| SOUTH CONWAY COUNTY SCHOOL DISTRICT | 4 |
| SOUTH PIKE COUNTY SCHOOL DISTRICT | 1 |
| SOUTH SIDE SCH DIST(VANBUREN) | 2 |
| SOUTHSIDE SCHOOL DISTRICT (INDEPENDENCE) | 3 |
| SPRING HILL SCHOOL DISTRICT | 0 |
| SPRINGDALE SCHOOL DISTRICT | 9 |
| STAR CITY SCHOOL DISTRICT | 5 |
| STEPHENS SCHOOL DISTRICT | 0 |
| STRONG-HUTTIG SCHOOL DISTRICT | 0 |
| STUTTGART SCHOOL DISTRICT | 6 |
| TEXARKANA SCHOOL DISTRICT | 0 |
| TRUMANN SCHOOL DISTRICT | 16 |
| TWO RIVERS SCHOOL DISTRICT | 2 |
| VALLEY SPRINGS SCHOOL DISTRICT | 2 |
| VALLEY VIEW SCHOOL DISTRICT | 3 |
| VAN BUREN SCHOOL DISTRICT | 12 |
| VILONIA SCHOOL DISTRICT | 3 |
| VIOLA SCHOOL DISTRICT | 6 |
| WALDRON SCHOOL DISTRICT | 2 |
| WARREN SCHOOL DISTRICT | 1 |
| WATSON CHAPEL SCHOOL DISTRICT | 2 |
| WEST FORK SCHOOL DISTRICT | 3 |
| WEST MEMPHIS SCHOOL DISTRICT | 0 |
| WEST SIDE SCHOOL DIST(CLEBURNE | 0 |

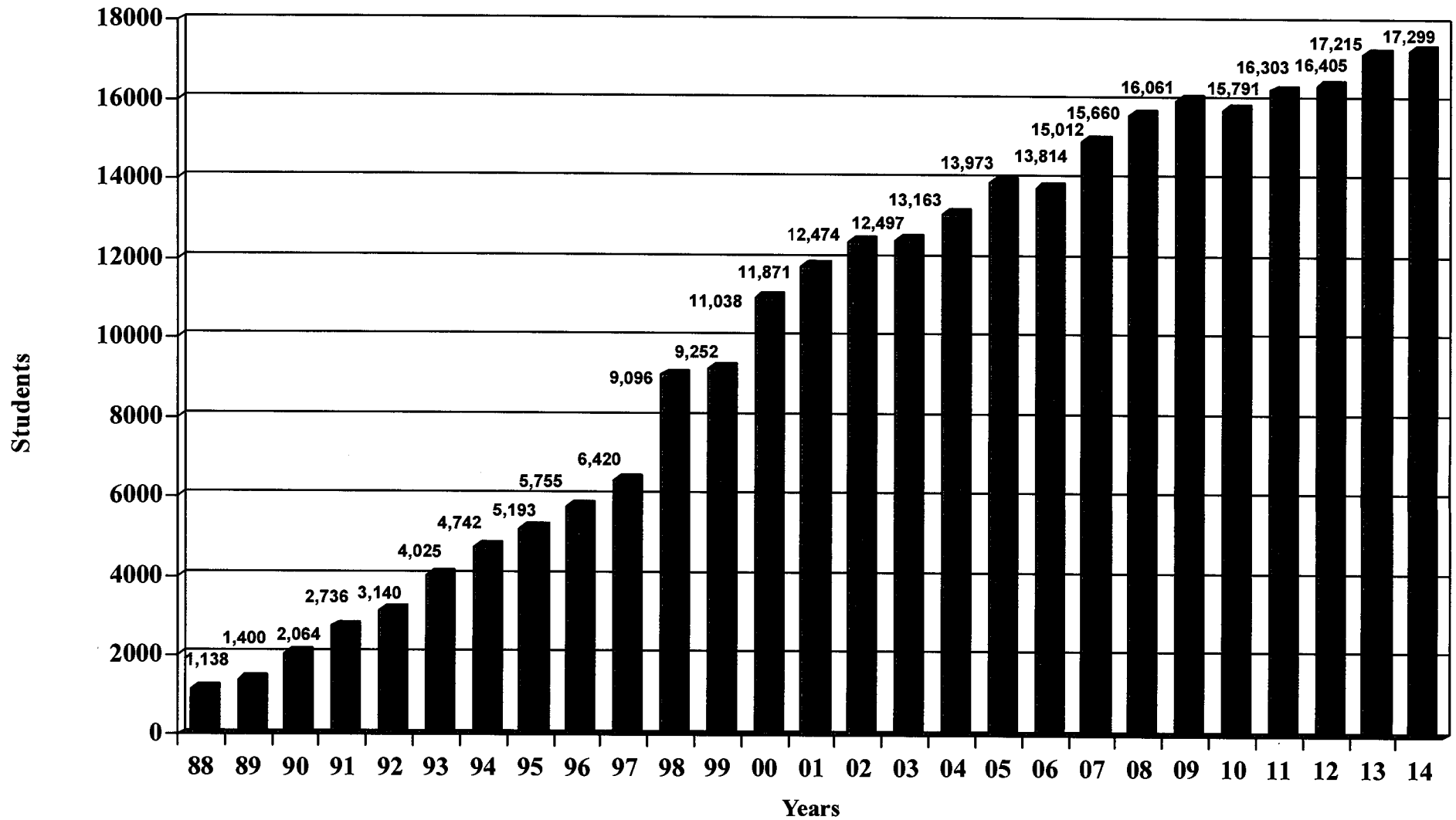
Arkansas Home School GED Student Count by District

School Year 2013-2014

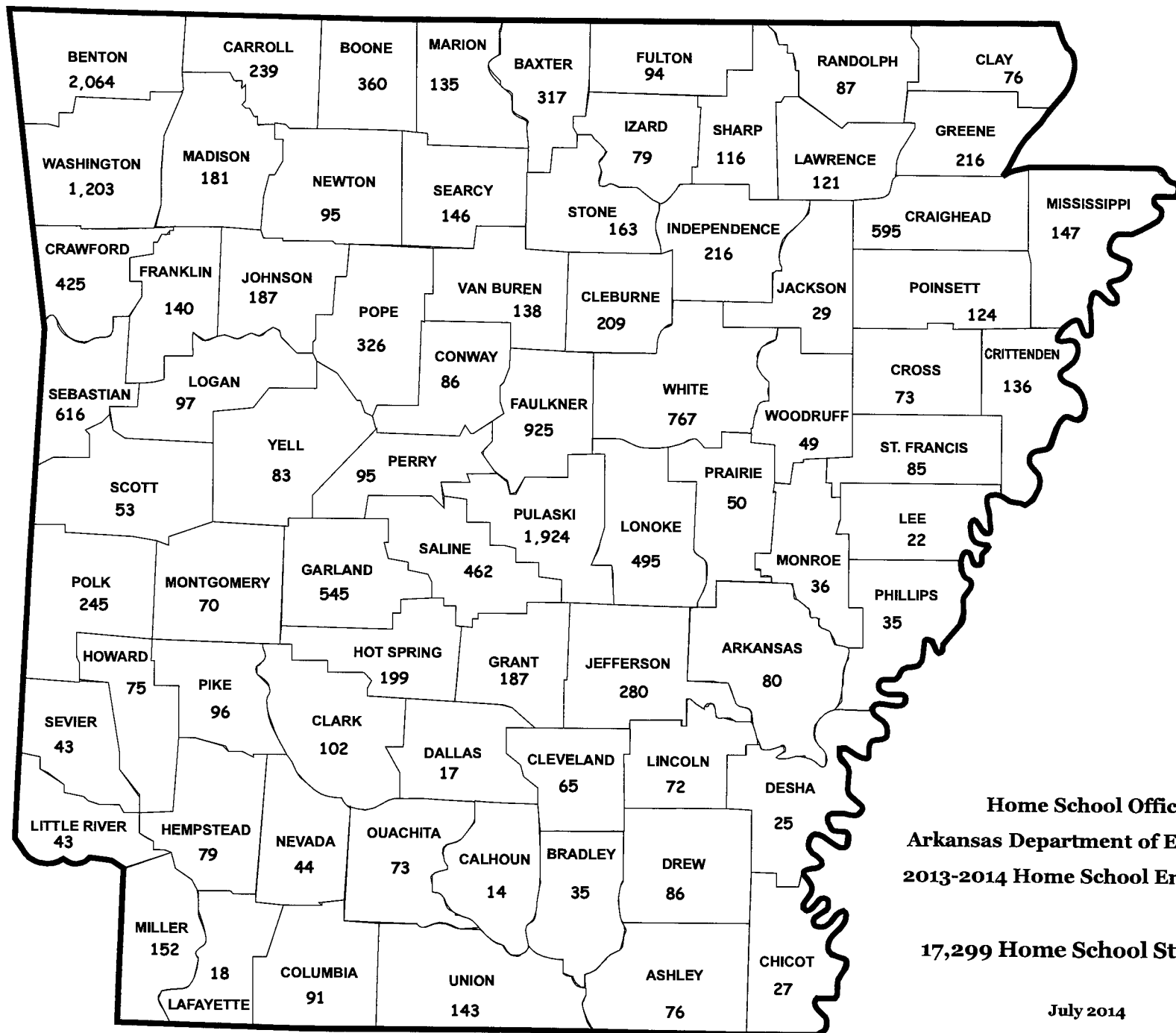
State Total: 936

| <i>District</i> | <i>Number of Students</i> |
|--------------------------------|----------------------------------|
| WESTERN YELL CO. SCHOOL DIST. | 0 |
| WESTSIDE CONS. SCH DIST(CRAIGH | 2 |
| WESTSIDE SCHOOL DIST(JOHNSON) | 4 |
| WHITE CO. CENTRAL SCHOOL DIST. | 3 |
| WHITE HALL SCHOOL DISTRICT | 3 |
| WONDERVIEW SCHOOL DISTRICT | 0 |
| WOODLAWN SCHOOL DISTRICT | 0 |
| WYNNE SCHOOL DISTRICT | 3 |
| YELLVILLE-SUMMIT SCHOOL DIST. | 4 |

**Arkansas Department of Education - Home School Enrollment
1987-1988 Through 2013-2014**



**Final Enrollment 2013-2014
July 2014**



Home School Office
Arkansas Department of Education
2013-2014 Home School Enrollment

17,299 Home School Students

July 2014

Arkansas Home School Testing Office Data

Provided by

Bill Ballard, State Coordinator

Home School Testing Office

Arch Ford Education Service Cooperative

2013-2014

June 18, 2014

Arkansas Home School Testing Office
Arch Ford Education Service Cooperative
101 Bulldog Drive
Plumerville, Arkansas 72127

Report to Arkansas Department of Education 2013-2014 School Year

| | |
|--|-------|
| Total number of students in home school testing database: | 8,102 |
| Total number of students not expected to test: | 220 |
| • Permanently exemption (documented mental or physical) | 137 |
| • Exemption for 2014 (documented mental or physical) | 65 |
| • Excused Absence (weather, illness, family emergency) | 18 |
| Total number expected to test: | 7,882 |
| Total number tested: | 6,842 |
| • State sponsored test sites | 3,968 |
| • Alternate test sites in Arkansas | 1,101 |
| • Other testing agencies | 1,684 |
| • Special needs (one-on-one) | 89 |
| Total number of students with no record of having been tested or excused | 1,040 |
| Percent of students with no record of having been tested or excused. | 13% |



Bill Ballard, State Coordinator

Home School Testing

June 18, 2014

ARKANSAS HOME SCHOOL TESTING OFFICE
Arch Ford Education Service Cooperative
101 Bulldog Drive
Plumerville, Arkansas 72127
June 2014

RE: Report to Arkansas Department of Education 2013-2014 School Year

Total number of students in home school testing database: 8,102

- Grade 3, 1052
- Grade 4, 1121
- Grade 5, 1105
- Grade 6, 1145
- Grade 7, 1169
- Grade 8, 1177
- Grade 9, 1333

Total number not expected to test 220

| | Permanent Exemption | 2014 Exemption | 2014 Excused |
|---------|---------------------|----------------|--------------|
| Grade 3 | 12 | 11 | 4 |
| Grade 4 | 24 | 8 | 2 |
| Grade 5 | 14 | 11 | 2 |
| Grade 6 | 20 | 12 | 3 |
| Grade 7 | 24 | 11 | 2 |
| Grade 8 | 20 | 5 | 4 |
| Grade 9 | 23 | 7 | 1 |
| Total | 137 | 65 | 18 |

Total number expected to test: 7,882

- Grade 3, 1025
- Grade 4, 1087
- Grade 5, 1078
- Grade 6, 1110
- Grade 7, 1132
- Grade 8, 1148
- Grade 9, 1302

Total Number Tested:

| | State Sites (50) | Alternate Sites (32) | Outside Agencies | Special Needs 1-1 | Total |
|---------|------------------|----------------------|------------------|-------------------|-------|
| Grade 3 | 506 | 153 | 253 | 8 | 920 |
| Grade 4 | 501 | 175 | 277 | 10 | 963 |
| Grade 5 | 556 | 167 | 235 | 15 | 973 |
| Grade 6 | 556 | 151 | 239 | 10 | 956 |
| Grade 7 | 580 | 173 | 229 | 18 | 1,000 |
| Grade 8 | 601 | 148 | 232 | 15 | 996 |
| Grade 9 | 668 | 134 | 219 | 13 | 1,034 |
| Totals | 3,968 | 1,101 | 1,684 | 89 | 6,842 |

Total Number of Students Not Known If They Were Tested Or Not. 1,040

Percent of Students in the Unknown Category 13%

| | |
|----------|-------|
| Grade 3, | 105 |
| Grade 4, | 124 |
| Grade 5, | 105 |
| Grade 6, | 154 |
| Grade 7, | 132 |
| Grade 8, | 152 |
| Grade 9, | 268 |
| | 1,040 |

Home School Office - Arkansas Department of Education

Home School 2010 through 2014

| State Summary and Totals | Spring of 2014 Home School percentile | Spring of 2013 Home School percentile | Spring of 2012 Home School percentile | Spring of 2011 Home School percentile | Spring of 2010 Home School percentile |
|---------------------------------|--|--|--|--|--|
| 3rd Grade | | | | | |
| Reading Comprehension | 0.60 | 0.63 | 0.59 | 0.63 | 0.62 |
| Prob. Solv. & Data Interp. | 0.51 | 0.56 | 0.53 | 0.57 | 0.57 |
| 4th Grade | | | | | |
| Reading Comprehension | 0.64 | 0.68 | 0.64 | 0.68 | 0.67 |
| Prob. Solv. & Data Interp. | 0.57 | 0.62 | 0.57 | 0.61 | 0.60 |
| 5th Grade | | | | | |
| Reading Comprehension | 0.63 | 0.68 | 0.64 | 0.67 | 0.67 |
| Prob. Solv. & Data Interp. | 0.58 | 0.60 | 0.58 | 0.61 | 0.61 |
| 6th Grade | | | | | |
| Reading Comprehension | 0.60 | 0.65 | 0.61 | 0.64 | 0.63 |
| Prob. Solv. & Data Interp. | 0.53 | 0.59 | 0.52 | 0.58 | 0.59 |
| 7th Grade | | | | | |
| Reading Comprehension | 0.65 | 0.63 | 0.63 | 0.65 | 0.63 |
| Prob. Solv. & Data Interp. | 0.58 | 0.58 | 0.58 | 0.60 | 0.60 |
| 8th Grade | | | | | |
| Reading Comprehension | 0.64 | 0.65 | 0.62 | 0.63 | 0.63 |
| Prob. Solv. & Data Interp. | 0.58 | 0.59 | 0.57 | 0.59 | 0.59 |
| 9th Grade | | | | | |
| Reading Comprehension | 0.63 | 0.63 | 0.63 | 0.63 | 0.63 |
| Concepts & Problem Solving | 0.57 | 0.56 | 0.57 | 0.56 | 0.57 |

FILE FORMS EVERY YEAR: PART A AND B must be returned to the Superintendent's Office EACH YEAR no later than August 15, or by December 15 to begin home schooling the second semester, or during the year with a 14-calendar day waiting period. **Only** the Superintendent or local School Board has the authority to waive the 14-day waiting period. **Please retain a copy of the completed form for your files.**

2013-2014 School Year

(Do not modify/revise ADE forms)

District LEA # _____ (District use only)

Submit/Mail all forms to Superintendent's Office ONLY

Check your local phone book or Arkansas Department Of Education website for district address

TESTING: State law requires that home school students in grades 3 through 9 test every year. The tentative test date for home school students will be in April of 2014. Please check the Home School Testing website for more information at <http://www.arhomeschooltesting.org>. Parents/legal guardians that are registered for the current school year will receive written notification of the test dates, times, and sites later in the school year. Please contact the Arkansas Home School Testing Office if you have questions regarding testing. (501) 354-3136

Notice of Intent to Home School

Arkansas Department of Education-Home School Office (501) 682-1874

<http://arkansased.org/about/schools/home.html>

PART A – Please print (forms must be legible to be accepted)

In accordance with the procedures established for the Implementation of Act 1117 of 1999, I/we hereby give notice to _____, Superintendent of the _____ School District, _____ County, of my/our intent to provide home instruction to my/our own child(ren) located at:

_____, AR _____, beginning date for **2013-2014** _____.
Print or Type Parent's Address _____ **City** _____ **Zip** _____ (start date - Month/Day/Year)

Parent's mailing address if different from above: _____ (for mailing test notification/results)

Further, I/we agree that my/our child(ren) will take a nationally recognized standardized achievement test as required in A.C.A. 6-15-504. The test will be administered to home school students in grades 3 through 9 during the testing window for the current school year. The Arkansas Department of Education recommends that you notify the local school district of any change of address or if you discontinue to home school. In order to maintain legal home school status, current year forms must be filed every year by the established deadlines. During the school year, new forms must be submitted within 30 days of the parent(s) moving to a new school district.

PRINT name of parent/guardian

() _____
 Phone Number (Optional)

 Occupation (Optional)

 Today's Date

Student Information:

Name of School Last Attended:

| PRINT or TYPE STUDENT'S NAME | | | | Date of Birth Month/Day/Year | Sex (Circle one) | GRADE LEVEL COMPLETED LAST SCHOOL YEAR (Circle one) | GRADE LEVEL STUDENT IS IN THIS YEAR STUDENTS IN GRADES 3 through 9 MUST TEST (Testing - April 2014) | Permanently Exempt from Home School Testing Grades 3-9 Per Home School Test Coordinator Place check in box | Type of School Last Attended (Circle one) |
|--------------------------------------|---|--|--|---------------------------------|---------------------|--|--|---|--|
| *Student has an IEP on file | Please print clearly and legible Give Full Legal Name FIRST MIDDLE LAST | | | | | | | | |
| | | | | | M F | 0 K 1 2 3 4 5 6 7 8 9 10 11 | | | Public Parochial Private Home |
| | | | | | M F | 0 K 1 2 3 4 5 6 7 8 9 10 11 | | | Public Parochial Private Home |
| | | | | | M F | 0 K 1 2 3 4 5 6 7 8 9 10 11 | | | Public Parochial Private Home |
| | | | | | M F | 0 K 1 2 3 4 5 6 7 8 9 10 11 | | | Public Parochial Private Home |
| | | | | | M F | 0 K 1 2 3 4 5 6 7 8 9 10 11 | | | Public Parochial Private Home |
| | | | | | M F | 0 K 1 2 3 4 5 6 7 8 9 10 11 | | | Public Parochial Private Home |

IEP-Individualized Education Programs

Form Revised May 2013

Page Must be completed - Curriculum (Required information: DISTRICT OFFICE, do not accept this form if this section is blank.)

Give a brief description of the basic core curriculum to be used and include a list of the subjects to be taught:

| |
|--|
| |
| |
| |
| |

Class Schedule (Required information: DISTRICT OFFICE, do not accept this form if this section is blank.)

Describe the schedule planned for your home school: (Include the hours per day, days per week, number of weeks)

| |
|--|
| |
| |
| |

Educational Qualifications of Parent/Teacher(s) (Circle the highest level of educational attainment.)

| <u>Print or Type</u> Name of Parent/ Guardian | Parent/Guardian (Circle one) | School (Circle one) | College (Circle one) | Degree (BA, etc.) | Name & Address of Institution |
|---|---------------------------------|--------------------------------|-------------------------|----------------------|-------------------------------|
| | Parent Guardian | 6 7 8 9 10 11 12 H.S. Grad. | 1 2 3 4 Col. Grad. | | |
| | Parent Guardian | 6 7 8 9 10 11 12 H.S. Grad. | 1 2 3 4 Col. Grad. | | |

*No approval letter or curriculum will be sent to parents/guardians. Parents have **FULL** responsibility for providing material(s) to their children.*

DRIVER'S PERMIT/LICENSE SECTION ONLY – No need to complete below this line if you are not seeking a driver's license.

This section below ONLY APPLIES FOR STUDENTS 14 YEARS OF AGE OR OLDER who are obtaining a driver's permit or license during the 2013-2014 year.

Arkansas Department of Education Rules and Regulations Governing Home Schools 10.00 States: "A student enrolled in a home school shall present proof of home schooling in the form of a notarized copy of the Notice of Intent to Home School. The parent/guardian has the responsibility of providing the notarized copy." Please call the Home School Office at 501-682-1874 if you have questions. Make a copy of this form and have the COPY notarized and a birth certificate when seeking a driver's permit or licenses.

Notary Seal:

Signature of Notary _____ Date _____

Arkansas Code Annotated § 6-15-501 through § 6-15-508

Parent Signature _____ Date _____

Form Revised May 2013

Please retain a copy of the completed form for your files.

HOME SCHOOL WAIVER FORM

(Do not modify/revise form)

Arkansas Code Annotated § 6-15-503, requires that parents and guardians who wish to home school their children, sign a waiver acknowledging that the State of Arkansas is not liable for the education of their children during the time the parent or guardian chooses to home school.

By my signature below, I hereby certify and agree as follows:

- 1) I am the parent or legal guardian of the child(ren) listed below.
- 2) I have fully read and understand the terms of this waiver.
- 3) As of the date I sign this waiver, I hereby acknowledge that the State of Arkansas is not liable for the education of the child(ren) listed below during the time I choose to home school the child(ren).

Please print clearly and legible. Give student's Legal Name.

| STUDENTS FIRST, MIDDLE, AND LAST NAME | DATE OF BIRTH |
|---------------------------------------|---------------|
| | |
| | |
| | |
| | |
| | |
| | |
| | |
| | |
| | |

Signature of Parent/Guardian

Date

Address

Phone (*area code & number*)

City, State, Zip

(Revised May 2013)



Arkansas Governor's School



HENDRIX
COLLEGE

Arkansas Governor's School

- Completed 35th year; 13,348 alumni
- 6-week residential program
- Comprehensive program (NC model)
- 400 gifted and talented students
- No cost to the students
- Over 80 faculty and staff
- Online nomination and application system
- Nominated by high school teachers and counselors
- Applications reviewed by state committee

Curriculum

Area I - Special Aptitude Development

- Arts
 - Drama
 - Choral Music
 - Instrumental Music
 - Visual Arts
- Academics
 - English/Language Arts
 - Mathematics
 - Natural Science
 - Social Science

Area II - Conceptual Development

Area III - Personal and Social Development


Co-curricular and Extra-curricular Activities


- Speaker Series
 - Film Series
 - 410/610 Seminars
 - Field Trips
-
- Social Activities
 - Recreational Activities


Special Relationships

- Clinton Presidential Library
- Arkansas Shakespeare Theatre
- AETN
- AGS Alumni Association
- Clinton School of Public Service

| Sun | Mon | Tue | Wed | Thu | Fri | Sat |
|---|-------------------|---|--|---|-------------------------------------|-------------------------------|
| June 8 Registration Gov Convo Orientation | 9 | 10 Phil Plait | 11 | 12 Jason Wiles Film | 13 Faculty/Staff Variety Show | 14 Riddle Elephant Farm |
| 15 AST: Two Gentlemen of Verona (Village) | 16 | 17 Michael Fosberg | 18 AST: Hamlet | 19 Amanda Linn Film | 20 | 21 Heifer HQ (LR) |
| 22 | 23 | 24 Paul Greenberg Nat State Brass Band | 25 Ask the Gov (AETN) AST: Pippin | 26 Ainissa Ramirez Film | 27 The Happening | 28 |
| 29 Blood Drive | 30 | July 1 Sen. David Pryor Political Panel | 2 Parent's Day | 3 | 4 | 5 |
| 6 Students return | 7 College Fair | 8 Clinton Pres. Library Trip | 9 World Hunger Day | 10 Educ. Day Area II Debate Film | 11 Student Variety Show | 12 Casino Night |
| 13 | 14 | 15 Joseph Sebarenzi AGS: Music | 16 AGS: Art & Drama | 17 Karama Neal Film | 18 Yearbooks/ Final Mixer | 19 Closing Convocation |

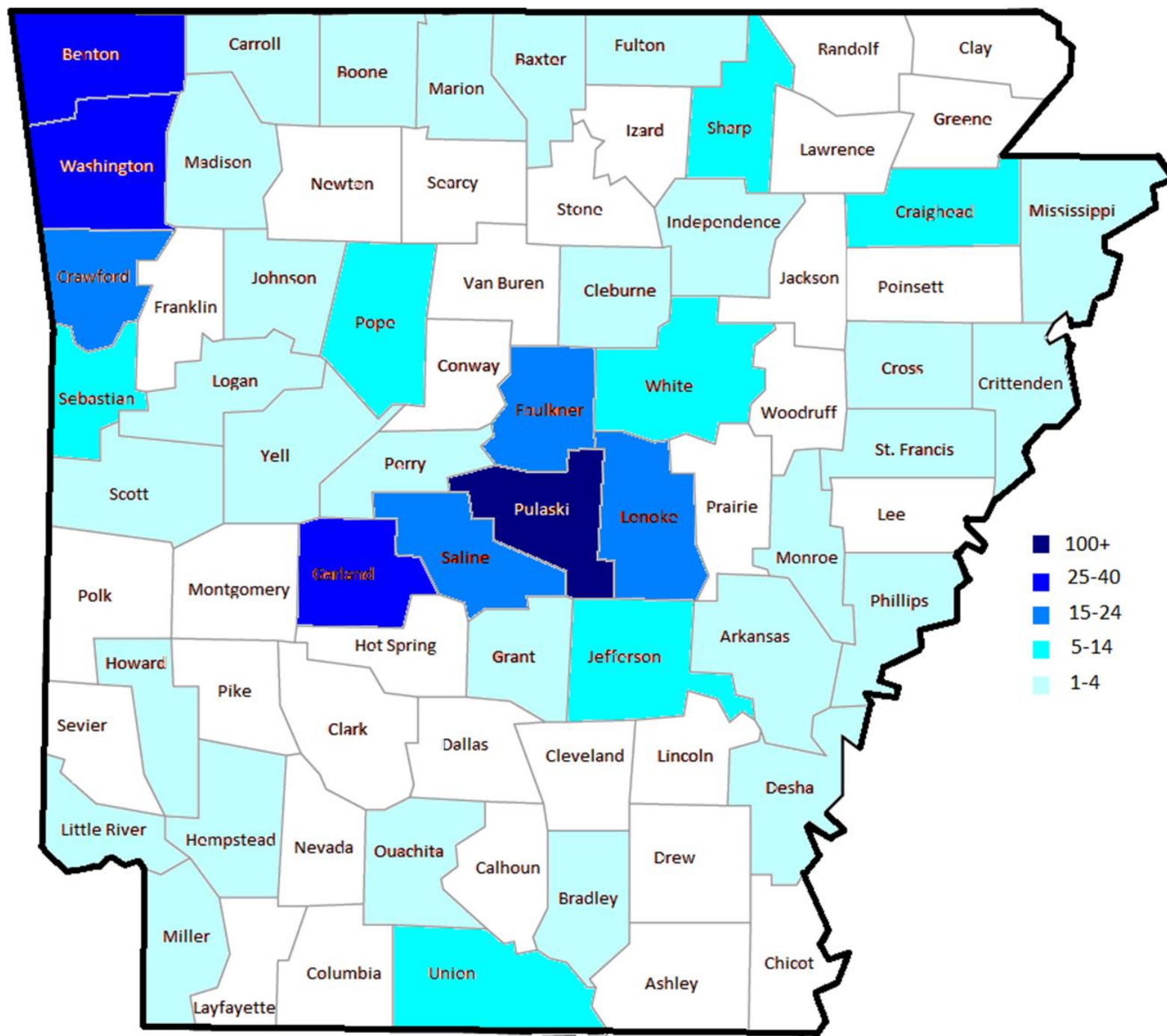






Applicant Demographics

| | 2007 | 2008 | 2009 | 2010 | 2011 | 2012 | 2013 | 2014 |
|-------------------------|------|------|------|------|------|------|------|------|
| Applicants | 508 | 490 | 549 | 649 | 588 | 701 | 615 | 637 |
| Counties Represented | 39 | 43 | 45 | 48 | 45 | 44 | 45 | 43 |
| Schools Represented | 73 | 89 | 90 | 109 | 99 | 100 | 105 | 109 |



Student Demographics

| | 2007 | 2008 | 2009 | 2010 | 2011 | 2012 | 2013 | 2014 |
|------------------|------|------|------|------|------|------|------|------|
| Asian | | | | | 37 | 57 | 43 | 57 |
| African American | 65 | 63 | 63 | 54 | 47 | 36 | 41 | 57 |
| Hispanic | | | | | 22 | 22 | 20 | 26 |
| White | 268 | 265 | 270 | 274 | 285 | 272 | 284 | 253 |
| Other | 59 | 58 | 62 | 68 | 4 | 7 | 11 | 7 |
| Total | 392 | 386 | 395 | 396 | 395 | 394 | 399 | 400 |
| Female | 247 | 237 | 241 | 234 | 253 | 237 | 233 | 227 |
| Male | 145 | 149 | 154 | 162 | 142 | 157 | 166 | 173 |
| Total | 392 | 386 | 395 | 396 | 395 | 394 | 399 | 400 |

Geographic Diversity

| | |
|----------------------------|----|
| • Schools with 1 student | 44 |
| • Schools with 2 students | 18 |
| • LR Central High School | 57 |
| • Fayetteville High School | 20 |
| • Conway High School | 20 |
| • Cabot High School | 18 |
| • Parkview Arts-Science | 17 |



www.hendrix.edu/ags

- Info on AGS
- Class descriptions
- Weekly activities from past sessions
- Student evaluation responses from past sessions
- Video and photos
- Faculty and Staff applications



Arkansas Governor's School



HENDRIX
COLLEGE

[Home Page](#) / [ADE Divisions](#) / [Communications](#) / My Child/My Student

MY CHILD/MY STUDENT



<http://www.arkansased.org/divisions/communications/my-childmy-student>

Positive, productive and ongoing communication between a child's parent and teacher is essential to academic success.

Education and community organizations, the State Board of Education, and the Arkansas Department of Education (ADE), have partnered to launch the My Child/My Student campaign. The goal of this campaign is to encourage on-going communication between parents and teachers. The campaign will give parents helpful information and tips they can use to discuss their child's educational progress and goals. Additionally, teachers will be provided questions, tips and resources they can use to converse with a student's parent(s) or guardian(s).

The ADE will post resources, tips and links to helpful websites for parents and teachers on this page, and a new topic will be highlighted each month throughout the 2014-15 school year. Read the plan [here](#).

We invite all schools, organizations, and supporters to use, revise, post, and/or share the documents and social media assets. We hope you will like us on Facebook and/or follow us on Twitter.

Follow us on Twitter [@ArkansasEd](#). Like us on Facebook at [Arkansas Department of Education](#).

My Child/My Student Communication Tools

August: Back to School/School Attendance

[Parent Newsletter](#)

[Teacher Newsletter](#)

Facebook (August 2014) ([English](#)) ([en español](#))

Twitter (August 2014) ([English](#)) ([en español](#))

Parent/Guardian Information and Contact Preference Form ([English](#)) ([en español](#))

Helpful Websites

[Common Core State Standards](#)

[Common Core State Standards: Parents and Community](#)

[Common Core State Standards Toolbox](#)

[Attendance Works](#)

[PBS Learning Media: PARCC and Common Core for Parents](#)

**Minutes
State Board of Education
Special Committee on Parent Communication Meeting
Friday, August 15, 2014**

The State Board of Education Special Committee on Parent Communication met Friday, August 15, 2014, in the Auditorium of the Department of Education Building. Chair Alice Mahony called the meeting to order at 1:08 p.m.

SBE Members Present: Alice Mahony, Chair; Mireya Reith; and Joe Black

Absent: None

Work Session

Parent Communication in Arkansas

Chair Mahony welcomed the committee members and guests.

Review Minutes from July 11 Meeting

Ms. Reith made a motion, seconded by Kathy Pillow-Price, to approve the minutes for July 11, 2014. The motion carried unanimously.

Review Parent Communication Form

Chief of Staff Deborah Coffman shared the draft document and said the form will be posted on the ADE website in English and Spanish. She also shared an APP that is used by teachers to communicate with students and parents. The APP is Remind 101.

Review My Child Campaign

Communications Manager Gayle Morris shared the logo and communication campaign for My Child/My Student. The campaign will launch in August, 2014. Baseline data of followers: Facebook 2,495; Twitter 6496.

Update from Rockefeller and Walton Foundations

Ms. Reith will request the Foundations include a parent communication component in the plan for academic distress schools.

Review draft of Arkansas version of How Schools Work

Ms. Jerri Derlikowski, AR Advocates for Children & Families, presented a first draft of an Arkansas version of How Schools Work. She followed the NASBE report format to design the Arkansas version.

Ms. Reith suggested the document become a reference for parents. She recommended the final document be translated.

Ms. Derlikowski will continue to work on the draft with a goal for final publication in January 2015.

Ms. Morris recommended using video to highlight the messages from the Guide.

Review sample communication plans

Ms. Mahony shared several resources including *Room Parent To Do List & Duties* (a copy was shared with each attending member) and *9 Effective Strategies for Parent Engagement at Your School*.

Ms. Angela Duran, AR Campaign for Grade-Level Reading, shared communication tools used in the Arkansas Campaign for Grade-Level Reading.
<http://gradelevelreading.net/arkansas-tell-our-story-2013>

Dr. Beverly Divers-White, Cradle to Prison Initiative and BSW Consulting, shared a family and community engagement plan from the GPS Indicators Achieving Great Public Schools Framework.
http://www.nea.org/assets/docs/GPS_Indicators_Framework_Final4.pdf

Other Business

Ms. Brittany Foster, AR Public Policy Panel, said the Opportunity to Learn Summit will be held October 3-4 at the First United Methodist Church in Little Rock.
<http://arpanel.org/coalitions/opportunity-to-learn>

Next Steps

The next meeting is scheduled for September 12 at 12:00 p.m. in the ADE

Auditorium. Members are asked to bring a brown bag lunch.

Adjournment

The meeting adjourned at 2:43 p.m.

Minutes recorded by Deborah Coffman.

State of Arkansas *As Engrossed: H3/28/13 S4/4/13*

89th General Assembly

Regular Session, 2013

A Bill

HOUSE BILL 1988

By: Representatives Baine, C. Armstrong, Fite, Gossage, Julian, Richey, Sabin, Wardlaw

By: Senator J. Key

For An Act To Be Entitled

AN ACT TO CREATE THE ARKANSAS TASK FORCE FOR THE
PREVENTION THROUGH EDUCATION OF CHILD SEXUAL ABUSE;
TO STUDY "ERIN'S LAW" AND FOR OTHER PURPOSES.

Subtitle

TO CREATE THE ARKANSAS TASK FORCE FOR THE
PREVENTION THROUGH EDUCATION OF CHILD
SEXUAL ABUSE; AND TO STUDY "ERIN'S LAW".

BE IT ENACTED BY THE GENERAL ASSEMBLY OF THE STATE OF ARKANSAS:

SECTION 1. DO NOT CODIFY. TEMPORARY LANGUAGE. (a) There is established the "Arkansas Task Force for the Prevention Through Education of Child Sexual Abuse".

(b) The purposes of the task force are to:

(1) Gather information concerning the prevalence of child sexual abuse throughout Arkansas;

(2) Receive reports and testimony from individuals, state and local agencies, community-based organizations, and other public and private organizations;

(3) Make recommendations to the Governor, the Speaker of the House of Representatives, the President Pro Tempore of the Senate, and the State Board of Education concerning evidence-based ways to prevent child sexual abuse through education; and

(4) Make recommendations to the Governor, the Speaker of the House of Representatives, the President Pro Tempore of the Senate, and the



1 State Board of Education regarding curricula directed at preventing child
2 sexual abuse through education.

3 (c) The task force shall consist of:

4 (1) The Commissioner of Education, or his or her designee;

5 (2) The Director of the Division of Children and Family Services
6 of the Department of Human Services, or his or her designee;

7 (3) The Director of the Department of Arkansas State Police, or
8 his or her designee;

9 (4) One (1) member appointed by the Governor;

10 (5) One (1) member appointed by the Speaker of the House of
11 Representatives;

12 (6) One (1) member appointed by the President Pro Tempore of the
13 Senate;

14 (7) The Executive Director of the Arkansas Association of
15 Educational Administrators, or his or her designee;

16 (8) The Executive Director of the Arkansas School Boards
17 Association, or his or her designee;

18 (9) The Executive Director of the Arkansas Education
19 Association, or his or her designee;

20 (10) The Executive Director of the Arkansas Rural Education
21 Association, or his or her designee;

22 (11) A representative from Arkansas Advocates for Children and
23 Families;

24 (12) A representative from Arkansas Children's Hospital;

25 (13) A representative from the State Child Abuse and Neglect
26 Prevention Board;

27 (14) A representative from the Arkansas Prosecuting Attorneys
28 Association;

29 (15) A representative from the Arkansas Commission on Rape/Child
30 Abuse/Domestic Violence;

31 (16) A representative from the Arkansas State CASA Association;
32 and

33 (17) A representative of children's advocacy centers.

34 (d)(1) The chair of the task force shall be elected by majority vote
35 at the first meeting of the task force.

36 (2) All changes in task force chairmanship shall be decided by

majority vote of the task force.

(e)(1) The task force shall meet at the times and places that the chair deems necessary but not less than four (4) times per year.

(2) A simple majority of members of the task force shall constitute a quorum for the purpose of transacting business.

(3) All actions of the task force are by quorum.

(f) The Department of Education shall staff the task force.

(g) All members of the task force may receive expense reimbursement as provided under § 25-16-902 to be paid by the Department of Education if funds are available.

(h)(1) By October 1, 2014, the chair of the task force shall provide a report to the Governor, the Speaker of the House of Representatives, the President Pro Tempore of the Senate, and the State Board of Education.

(2) The report shall identify:

(A) Findings of the task force concerning the prevalence of child sexual abuse in Arkansas;

(B) Recommendations of the task force toward adopting and implementing age-appropriate curricula for students in kindergarten through grade five (K-5) concerning child sexual abuse prevention;

(C) Recommendations of the task force concerning the training of licensed and classified school personnel on the prevention and detection of child sexual abuse;

(D) Recommendations of the task force concerning the training of parents and guardians on the warning signs of child sexual abuse;

(E) Recommendations for the publication of counseling, assistance, services, and other resources for students affected by child sexual abuse; and

(F) Recommendations of the task force for the emotional and educational support for a victim of child sexual abuse.

(i) The task force shall expire on May 1, 2015.

/s/Baine

APPROVED: 04/16/2013

Arkansas Act 1298 of 2013



Report from the Arkansas Task Force for the Prevention Through Education of Child Sexual Abuse

September, 2014

Arkansas Act 1298 of 2013
Report from the Arkansas Task Force for the Prevention
Through Education of Child Sexual Abuse

| |
|-----------------------------------|
| Summary of Recommendations |
|-----------------------------------|

Recommendation 1 – The Task Force recommends all schools implement a child sexual abuse prevention program for students in Kindergarten through Grade Five (page 6).

Recommendation 2 – The Task Force recommends all schools implement programs that align with the *Critical Elements of Child Sexual Abuse Prevention Programs*, Attachment 1 (page 6).

Recommendation 3 – The Task Force recommends all schools continue to meet the minimum professional development legal requirements of the Child Maltreatment Act, Ark. Code Ann. § 12-18-101 et. seq. and provide appropriate professional development to fully implement the selected child abuse prevention program (page 8).

Recommendation 4 – The Task Force recommends all schools implement programs that encourage parental and/or caregiver involvement and provides materials to parents and/or caregivers that reinforce the concepts being taught in school (page 10).

Recommendation 5 - The Task Force recommends that mental health providers to child sexual abuse victims within schools be trained in Trauma-Focused Cognitive Behavioral Therapy (TFCBT) or Cognitive-Based Intervention for Trauma in Schools (CBITS) (page 11).

Recommendation 6 - The Task Force recommends that information about services be provided, if requested, to the guardians of a child sexual abuse victim and/or to the school personnel that reported the abuse (page 12).

Recommendation 7 - The Task Force recommends consideration for community-based programs to educate all adults about the actions they can take to prevent, recognize and react responsibly to child sexual abuse (page 13).

Recommendation 8 – The Task Force recommends continuation of The Arkansas Task Force for the Prevention Through Education of Child Sexual Abuse beyond May 1, 2015, with semi-annual meeting requirements (page 13).

Recommendation 9 – The Task Force recommends that its role be expanded to include child sexual abuse prevention program recommendations for both younger and older children (page 13).

Recommendation 10 - The Task Force recommends that funding be made available to support the implementation of child sexual abuse prevention programs in the public schools (page 13).

Arkansas Act 1298 of 2013
Report from the Arkansas Task Force for the Prevention
Through Education of Child Sexual Abuse

Section I: Background Information

During the 89th General Assembly Representatives Baines, C. Armstrong, Fite, Gossage, Julian, Richey, Sabin and Wardlaw and Senator J. Key supported Act 1298, an Act to create the Arkansas Task Force for the Prevention through Education of Child Sexual Abuse; to study “Erin’s Law” and for other purposes.

The Task Force was assembled to gather information concerning the prevalence of child sexual abuse throughout Arkansas; receive reports and testimony from individuals, state and local agencies, community-based organizations, and other public and private organizations; and make recommendations to the Governor, the Speaker of the House of Representatives, the President Pro Tempore of the Senate, and the State Board of Education regarding curricula directed at preventing child sexual abuse through education.

The Task Force Membership Included:

- (1) The Commissioner of Education, or his or her designee – Deborah Coffman, Chief of Staff, Arkansas Department of Education;
- (2) The Director of the Division of Children and Family Services of the Department of Human Services, or his or her designee – Cecile Blucker, Director, Division of Children and Family Services;
- (3) The Director of the Department of Arkansas State Police, or his or her designee – Captain Ron Stayton, Commander, Crimes Against Children Division;
- (4) One (1) member appointed by the Governor – Dr. Karen Hollenbeck, Principal, St. Boniface Catholic School, Fort Smith, Arkansas;
- (5) One (1) member appointed by the Speaker of the House of Representatives – Dr. Karen Farst, University of Arkansas for Medical Sciences Center for Children at Risk;
- (6) One (1) member appointed by the President Pro Tempore of the Senate – Ms. Liz Yates, Certified Spanish Interpreter;
- (7) The Executive Director of the Arkansas Association of Educational Administrators, or his or her designee – Ms. Tita DeVore, President, Arkansas Association of Special Education Administrators;
- (8) The Executive Director of the Arkansas School Boards Association, or his or her designee – Ms. Kristen Craig Garner, Staff Attorney, Arkansas School Boards Association;
- (9) The Executive Director of the Arkansas Education Association, or his or her designee – Ms. Deborah K. West, District XI Representative, Arkansas Education Association;
- (10) The Executive Director of the Arkansas Rural Education Association, or his or her designee – Mr. Darin Beckwith, Vice President, Arkansas Rural Education Association;
- (11) A representative from Arkansas Advocates for Children and Families – Ms. Jennifer Ferguson, Deputy Director, Arkansas Advocates for Children and Families;

- (12)A representative from Arkansas Children’s Hospital – Dr. Rachel Clingenpeel, Arkansas Children’s Hospital;
- (13)A representative from the Arkansas Child Abuse and Neglect Prevention Board – Ms. Sherri Jo McLemore, Director, Arkansas Children’s Trust Fund;
- (14)A representative from the Arkansas Prosecuting Attorneys Association – Mr. Blake Batson, Board Member, Arkansas Prosecuting Attorneys Association;
- (15)A representative from the Arkansas Commission on Child Abuse, Rape, and Domestic Violence – Ms. Sherry Williamson, Child Abuse Project Coordinator, Arkansas Commission on Child Abuse, Rape, and Domestic Violence;
- (16)A representative from the Arkansas State Court Appointed Special Advocates Association – Ms. Mary Beth Luibel, Director, Arkansas State Court Appointed Special Advocates Association; and
- (17)A representative of the Children's Advocacy Centers of Arkansas – Stacy Thompson, Executive Director, Children's Advocacy Centers of Arkansas.

The Task Force elected Stacy Thompson as Chair. John Kaminar, ADE Curriculum Specialist for Physical Education and Health, served as staff for the task force.

The Task Force was required to meet not less than four (4) times per year. The task force met on the following dates:

- September 19, 2013
- October 22, 2013
- November 14, 2014
- January 23, 2014
- April 17, 2014
- June 25, 2014
- July 17, 2014

“Erin’s Law” was studied by the Task Force. “Erin’s Law” is named after Erin Merryn, activist, author, and founder of the Illinois-based nonprofit organization, Erin’s Law. The organization’s mission is to require age-appropriate sexual abuse prevention education in all public schools, Pre-kindergarten through Grade 12 and provide training to school staff on the prevention of child sexual abuse.

Members of the Task Force collaborated to submit this report.

Section II: Findings of the Task Force Concerning the Prevalence of Child Sexual Abuse in Arkansas

Definition of Sexual Abuse:

Child sexual abuse is any interaction between a child and an adult (or another child) in which the child is used for the sexual stimulation of the perpetrator or an observer. Sexual abuse can include both touching and non-touching behaviors, and may involve a clothed or unclothed victim. Touching behaviors may involve touching of the genitals (such as vagina or penis), breasts or buttocks; oral-genital contact; or sexual intercourse. Non-touching behaviors can include voyeurism (trying to look at a child's naked body), exhibitionism, or exposing the child to pornography. Abusers often do not use physical force, but may use play, deception, threats, or other forms of coercion to engage children and maintain their silence.

Captain Ron Stayton of the Crimes Against Children Division of Arkansas State Police provided the following statistics from the Arkansas Children's Reporting Information System covering the time period January 2013 – June 30, 2014.

SEXUAL ABUSE INCIDENTS REPORTED

| | Indecent Exposure | Oral Sex | Pornography | Sexual Contact | Sexual Exploitation | Sexual Penetration | Voyeurism | Total |
|---------------|-------------------|------------|-------------|----------------|---------------------|--------------------|------------|--------------|
| 2013 | 226 | 463 | 228 | 3,311 | 230 | 1,471 | 87 | 6,016 |
| JAN-JUNE 2014 | 103 | 221 | 127 | 1,444 | 113 | 565 | 24 | 2,597 |
| TOTAL | 329 | 684 | 355 | 4,755 | 343 | 2,036 | 111 | 8,613 |

These statistics represent allegations made of a sexual nature, not the number of children involved in a reported case of abuse. Each case of abuse reported may involve numerous allegations. Approximately 42% of the above allegations were substantiated.

Because it is likely that many cases of child sexual abuse are never reported, the actual number of victims is unknown. Nationally, about one in three girls and one in seven boys will be sexually abused during childhood. (Finkelhor, Hammer, & Sedlak, 2008)

Section III:

Recommendations of the Task Force Toward Adopting and Implementing Age-appropriate Curricula for Students in Kindergarten Through Grade Five (K-5) Concerning Child Sexual Abuse Prevention

Research and Information Regarding the Efficacy of Child Sexual Abuse Prevention Programs: While the Task Force was unable to locate studies based on strong research designs that conclusively prove educational programs for children can prevent child sexual abuse before any occurrence, the Task Force did find a variety of empirical findings to support the concept of teaching sexual abuse prevention information to children. The most positive outcomes noted were:

- Increased disclosures from youth who had previously been abused;
- Program-exposed youth were less likely to blame themselves in the wake of victimization; and
- Bystanders of abuse were more often mobilized to take action.

Critics have raised concerns that these programs place the burden of protection directly onto children. Furthermore, critics argue that it is unrealistic to expect children to protect themselves from adults who have more power and authority. The Task Force members are aware of these criticisms and believe that adults must bear the primary responsibility for protecting children from sexual abuse. Although children should not be given the sole responsibility for sexual abuse prevention, the Task Force members agree it is morally reprehensible not to equip children with the skills to protect themselves. As an example, adult drivers are responsible for protecting children on bicycles from collisions with automobiles; yet children must be provided with helmets and taught rules of road safety.

School-based programs offer some of the best solutions for preventing child sexual abuse:

- School-based education programs have been more fully evaluated than any other prevention strategies.
- School-based education programs have proven to be a successful primary prevention strategy in other domains, such as bullying, substance abuse and delinquency.
- School-based education programs appear to be an efficient and non-stigmatizing delivery system for addressing multiple forms of child sexual abuse, including adult-on-child abuse, peer-on-peer abuse, and adult-on-teen statutory sex offenses.
- School-based education programs are efficient at addressing a variety of prevention goals. In addition to providing avoidance skills to potential victims, they can provide deterrence messages for potential offenders and assistance skills for potential bystanders. They also are well suited to promote reporting by victims.

- Although it would be possible to design other delivery systems for prevention messages, such as advertising and websites, the reality is that schools are a well-established venue for delivering such prevention messages; they have access to nearly the entire universe of children and families.

After reviewing the available research and literature on the subject, the Task Force believes that prevention programs designed for children are an important part of a multifaceted approach to preventing child sexual abuse and should be implemented widely in our state.

Current Requirements of Arkansas School Districts: Arkansas School Districts are required to implement the Physical Education and Health Grades K-8 Curriculum Frameworks, Revised 2011.

http://www.arkansased.org/public/userfiles/Learning_Services/Curriculum%20and%20Instruction/Frameworks/PE%20Health/Physical_Education_and_Health_K_8.pdf.

| |
|---|
| <p>Recommendation 1 - The Task Force recommends all schools implement a child sexual abuse prevention program for students in Kindergarten through Grade Five.</p> |
|---|

The Task Force recognizes that there is great diversity in the available resources, personnel, schedules, student populations and policies at school districts across the state. Therefore, decisions on how to implement a child sexual abuse prevention program should remain in the local control of each district. However, the matter of child sexual abuse is a complex and sensitive subject. Factors to consider when implementing a prevention program are:

- Sexual abuse programs tend to promote disclosure rather than prevention.
- Children should never be made to feel as if abuse was their fault in any way. Children often feel guilty about both the abuse and reporting it.

The Task Force reviewed the known research and best practices recommended by experts in the field of child sexual abuse prevention. Based on the research, the Task Force developed a set of critical elements to help educators design a sexual abuse prevention program that is effective and based on known evidence. The Task Force further recommends the guide be shared with all Arkansas school districts.

| |
|---|
| <p>Recommendation 2 – The Task Force recommends all schools implement programs that align with the <i>Critical Elements of Child Sexual Abuse Prevention Programs</i>, Attachment 1.</p> |
|---|

In addition to the critical elements included in the guide, the task force has included a list of child sexual abuse prevention programs for consideration (Attachment 2). Each program has been reviewed and aligns with the majority of the critical elements. The list is not meant to be exhaustive and does not include all possible programs. Educators should evaluate all potential programs of instruction as to how closely programs align with the critical elements before the potential programs are used in the classroom.

The following critical elements for child sexual abuse prevention programs should be considered:

1. The program is research-based, evidence-informed and has a level of demonstrated effectiveness, and is aligned to the appropriate strands in the Arkansas Curriculum Frameworks for Physical Education and Health in Grades K-8.
2. The program is culturally sensitive and adaptable for use within varying school contexts (age, race, gender, special needs, etc.).
3. The program is developmentally appropriate for each grade level, K-5, and uses developmentally appropriate language and developmentally appropriate definitions of private body parts.
4. The program teaches children to recognize child sexual abuse (safe touches, unsafe touches, and unwanted touches).
5. The program teaches personal body rights and boundaries.
6. The program uses a rules-based approach to personal safety, rather than a feelings-based approach.
7. The program teaches the concept that inappropriate touch can occur with someone the child knows well or with someone the child has never met.
8. The program equips children with specific skills to reduce their vulnerability to sexual abuse.
9. The program encourages children to report sexual abuse and to keep reporting until someone takes action to help them. It teaches children how to identify trusted adults to tell.
10. The program involves children as active learning participants using stimulating and varied presentation materials that address different learning styles. Most importantly, the program provides opportunities for role playing and allows children to rehearse the prevention strategies they are taught. The program includes visual aids that can be used to reinforce the concepts learned within the prevention program.
11. The program includes more than one session, ideally, at least four sessions, and should be conducted annually, building on skills learned the previous year.
12. A child sexual abuse prevention program may be part of an overall health and safety program. The educational content may extend beyond a discussion of safe or unsafe touches and include topics such as assertiveness, decision making and problem solving skills.

Section IV:
**Recommendations of the Task Force Concerning the Trainings of Licensed and
Classified School Personnel on the Prevention and Detection of
Child Sexual Abuse**

Existing Professional Development Requirements: Pursuant to the Arkansas Department of Education Emergency Rules Governing Professional Development, effective until October 30, 2014, all licensed Arkansas educators are required to obtain two (2) hours of professional development in recognizing the signs and symptoms of child maltreatment; the legal requirements of the Child Maltreatment Act, Ark. Code Ann. § 12-18-101 et. seq., and the duties of mandated reporters under the Act; methods for managing disclosures regarding child victims; and methods for connecting a victim of child maltreatment to appropriate in-school services and other agencies, programs, and series needed to provide the child with the emotional and educational support the child needs to continue to be successful in school. The child maltreatment professional development required under this section shall be based on curriculum approved by the Arkansas Child Abuse/Rape/Domestic Violence Commissioner and may be obtained in-person or online. http://www.arkansased.org/public/userfiles/rules/Current/ADE_207_PD_Rules_EMERGENCY_RULE_041014.pdf

Currently, Arkansas IDEAS <http://ideas.aetn.org> offers the following online course to licensed Arkansas educators: **IDEAS: Act 1236 of 2011: Child Maltreatment**

This course meets the requirements of Act 1236 of 2011. This course features Sherry Williamson from the Arkansas Commission on Child Abuse, Rape and Domestic Violence. Ms. Williamson explains the requirements of the Child Maltreatment Act. She discusses the physical and behavioral indicators of physical abuse, neglect, and sexual abuse. Ms. Williamson also provides tips for legally mandated reporting and suggestions for managing disclosures from children. This course meets Domain 4: Professional Responsibilities, 4f Showing Professionalism, of the Teacher Excellence and Support System.

It is suggested by the Task Force that additional online courses related to the various aspects of child maltreatment and reporting be created to provide further learning opportunities to licensed Arkansas educators. The Task Force further suggests that all professional development should be made available to all licensed and non-licensed school personnel regarding the warning signs of child sexual abuse and mandated reporter requirements.

Recommendation 3 - The Task Force recommends all schools continue to meet the minimum professional development legal requirements of the Child Maltreatment Act, Ark. Code Ann. § 12-18-101 et. seq. and provide appropriate professional development to fully implement the selected child abuse prevention program.

The following critical elements as related to professional development should be considered:

1. Professionals delivering the prevention program have been trained to implement the selected program.
2. Instructors of the program understand the importance of confidentiality and mandated reporting issues. Instructors also inform children about mandated reporting issues.
3. Instructors delivering the prevention program have thorough knowledge of child sexual abuse and have received training on the topic and curricular program being used.
4. Instructors delivering the prevention program have been trained on how to respond appropriately to disclosures from children.
5. All personnel at the school should receive training on talking to students about child sexual abuse prevention, effects of child sexual abuse on children, handling disclosures, and mandated reporting.

Section V:

Recommendations of the Task Force Concerning the Training of Parents and Guardians on the Warning Signs of Child Sexual Abuse

Educating parents about child sexual abuse is a sensitive issue. While it is possible to make materials and programs available to parents, it is possible only under very limited circumstances to require that parents be educated about issues of child sexual abuse. The following points represent particular challenges:

- Parental discomfort with the prospect of their children receiving education on sexual abuse by school faculty or staff;
- Parental objections to the particular instructional materials chosen by a district;
- The possibility that a child has been victimized by members of his/her own family;
- Providing education to parents who are non-native speakers of English; and
- A cycle of abuse may exist in which the parent(s) of alleged abuse victims have been victimized themselves thereby complicating intervention.

Recommendation 4 – The Task Force recommends all schools implement programs that encourage parental and/or caregiver involvement and provides materials to parents and/or caregivers that reinforce the concepts being taught in the school.

Schools have many media at their disposal to reach out to parents. Besides conventional methods such as handouts, newsletters, and parent-teacher conferences to educate and inform parents; schools may use economical devices such as web pages, e-newsletters, listservs, and social media such as Facebook and Twitter. Schools may also choose to include this information in their parent center and in their annual parental involvement plan. Key to parental acceptance of any program to educate children about sexual abuse will be for schools to ensure that parents have free access to all materials and information that will be used and provided to the students.

The following critical elements concerning the training of parents and guardians should be considered:

1. The program includes a component that encourages parental and/or caregiver involvement within the child sexual abuse prevention program.
2. Take home materials on the subject are available for parents and/or guardians and reinforce the concepts being taught to the children in school.

Section VI: Recommendations of the Task Force for the Emotional and Educational Support for Victims and Reporters of Child Sexual Abuse

The issue of providing educational and emotional support in a school setting to victims of abuse is complex. While there is no systematic way or statutory system to identify or get help for a victim of sexual abuse, much can still be done. This is especially true at the elementary school level, where the curriculum is more child-centered and a single teacher typically works with the same group of students in a self-contained class.

As many as one in four adolescents may have been subjected to some form of trauma during their lifetime, including sexual abuse. Due to this potentially high number of trauma victims, it was suggested to the Task Force that every child referred to a mental health provider for mental health or behavioral problems should be screened for past trauma. If the trauma causes a condition considered to be a handicap, the student may qualify for a special education (504) plan, which entitles the student to receive additional services through the school.

Recommendation 5: The Task Force recommends that mental health providers to child sexual abuse victims within schools be trained in Trauma-Focused Cognitive Behavioral Therapy (TFCBT) or Cognitive-Based Intervention for Trauma in Schools (CBITS).

It is strongly encouraged by the Task Force that providers of mental health services to victims of sexual abuse be trained in Trauma-Focused Cognitive Behavioral Therapy (TFCBT) or Cognitive-Based Intervention for Trauma in Schools (CBITS). Within the State of Arkansas, trauma-focused training is offered by the ARBEST (Arkansas Building Effective Strategies for Trauma) program through the University of Arkansas for Medical Sciences. <http://www.uams.edu/arbest/arbest.pdf>

It is vital to provide students the appropriate therapy to help prevent the child from being re-victimized or from possibly becoming a perpetrator herself/himself. Student perpetrators of sexual abuse may have been victims themselves.

These services cannot necessarily be provided by school personnel. While the school's counseling staff often serves as the first line of support a student will receive, school counselors are primarily educators, not mental healthcare providers.

It is important to make mental health services available to students. Schools may opt to support a school-based mental health clinic which may include a mental health care provider offering services to students on campus, referring students to an off-campus facility for services, or some combination of the two.

Schools will confront several challenges as they provide educational and emotional support to victims. These include but are not limited to the following:

- Working with families that are not receptive to a referral, forcing the school to file a petition to have the court order the treatment;
- Addressing situations in which the victim and the perpetrator may be in the same class. This may be especially challenging in smaller districts where there are fewer opportunities to separate students into different classes;
- Preventing contact between victims and perpetrators outside of regular class hours; and
- Managing situations in which the victim and perpetrator are students from different districts or counties can be very complicated, in part because districts may not handle situations by the same protocol.

Recommendation 6 - The Task Force recommends that information about services be provided, if requested, to the guardians of a child sexual abuse victim and/or to the school personnel that reported the abuse.

The following critical elements concerning the provision of support should be considered:

1. Schools should be able to provide information regarding available family-assistance resources within and near their communities to parents and/or guardians of sexual abuse victims upon request. Possible sources of assistance to families are offered in Attachment 3 to this report.
2. Support should be provided to district or school personnel upon request after making a report of sexual abuse of a child. Personnel should be encouraged to contact their own insurance provider regarding counseling or mental health services, which may be offered at no cost or minimal cost as part of their health insurance coverage.

Section VII: Additional Recommendations of the Task Force

Additional Recommendations of the Task Force:

Recommendation 7 – The Task Force recommends consideration for community-based programs to educate all adults about the actions they can take to prevent, recognize and react responsibly to child sexual abuse.

Prevention programs designed for children are only one component of a successful community effort to prevent child sexual abuse. The Task Force recommends consideration of programs to educate adults about the actions they can take to prevent, recognize and react responsibly to child sexual abuse. All Arkansans should be encouraged to speak out about child sexual abuse warning signs and report suspected abuse as soon as possible to appropriate authorities. It is imperative that child sexual abuse be stopped immediately.

Recommendation 8 – The Task Force recommends continuation of The Arkansas Task Force for the Prevention Through Education of Child Sexual Abuse beyond May 1, 2015, with semi-annual meeting requirements.

The Task Force believes the Department of Education and school districts across the state will need continued support and expertise from professionals in the field of child welfare in order to successfully implement programs in the schools.

Recommendation 9 – The Task Force recommends that its role be expanded to include child sexual abuse prevention program recommendations for both younger and older children.

The Task Force recommends implementation of a prevention program in licensed Arkansas childcare centers. In addition, the Task Force recommends the development of guidelines for sexual abuse prevention programs for Grades 6-12.

Recommendation 10 – The Task Force recommends that funding be made available to support the implementation of child sexual abuse prevention programs in the public schools.

The Task Force anticipates schools will need funds to purchase program and curricular materials as well as funds to support professional development activities.

Report submitted by:

Stacy O. Thompson, Chair

Arkansas Legislative Task Force for the Prevention through Education of Child Sexual Abuse

Date: September 12, 2014

Attachment 1

Critical Elements of Child Sexual Abuse Prevention Programs Arkansas Task force for the Prevention Through Education of Child Sexual Abuse

Introduction

In its September 2014 report, The Arkansas Task Force for the Prevention Through Education of Child Sexual Abuse recommended that all public schools implement a child sexual abuse prevention program for students in Kindergarten through Grade Five (K-5) in order to effectively address the issue of child sexual abuse that exists within Arkansas. The Task Force reviewed the known research and best practices recommended by experts in the field of child sexual abuse prevention. Based on that research, the Task Force developed a set of critical elements to help educators design or select a sexual abuse prevention program that is effective and based on known evidence.

The Task Force recognizes that there is great diversity in the available resources, personnel, schedules, student populations, and policies at school districts across the state. Therefore, decisions on how to implement a child sexual abuse prevention program should remain in the local control of each district. The matter of child sexual abuse is a complex and sensitive subject. Educators are strongly encouraged to familiarize themselves with all of the recommendations included in this guide and to implement their program in alignment with all the critical elements when possible.

In addition to the critical elements included in the guide, the Task Force has included a list of programs for consideration (Attachment 2). Each program has been reviewed and aligns with the majority of the critical elements. Educators should evaluate all potential programs of instruction as to how closely programs align with the critical elements before the potential programs are used in the classroom. Attachment 3 is a listing of statewide program vendors and assistance agencies recommended by the Task Force.

The Critical Elements of Educational Programs:

- 1. The program is research-based, evidence-informed, has a level of demonstrated effectiveness, and is aligned to the appropriate strands in the Arkansas Curriculum Frameworks for Physical Education and Health in Grades K-8.**

The Task Force recognizes that research is limited on the efficacy of child sexual abuse prevention programs. However, it is important for schools to implement programs that include an evidence-based curriculum representative of current best practices in the field of child sexual abuse prevention. A list of recommended programs is included in this guide.

The educational program should be aligned to the appropriate standards within the Health and Wellness strand of the Arkansas Curriculum Frameworks for Physical Education and Health in Grades K-8. The standards are available on the Arkansas Department of Education website: http://www.arkansased.org/divisions/learning-services/curriculum-and-instruction/frameworks/curriculum_categories/physical-education-and-health.

2. The program is culturally sensitive and adaptable for use within varying school contexts (age, race, gender, special needs, etc.).

The program should reflect the population being served. An individual's willingness to learn is inherently tied to the congruence of the educational materials being presented and the cultural values, beliefs, preferences and experiences of the individual. Educators should also be aware that some cultural beliefs might conflict with a sexual abuse curriculum. For example, some cultures hold a stringent belief that children should not question adults, and most sexual abuse prevention curricula teach children the right to say "no" to an adult's unwanted touch. Educators should be prepared to discuss these types of differences.

3. The program is developmentally appropriate for each grade level, K-5, and uses developmentally appropriate language and developmentally appropriate definitions of private body parts.

When teaching touching safety rules, educators will have to decide what terminology to use for private body parts. It is recommended that educators use anatomically correct names. For boys, the private body parts are the penis in the front and the buttocks, or bottom, in the back. For girls, the private body parts are the vulva, vagina, and breasts in the front and the buttocks, or bottom, in the back. Educators are discouraged to use euphemisms or other "nick names" for private body parts. By using the anatomically correct terms in a natural, matter-of-fact way, educators will help children learn to communicate accurately and unambiguously about their bodies and any touching problems they may have.

Some communities and schools will find these terms uncomfortable or difficult – especially with younger children. In those instances, it is recommended that educators refer to private body parts as "those parts of the body covered by a bathing suit." Educators will need to decide which approach is most appropriate for their classroom and community.

4. The program teaches children to recognize child sexual abuse (safe touches, unsafe touches, and unwanted touches).

Children must be taught the difference between safe touches (like hugs), unwanted touches (like tickling), and unsafe touches (fondling of their private parts). Evidence shows that children are able to clearly grasp these complex concepts (Finkelhor, 2009). Furthermore, researchers have shown that exposure to this type of information does not make children more likely to misinterpret appropriate physical contact or make false allegations.

5. The program teaches personal body rights and boundaries.

A major component of most sexual abuse prevention program is that children own and can control access to their bodies. Children are taught that there are appropriate times for an adult to

touch their bodies (like during a medical exam) but that the remainder of the time they have a right to say “no” to unsafe or unwanted touches.

6. The program uses a rules-based approach to personal safety, rather than a feelings-based approach.

Research indicates that young children are more successful in applying a rules-based, rather than a feelings-based, approach to safety. A child’s feelings about inappropriate touch can be confusing - especially if someone they like or love did the touching. The inappropriate touch may even feel pleasant to the child or they may enjoy the increased attention from an adult. The approach that teaches young children to use their feelings as a guide to determine whether a situation is unsafe has been proven ineffective. When children are taught to use a safety rule as the primary decision-making tool, they demonstrate a greater ability to recognize unsafe situations (Wurtele, Kast, Miller-Perrin, and Kondrick, 1989).

7. The program teaches the concept that inappropriate touch can occur with someone the child knows well or with someone the child has never met.

It is essential for educators to understand that approximately 90% of children who are victims of sexual abuse know their abuser and approximately 30% of children who are sexually abused are abused by family members. Only 10% of sexually abused children are abused by a stranger (Finkelhor, 2012). Since the majority of child molesters are people known to the child, the focus should not be overly centered on “stranger danger.”

Additional facts about sexual abuse: The younger the victim, the more likely it is that the abuser is a family member. Of those molesting a child under six, 50% were family members. Family members also accounted for 23% of those abusing children ages 12 to 17. Approximately 60% of children who are sexually abused are abused by people the family trusts (D2L.org, 2000).

8. The program equips children with specific skills to reduce their vulnerability to sexual abuse.

The program must teach children specific skills to avoid unsafe situations. It should teach them how to refuse approaches and invitations, how to break off interactions, and how to summon help. (Say “no,” get away and tell someone.)

9. The program encourages children to report sexual abuse and to keep reporting until someone takes action to help them. It should teach children how to identify trusted adults to tell.

The goal of sexual abuse prevention education is not only to teach resistance behavior, but also to promote disclosure of past abuse. The educational program may reach some children after abuse has already occurred so the program should encourage them to report any past abuse. Children may be afraid that disclosure will hurt others they love (not just the abuser). Often times, untrained adults will not believe a child’s disclosure or will not know how to handle the situation. Children should be taught to continue telling their story until someone takes action to help them stop the abuse. Additionally, children should be taught how to identify trusted adults who can help them in case they need to disclose abuse in the future.

- 10. The program involves children as active learning participants using stimulating and varied presentation materials that address different learning styles. Most importantly, the program provides opportunities for role-playing and allows children to rehearse the prevention strategies they are taught. The program includes visual aids that can be used to reinforce the concepts learned within the prevention program.**

Programs incorporating more active modes of teaching (modeling, rehearsal, and reinforcement) have resulted in greater gains in knowledge and skills than those employing a didactic approach. Resistance skill scores are higher when children participate in active-learning programs that provide multiple opportunities for children to practice the skills during the program (Davis & Gidycz, 2000).

- 11. The program includes more than one session; ideally, at least four sessions, and should be conducted annually, building on skills learned the previous year.**

In general, one-time presentations focused on personal safety, such as single puppet shows or video presentations, have been found to be ineffective in teaching children personal safety skills (Davis and Gidycz, 2000). "Dosage matters" and repeated exposure to cognitive and affective messages increase the likelihood of effecting change. The more sessions delivered, the greater the impact on children.

- 12. A child sexual abuse prevention program may be part of an overall health and safety program. The educational content may extend beyond a discussion of safe or unsafe touches and include topics such as assertiveness, decision making and problem solving skills.**

Schools often receive appeals to add content to their already-full curriculum. Certainly there is overlap in many of the skills that these programs teach—refusal, help seeking, emotion management, and decision-making. Sexual abuse prevention may be part of an overall, comprehensive health and safety program.

The Critical Elements of Professional Development for Educators and School Personnel:

- 13. Professionals delivering the prevention program have been trained to use the selected program.**

Due to the complexity of the issue, districts are encouraged, when possible, to select professional personnel who can specialize in the area of child sexual abuse prevention (such as counselors) rather than asking classroom teachers to assume the program as part of their everyday responsibilities.

Once districts have chosen a prevention program and the personnel who will deliver the program, it is important to seek appropriate training opportunities. Schools may choose to solicit training and ongoing support from outside agencies with expertise in child sexual abuse prevention that has been approved by the Arkansas Department of Education. Suggested vendors for this training and support are included in Attachment 3.

14. Instructors of the program understand the importance of confidentiality and mandated reporting issues. Instructors also inform children about mandated reporting issues.

School faculty and staff must understand that they are mandated reporters of suspected maltreatment and are required to call the child maltreatment hotline, 1-800-482-5964. At the same time, educators must understand the need to keep the child's information confidential except as required for reporting. Mandated reporter training is available on Arkansas IDEAS <http://ideas.aetn.org>. More information about the hotline is available at: <http://humanservices.arkansas.gov/Pages/Hotlines.aspx>.

When teaching sexual abuse prevention content, there is always the potential that a child will disclose that he or she is being abused. It is important to inform children that some things they say may have to be told to others in order to keep the child safe from further abuse.

15. Instructors delivering the prevention program have thorough knowledge of child sexual abuse and have received training on the topic and curricular program being used.

Training in the following areas is recommended for those delivering the program: (a) signs and symptoms of child sexual abuse; (b) short- and long-term effects on children; (c) facts and statistics about perpetrators; and (d) legal and ethical reporting responsibilities.

16. Instructors delivering the prevention program have been trained on how to respond appropriately to disclosures from children.

Once a child makes the decision to tell someone about maltreatment, the reaction of the person they tell may impact whether the child feels comfortable continuing to tell or whether the child shuts down. This training is particularly important for the professionals who are delivering the program. They must know how to respond in a manner that invites further disclosure and lets the child know he or she did the right thing to tell. Educators are encouraged to check the Arkansas IDEAS website, <http://ideas.aetn.org>, for professional development opportunities beyond the basic mandated reporter training.

17. All personnel at the school should receive training on talking to students about child sexual abuse prevention, effects of child sexual abuse on abused children, handling disclosures, and mandated reporting.

In order to create an overall environment of safety, ALL personnel at the school should be trained about child sexual abuse. The training should not be limited to only teachers and administrators. Children may disclose abuse at any time and with any adult they trust. All adults should learn to recognize signs of abuse and be prepared to handle a disclosure of abuse.

The Critical Elements of Parental and/or Guardian Involvement:

18. The program includes a component that encourages parental and/or caregiver involvement within the child sexual abuse prevention program.

The most effective prevention programs are those in which caregivers are actively involved (Topping & Barron, 2009). Children can be taught skills that will help protect them from

molesters, but they cannot be expected to always be able to protect themselves. Parents and caregivers need to be actively involved in creating a safe environment for their children. Some programs even encourage schools to host a parent meeting to inform them of the skills and information being taught to their children and to address any concerns the parents might have with this sensitive subject.

19. Take home materials on the subject are available for parents and/or guardians and reinforce the concepts being taught to the children in school.

This component should inform caregivers about child sexual abuse topics including, but not limited to, characteristics of offenders, grooming behaviors, how to discuss this topic with their children, how to report child abuse, and how to support their child and other children in the family when abuse has occurred.

The Critical Elements for Supporting Victims of Sexual Abuse and Their Caregivers:

20. Information and support should be provided to parents and/or guardians upon request if their child discloses sexual abuse.

Some parents may not know where to turn for support once their child has disclosed sexual abuse. Schools should be prepared to make referrals for support and treatment of the child. Some suggested resources are included in Attachment 3.

21. Support should be provided to district or school personnel upon request after making a report of sexual abuse of a child.

Having to report the sexual abuse of a child can be very stressful for the educator as well. Districts should provide supportive services to educators to help them deal with their own emotions regarding the situation. It is suggested that school personnel contact their own insurance provider regarding counseling or mental health services, which may be offered at no cost or minimal cost as part of their health insurance coverage.

References – Attachment 1

Critical Elements of Child Sexual Abuse Prevention Programs

- Davis, M. K., & Gidycz, C. A. (2000). Child sexual abuse prevention programs: A meta-analysis. *Journal of Clinical Child Psychology*, 29(2), 257–265.
- Finkelhor, David. "The Prevention of Childhood Sexual Abuse." *The Future of Children* Fall 19.2 (2009): 17-182. Print.
- Finkelhor, D. (2012). Characteristics of crimes against juveniles. Durham, NH: Crimes against Children Research Center.
- Topping, K. J., & Barron, I. G. (2009). School-based child sexual abuse prevention programs: A review of effectiveness. *Review of Educational Research*, 79, 431-463.
- Whealin, J. (2007-05-22). "Child Sexual Abuse". National Center for Post Traumatic Stress Disorder, US Department of Veterans Affairs.
- Wurtele, S. K., Kast, L., Miller-Perrin, C. L., & Kondrick, P. (1989). A comparison of programs for teaching personal safety skills to preschoolers. *Journal of Consulting and Clinical Psychology*, 57, 505–511.

Attachment 2

Recommended Child Sexual Abuse Prevention Programs Arkansas Task force for the Prevention Through Education of Child Sexual Abuse

Introduction

As stated in the September 2014 report from the Arkansas Task Force for the Prevention Through Education of Child Sexual Abuse, a listing of recommended programs for consideration by Arkansas school districts is provided. This listing should be considered an accompaniment to the guide, *Critical Elements of Child Sexual Abuse Prevention Programs*, written by the Task Force (Attachment 1). Each program has been reviewed and aligns with the majority of the critical elements. The list is not meant to be exhaustive and does not include all possible programs, but is a helpful starting place. Educators should evaluate all potential programs of instruction as to how closely programs align with the critical elements before the potential programs are used in the classroom.

Recommended Programs for Consideration

Childhelp Speak Up, Be Safe

www.childhelp.org/SpeakUpBeSafe

Phone: 480.922.8212

Designed for presentation to Grades 1-6

A possible resource for assistance with this program in Arkansas is the Children's Advocacy Centers of Arkansas at www.CACArkansas.org.

Committee for Children, Talking About Touching: Personal Safety for Pre/K–Grade 3

<http://www.cfchildren.org/child-protection/talking-about-touching.aspx>

Phone: 800.634.4449

Designed for presentation to Grades Pre/K-Grade 3

A possible resource for assistance with this program in Arkansas is the Centers for Youth and Families at www.centersforyouthandfamilies.org.

KidSafe

www.KidSafeFoundation.org

Phone: 855.844.SAFE (7233)

Designed for presentation to Grades Pre/K-5

Safe at Last

www.besafeatlast.com

Phone: 615.259.9055

Designed for presentation to Grades K-6

Note

Another resource for economical programs, which incorporate many of the critical elements as determined by the Task Force, is the publication sponsored by the National Sexual Violence Resource Center entitled *Child Sexual Abuse Prevention: Programs for Children* found at www.nsvrc.org.

Attachment 3

Recommended Prevention Program Vendors and Statewide Assistance Agencies Arkansas Task force for the Prevention Through Education of Child Sexual Abuse

Introduction

As stated in the September 2014 report from the Arkansas Task Force for the Prevention Through Education of Child Sexual Abuse, a listing of recommended prevention program vendors and statewide assistance agencies for optional contact by Arkansas school districts when implementing a child sexual abuse prevention program is provided. This listing should be considered an accompaniment to the guide, *Critical Elements of Child Sexual Abuse Prevention Programs*, written by the Task Force (Attachment 1). The list is a helpful starting place for resources. It is not meant to be exhaustive and does not include all possible sources of assistance. The following sources provide services free of charge or at minimal cost to school districts.

Recommended Sources

Arkansas Commission on Child Abuse, Rape, and Domestic Violence

www.accardv.uams.edu

Phone: 501-661-7975

Centers for Youth and Families

www.centersforyouthandfamilies.org

Phone: toll free 1.888.868.0023

Children's Advocacy Centers of Arkansas

www.CACArkansas.org

Phone: 501.286.1362

Community Mental Health Centers

<http://humanservices.arkansas.gov/Pages/servicesHome.aspx>

Crime Victims Reparations Board

<http://arkansasag.gov/programs/criminal-justice/crime-victim-reparations/>

Phone: 501.682.1020

University of Arkansas at Little Rock School of Social Work – MidSOUTH Training Academy

www.midsouth.ualr.edu

Phone: 501.569.3067

Arkansas Education Service Cooperatives

<http://www.arkansased.org/contact-us/education-service-cooperatives>



RICKEY NICKS
Superintendent

ADOLPHUS HICKS
Business Manager

EARLE SCHOOL DISTRICT

1401 3rd Street • P.O. Box 637 • Earle, AR 72331
(870) 792-8486 • Fax (870) 792-8897




July 23, 2014

To Whom It May Concern:

This written communication serves as an assurance that all the standards and frameworks for ELA and Oral Communications will be taught in the new blended course that we are offering at Earle High School.

Sincerely,


Rickey Nicks,
Superintendent

BOARD OF DIRECTORS:

CHARLIE COX
President

SARAH JOHNSON
Vice President

ARTHUR BERRY
Secretary

CHARLIE COX
Member

APRIL 1
Member


Mr. Clinton Jones
Superintendent

Dr. Robert Allen
Assistant Superintendent



HUNTSVILLE SCHOOL DISTRICT

P.O. Box F
570 West Main St.
Huntsville, AR 72740
479-738-2011



Dear Ms. Sherri Thorne:

The Saint Paul High School has requested permission to embed Oral Communications into the English 10 classroom during the 2014-15 school year. This letter is to verify that both the Common Core standards for English 10 and the Oral Communications standards will be taught in the course. I am confident that the instructor will do an excellent job fusing the two courses and establishing high expectations for all students in the embedded classroom.

Please contact me if there are further questions regarding this request.

Thank you.

A handwritten signature in black ink, appearing to read 'Clint Jones', with a long horizontal flourish extending to the right.

Clint Jones, Superintendent

RECEIVED

AUG 14 2014

CURRICULUM, ASSESSMENT
& RESEARCH UNIT

Thomas Coy (ADE)

From: Jerry Newton <newton.jerry@poyenschool.com>
Sent: Thursday, August 14, 2014 11:59 AM
To: Thomas Coy (ADE); Dennis Emerson
Subject: Letter of Assurance OC/ELA Application

Mr. Thomas Coy
Ar. Dept. of Education
401 Capitol Mall, Room 301B
Little Rock, Ar. 72201

Mr. Coy:

This letter of assurance is for the Poyen School District. I assure that all student learning expectations in the English 1 and Oral Communications classes will be embedded into the new class and will be taught in the new course. Please let me know if there is anything else needed and we will be happy to get it to you.

Sincerely,

Jerry Newton

--

Jerry R. Newton
Poyen Public Schools
Superintendent
14296 Hwy 270
Poyen, AR 72128
newton.jerry@poyenschool.com
Office: 501-332-8884
Fax: 501-332-8886

ARKANSAS DEPARTMENT OF EDUCATION RULES GOVERNING KINDERGARTEN THROUGH 12TH GRADE IMMUNIZATION REQUIREMENTS IN ARKANSAS PUBLIC SCHOOLS

~~May 2010~~

1.0 PURPOSE

- 1.01 The purpose of these rules is to establish the requirements and procedures for governing Kindergarten through 12th grade immunization requirements in Arkansas Public Schools.
- 1.02 Immunizations against poliomyelitis, diphtheria, tetanus, pertussis, red (rubeola) measles, mumps, rubella, varicella (chickenpox), *haemophilus influenza* type b, hepatitis B, hepatitis A, meningococcal, and pneumococcal, and other communicable diseases have resulted in a dramatic decrease in the incidence of these diseases in Arkansas. However, these diseases continue to occur in childcare facilities, schools, and colleges and universities. A requirement that children and students furnish proof that they have immunity against certain communicable diseases will reduce the potential for an outbreak of these diseases.

2.0 REGULATORY AUTHORITY

- 2.01 The following Rules governing Kindergarten through 12th grade immunization requirements in Arkansas Public Schools are duly adopted and promulgated by the Arkansas State Board of Education pursuant to the authority expressly conferred by the laws of the State of Arkansas including, without limitation, Ark. Code Ann. § 20-7-109, Ark. Code Ann. § 6-18-702, Ark. Code Ann. §§ 6-60-501 – 504, and Ark. Code Ann. § 20-78-206.

3.0 REQUIREMENTS

- 3.01 Except as otherwise provided in these rules, no child shall be admitted to a public ~~or charter~~ school of this state who has not been immunized against poliomyelitis, diphtheria, tetanus, pertussis, red (rubeola) measles, rubella, mumps, hepatitis B, hepatitis A, meningococcal disease and varicella (chickenpox) (See Table I.), as evidenced by an immunization record from a licensed physician or a public health department acknowledging the immunization.
- 3.02 The requirements for entry into school are:
 - 3.02.1 Kindergarten: At least four doses of Diphtheria/Tetanus/Acellular Pertussis (DTaP), Diphtheria/Tetanus/Pertussis (DTP), or Diphtheria/Tetanus (DT pediatric) vaccine; at least three doses of Polio vaccine; two doses of MMR (measles, mumps, and rubella) vaccine; three doses of Hepatitis B vaccine; one dose of Hepatitis A; and two doses of Varicella (chickenpox) vaccine ~~without accepting history of disease in lieu~~

~~of receiving Varicella vaccine.~~ A medical professional's [medical doctor (MD), advanced practice nurse (APN), doctor of osteopathy (DO), or physician assistant (PA)] history of disease may be accepted in lieu of receiving Varicella vaccine. No self or parental history of varicella disease will be accepted (See Table I). Exception: If a student has previously received two doses of measles, one dose of mumps and one dose of rubella before January 1, 2010, the doses will be accepted as compliant to immunization requirements and 2 MMRs are not required.

3.02.2 1st through 12th grade: At least three or four doses of Diphtheria/Tetanus/Acellular Pertussis (DTaP), Diphtheria/Tetanus/Pertussis (DTP), Diphtheria/Tetanus (DT-pediatric), Tetanus/Diphtheria (Td-adult) or Tetanus/Diphtheria/Acellular Pertussis (Tdap-adult) and one dose of Tdap for ages 11 years (as of September 1st each year) and older or 3 doses for unvaccinated persons 7 years of age or older (including persons who cannot document prior vaccination); at least three doses of Polio vaccine; two doses of MMR (measles, mumps, and rubella) vaccine, ~~and an appropriate series of Hepatitis B vaccine~~ two or three doses of Hepatitis B vaccine; two doses of Hepatitis A for First Grade; two doses of varicella vaccine; and one or two doses of Meningococcal vaccine with one dose for 7th grade and a second dose of Meningococcal vaccine at age 16 years (as of September 1st each year). However, if the first dose of Meningococcal vaccine is administered at age 16 years or older, no second dose is required; or if not vaccinated prior to age 16 years, one dose is required. A medical professional's [medical doctor (MD), advanced practice nurse (APN), doctor of osteopathy (DO), or physician assistant (PA)] history of disease may be accepted in lieu of receiving Varicella vaccine. No self or parental history of varicella disease will be accepted. (See Table I). Exception: If a student has previously received two doses of measles, one dose of mumps and one dose of rubella before January 1, 2010, the doses will be accepted as compliant to immunization requirements and 2 MMRs are not required.

3.02.3 7th grade: In addition to the vaccines requirements listed under 1st through 12th grade, one dose of ~~Tdap vaccine if applicable (See Table I) and one or two doses of Varicella (chickenpox) vaccine.~~ A parent/guardian or physician history of disease may be accepted in lieu of receiving Varicella vaccine. Meningococcal vaccine (See Table I.)

3.03 Every child must have received all of the vaccines, be in-process of receiving needed doses listed in Table 1, show proof that they have a letter from the Arkansas Department of Health approving serology as proof of immunity, or applied for an exemption for those vaccines he or she has not received in order to continue attendance in a public school. If the child does not meet the immunization requirements for entering a public school, refer the child to a medical authority (private doctor or health department) for immunization or consultation.

~~3.03~~ 3.04 A facility may temporarily admit a child provided that the child becomes appropriately immunized, is in-process of receiving the needed doses of vaccine, or shows proof that they have applied for an exemption for those vaccines he/she has not received within thirty (30) calendar days after the child's original admission or by October 1st for Tdap and Meningococcal at age 11 and 16 years respectively. "In process" means the student has received at least one dose of the required immunizations and is waiting the minimum time interval to receive the additional doses. When a student is admitted who is in the process of completing the required minimum immunizations, the facility shall require each student to complete the required doses on schedule. A written statement from a public health nurse or private physician stating that the student is in process and containing a date when he/she must return for the next immunization shall be in the student's file. If a student does not produce documentation of additional immunizations per the schedule or show proof that they have applied for an exemption from the immunization requirements, they must be excluded from the facility until documentation is provided. The immunization series does not need to be restarted as each dose of vaccine counts toward the minimum requirements.

~~3.04~~3.05 School officials should evaluate the immunization status of all children in their facilities. Table I is used to determine if the child meets the immunization requirements to enter school.

~~3.05~~3.06 School boards, superintendents, and principals shall be responsible for enforcing immunization requirements with respect to kindergarten through grade 12 (K-12) within public schools.

4.0 DOCUMENTATION FOR IMMUNIZATION OR PROOF OF IMMUNITY

4.01 The following documentation of immunizations is required:

4.01.1 ~~All schools may use the Arkansas Immunization/Health Record as a standard form for recording immunization information. Entities may order the form from the Arkansas Department of Health.~~ Immunization records may be stored on a computer database, such as the Arkansas Public School Computer Network (APSCN). A copy of the original source document or a copy from the immunization provider's medical record shall be placed in a permanent file. The immunization record printed off the statewide immunization registry with the Official Seal of the State of Arkansas is considered an official immunization record and is approved for placement in a permanent file as source documentation. It shall be the responsibility of the entity to maintain a list of individuals not appropriately immunized and a list of individuals with medical, religious or philosophical exemptions.

4.01.2 The only proof of immunizations to be accepted shall be an immunization

record provided by a licensed physician, health department, military service, or an official record from another educational institution in Arkansas, acknowledging the same, stating the vaccine type and dates of vaccine administration must be provided and entered on the school record. Terms such as “up-to-date”, “complete”, “adequate”, etc. are not to be accepted as proof of immunization.

4.02 The following documentation for proof of immunity is required:

4.02.1 Serologic testing is only applicable to Hepatitis B virus, Measles, Mumps, Rubella and Varicella. Any individual who has immunity to a vaccine-preventable disease Hepatitis B, Measles, Mumps, Rubella and/or Varicella as documented by appropriate serological testing shall not be required to have the vaccine for that disease.

4.02.2 A copy of the serological test should be submitted to the Arkansas Department of Health, Immunization Section, along with a letter requesting that the serological test be accepted as proof of immunity in lieu of receiving vaccine for the disease indicated on the serological test. After review by the Medical Director, Immunization Section, a letter indicating approval or denial will be sent to ~~both~~ the individual, parent, or guardian and the school and it will be that person's responsibility for informing the school. For approvals, annual approval is not required and a copy of the letter should be placed in the student's permanent file. For denials, the student must receive the required immunization or request an exemption.

4.03 An individual who has lost his/her immunization records or whose serology test results are unavailable shall be properly immunized for those diseases or will be required to show proof that they have applied for an exemption for those vaccines he/she has not received.

5.0 EXEMPTIONS

5.01 General Requirements

5.01.1 Exemptions shall be granted only by the Department of Health.

5.01.2 Individuals shall complete an annual application for medical, religious, and philosophical exemptions.

5.01.3 A notarized statement by the individual requesting the exemption must accompany the application.

5.01.4 All individuals requesting an exemption must complete an educational component developed by the Department of Health that includes

information on the risks and benefits of vaccinations.

5.01.5 All individuals must sign an “informed consent” form provided by the Department of Health that includes:

5.01.5.1 A statement of refusal to vaccinate;

5.01.5.2 A statement of understanding that at the discretion of the Department of Health the non-immunized child or individual may be removed from the applicable facility (for 21 days or longer) during an outbreak if the child or individual is not fully vaccinated; and

5.01.5.3 A statement of understanding that the child or individual shall not return to the applicable facility until the outbreak has been resolved and the Department of Health approves the return.

5.02 Medical Exemptions

5.02.1 Only a letter issued by the Medical Director, Immunization Section of the Arkansas Department of Health, stating the vaccine or vaccines for which a child/student is exempt is to be accepted as a valid medical exemption by the school. Statements from private physicians are not to be accepted by the school without this letter. In addition to the general requirements found in section 5.01, the Immunization Section’s standard form for medical exemptions must be submitted to the Immunization Section. This form is available from the Immunization Section of the Department of Health upon request.

5.03 Religious Exemptions

5.03.4 In addition to the general requirements found in section 5.01, the Department of Health, Immunization Section’s standard form for religious exemptions must be submitted to the Immunization Section. This form is available from the Immunization Section upon request.

5.04 Philosophical Exemptions

5.04.1 In addition to the general requirements found in section 5.01, the Department of Health Immunization Section’s standard form for philosophical exemptions must be submitted to the Immunization Section. This form is available from the Immunization Section upon request.

6.0 EXCLUSION FROM FACILITIES

6.01 Public ~~and Charter~~ Schools

6.01.1 Each facility must maintain an accurate and current list of all exempt and deficient individuals. Individuals who are exempt or deficient (except those who have had the disease as verified by appropriate serological testing) will be excluded from the facility if the Department of Health determines that a possibility of disease transmission exists. The exempt or deficient child or individual shall not return to the facility (for 21 days or longer) until the possibility of disease transmission has been controlled and the Department of Health approves the return.

7.0 REPORTING REQUIREMENTS

7.01 In order to identify areas where additional emphasis is needed and to measure levels of immunization compliance, the Arkansas Department of Health will conduct annual ~~surveys and on-site immunization record audits~~ assessments in schools. The entity's cooperation in completing these surveys and audits is required.

TABLE I
KINDERGARTEN THROUGH GRADE TWELVE IMMUNIZATION
REQUIREMENTS*

| Vaccine ► ----- ---- Grade ▼ | Diphtheria, Tetanus, Pertussis (DTP/DT/Td/DTaP/Tdap) | Polio (OPV – Oral or IPV – Inactivated) | MMR***** (Measles, Mumps, and Rubella) | Hep B | <u>Meningococcal</u> <u>(MCV4)</u> | Varicella | Hepatitis A |
|---|--|---|--|----------------------------------|---|---|---|
| Kindergarten | 4 doses (with 1 dose on or after 4 th birthday) | 3 doses (with 1 dose on or after 4 th birthday) with a <u>minimum interval of 6 months between the 2nd and 3rd dose</u> <u>OR</u> 4 doses with 1 dose on or after 4 th birthday and a <u>minimum interval of 6 months between the 3rd and 4th dose.</u> A child who has received 4 or more doses of polio vaccine does not have to have a dose after the 4th birthday. | 2 doses (with dose 1 on or after 1 st birthday and dose 2 at least 28 days after dose 1) | 3 doses | <u>None</u> | 2 doses (with dose 1 on or after 1 st birthday and dose 2 at least 28 days after dose 1) No *****A <u>medical professional history of disease will be accepted in lieu of vaccine.</u> | <u>1 dose on or after 1st birthday</u> |
| Grades 1 – 12 | 34 doses (with 1 dose on or after 4 th birthday) | 3 doses (with 1 dose on or after 4 th birthday with a <u>minimum</u> | 2 doses (with dose 1 on or after 1 st birthday) | 2** or 3*** doses (11-15 year | <u>Second dose at age 16 years (as of September 1st each year)</u> | 12 doses (with dose 1 on or after 1 st birthday and dose 2 | <u>Grade 1 only: 2 doses with one dose on or after</u> |

| | | | | | | | |
|---------|---|---|---|--|--|--|---|
| | <p><u>AND</u></p> <p><u>1 dose of Tdap for ages 10 years (as of September 1st each year) and older</u></p> <p><u>OR</u></p> <p><u>3 doses ***** for persons 7 years of age or older who are not fully vaccinated (including persons who cannot document prior vaccination)</u></p> | <p><u>interval of 6 months between the 2nd and 3rd dose)</u></p> <p><u>OR</u></p> <p><u>4 doses with 1 dose on or after 4th birthday and a minimum interval of 6 months between the 3rd and 4th dose.</u></p> <p>A child who has received 4 or more doses of polio vaccine does not have to have a dose after the 4th birthday.</p> | <p>and dose 2 at least 28 days after dose 1)</p> | <p>olds could be on a 2-dose schedule)</p> | <p><u>with a minimum interval of 8 weeks since 1st dose</u></p> <p><u>OR</u></p> <p><u>1 dose if not vaccinated prior to age 16 years (If first dose is administered at age 16 years or older, no second dose is required.)</u></p> | <p><u>at least 28 days after dose 1)</u></p> <p><u>OR</u></p> <p>*****A medical professional parent/guardian or physician history of disease may be accepted in lieu of receiving vaccine.</p> | <p><u>1st birthday and at least 6 months from the first dose</u></p> |
| Grade 7 | <p><u>34 doses (with 1 dose on or after 4th birthday)</u></p> <p><u>and</u></p> <p><u>1 dose of Tdap, if applicable****</u></p> <p><u>OR</u></p> <p><u>3 doses***** for persons 7 years of age or older who are not fully immunized (including persons who</u></p> | <p><u>3 doses (with 1 dose on or after 4th birthday with a minimum interval of 6 months between the 2nd and 3rd dose)</u></p> <p><u>OR</u></p> <p><u>4 doses with 1 dose on or after 4th birthday and a minimum interval of 6 months between the 3rd and 4th</u></p> | <p>2 doses (with dose 1 on or after 1st birthday and dose 2 at least 28 days after dose 1)</p> | <p>2** or 3*** doses (11-15 year olds could be on a 2-dose schedule)</p> | <p><u>1 dose</u></p> | <p>1 or 2 doses (Depends on age: One (1) dose is required if given at less than 13 years of age. Two (2) doses, separated by 28 days, are required if dose 1 is given at or greater than 13 years of age.) (with dose 1 on or after 1st birthday and dose 2 at</p> | |

| | | | | | | | |
|--|---|--|--|--|--|---|--|
| | <u>cannot document prior vaccination)</u> | <u>dose.</u> A child who has received 4 or more doses of polio vaccine does not have to have a dose after the 4th birthday. | | | | <u>least 28 days after dose 1)</u> OR *****A <u>parent, guardian or physician medical professional history of disease may be accepted in lieu of receiving vaccine.</u> | |
|--|---|--|--|--|--|---|--|

*Doses of vaccine required for school entry may be less than the number of doses required for age-appropriate immunization.

**An alternative two-dose hepatitis B schedule for 11-15 year-old children may be substituted for the three-dose schedule. Only a FDA-approved alternative regimen vaccine for the two-dose series may be used to meet this requirement. If you are unsure if a particular child's two-dose schedule is acceptable, please contact the Immunization Section for assistance at 501-661-2169.

*** 3rd dose of hepatitis B should be given at least 8 weeks after the 2nd dose, at least 16 weeks after the 1st dose, and it should not be administered before the child is 24 weeks (168 days) of age. (All 3rd doses of hepatitis B vaccine given earlier than 6 months of age before 6/21/96 are valid doses and should be counted as valid until 6/21/2014.)

****~~A 5-year interval between Td and Tdap vaccine can be administered regardless of the interval since the last tetanus and diphtheria toxoid-containing vaccine. is encouraged to reduce the risk of local and systemic adverse reactions. The interval between Td and Tdap may be shorter than 5 years (but not less than 2 years) if protection from pertussis is needed.~~

***** Exception: If a student has previously received two doses of measles, one dose of mumps and one dose of rubella before January 1, 2010, the doses will be accepted as compliant to immunization requirements and 2 MMRs are not required.

***** A medical professional is a medical doctor (MD), advanced practice nurse (APN), doctor of osteopathy (DO), or physician assistant (PA). No self or parental history of disease will be accepted.

***** For unvaccinated persons 7 years of age and older (including persons who cannot document prior vaccination), the primary series is 3 doses. The first two doses should be

separated by at least 4 weeks, and the third dose at least 6 months after the second. One of these doses (preferably the first) should be administered as Tdap and the remaining two doses administered as Td.

Vaccine doses administered up to 4 days before the minimum interval for age can be counted as valid for doses already administered. Exception: the minimum interval between doses of live vaccines (such as MMR and Varicella) must be 28 days.

If the child does not meet the immunization requirements for entering school, the school shall refer the child to a medical authority (private doctor or health department) for immunization or consultation for when the immunization is due.

CERTIFICATION

~~This is to certify that the foregoing Rules Governing Kindergarten through 12th-Grade Immunization Requirements in Arkansas Public Schools were adopted by the Arkansas State Board of Education at a regular session of said Board held in Little Rock, Arkansas, on the 10th day of May, 2010 to be effective August 2010.~~

~~Secretary~~
~~Arkansas State Board of Education~~

~~The foregoing Rules, copy having been filed in my office, are hereby approved on this ____ day of _____, 2010.~~

~~Mike Beebe~~
~~Governor~~

**SUMMARY OF PROPOSED CHANGES TO THE ARKANSAS DEPARTMENT
OF EDUCATION, SPECIAL EDUCATION AND RELATED SERVICES,
PROCEDURAL REQUIREMENTS AND PROGRAM STANDARDS,
SECTION 18.00 RESIDENTIAL PLACEMENT**

- 18.03.4 The definition of “Student without disabilities” was revised to include students who have not been identified as disabled in accordance with the Individuals with Disabilities Education Act, 20 U.S.C. § 1400 et seq. (IDEA) and Ark. Code Ann. § 6-41-202 et seq., including any student not previously enrolled in an Arkansas public school but who meets the residency requirements of Ark. Code Ann. § 6-18-202 upon entering the residential facility and enrolls in the resident district.
- 18.03.5 The definition of “Student with disabilities” was revised to more accurately reflect the definition included in the IDEA and Ark. Code Ann. § 6-41-202, et seq., of a student needing special education and related services (inclusive of those presently receiving services) age 3 to 21 who qualifies as disabled under the Individuals with Disabilities Education Act, 20 U.S.C. § 1400 et seq. and Ark. Code Ann. § 6-41-202 et seq.
- 18.03.6 The definition of “Residential placement in state” was revised to include additional facilities licensed as Intermediate Care Facilities for the Mentally Retarded (ICFMR) by the Arkansas Department of Human Services.

Public Comments and Agency Responses – Special Education 18.00 Residential

| Date | Respondent | Comment | ADE Response |
|---------------|-------------------|--|--|
| July 30, 2014 | Mary Cameron, BLR | Regulation 18.04.3.4 does not include the requirement in Ark. Code Ann. 6-20-107(b)(1)(A) and (B) that the juvenile qualifies as disabled under the individuals with Disabilities Education Act (DEA) at the time of placement and that payment is required by the DEA. | Comment considered. Ark. Code Ann. 6-20-107(b)(1) applies to out-of-state facilities only. The IDEA language is not included in 6-20-107(c) which addresses in-state facilities. Section 18.04.3.4 is regarding students without disabilities in in-state facilities so the IDEA language was not included. No changes were made in response to this comment. |
| | | Regulation 18.04.3.4(B) and (C) used “program” instead of “educational program” (See Ark. Code Ann. 6-20-107(b)(2) and (3)). | Comment considered. “Program” has been replaced with “educational program” in 18.04.3.4(B) and (C). |
| | | Regulation 18.04.3.5 omitted the lesser of the normal and customary education cost reimbursement rate of the state in which a juvenile is placed in an out-of-state residential or inpatient facility as determined by the department (See Ark. Code Ann. 6-20-107(d)(2)). | Comment considered. The omitted language from Ark. Code Ann. 6-20-107(d)(2) has been added to 18.04.3.5. |

ARKANSAS DEPARTMENT OF EDUCATION
SPECIAL EDUCATION AND RELATED SERVICES
18.00 REGULATIONS GOVERNING RESIDENTIAL PLACEMENT
~~Rev. January 2013~~ 2014

18.01 REGULATORY AUTHORITY

18.01.1 These regulations shall be known as Arkansas Department of Education ~~regulations allocating public school funds for the education of residentially placed students and defining educational services in such placements~~ Regulations Governing Residential Placement.

18.01.2 These regulations are enacted pursuant to the State Board of Education's authority under Ark. Code Ann. §§ 6-11-105, 6-41-202, 6-18-202, 6-20-104, and 6-20-107.

18.02 PURPOSE

18.02.1 It is the purpose of these regulations to allocate public school funds for the education of residentially placed students.

18.02.2 It is further the purpose of these regulations to define the educational services in such placements.

18.03 DEFINITIONS

18.03.1 In addition to the definitions provided in Section 2.00 of these Regulations, the following definitions apply specifically to this Section 18.00.

~~18.03.2 DHS Department of Human Services~~

18.03.32 Juvenile - a person who is eighteen (18) years old or ~~less~~younger.

18.03.43 Juvenile Detention Facility (JDF) - Any facility operated by a political subdivision of the State for the temporary care of juveniles alleged to be delinquent or adjudicated delinquent, and awaiting disposition, who require secure custody in a physically restricting facility. Under Ark. Code Ann. § 9-27-330(a)(11), such facility shall afford opportunities for education, recreation, and other rehabilitative services to adjudicated delinquents who may be ordered by the court to remain in the juvenile detention facility for an indeterminate period not to exceed ninety (90) days.

18.03.54 Student without disabilities - For purposes of these regulations, a student who has NOT been identified as disabled in accordance with the Individuals with Disabilities Education Act, 20 U.S.C. § 1400 et seq. (IDEA) and Ark. Code Ann. § 6-41-202 et seq., shall be considered nondisabled, including any student not previously enrolled in an Arkansas public school but who meets the residency requirements of Ark. Code Ann. § 6-18-202 upon entering the residential facility and enrolls in the resident district.

18.03.65 Student with disabilities - For purposes of these regulations, a student with a disability means a student ~~identified pursuant to the IDEA and Ark. Code Ann. § 6-41-202, et seq., as needing special education and related services (inclusive of those presently receiving services)~~ age 3 to 21 who qualifies as disabled under the Individuals with Disabilities Education Act, 20 U.S.C. § 1400 et seq. and Ark. Code Ann. § 6-41-202 et seq.

18.03.76 Residential placement in state - For purposes of these regulations, ~~such~~ residential placement in state means -

18.03.76.1 One of the following licensed facilities -

- A. Inpatient psychiatric treatment facilities licensed by the Arkansas Department of Human Services (DHS);
- B. Alcohol and drug treatment facilities licensed by the Arkansas Department of Human Services;
- C. Easter Seals of Arkansas in Little Rock; Intermediate Care Facilities for the Mentally Retarded (ICFMR) licensed by the Arkansas Department of Human Services; and
- D. Arkansas Pediatrics Facility in Pulaski County; Arkansas State Hospital.
- E. ~~Millcreek ICF MR in Fordyce~~
- F. ~~Brownwood ICF MR in Fort Smith.~~

18.03.76.2 ~~The facility~~ That has ~~an approved~~ a special

education component; ~~as granted~~ approved by the ADE, Special Education Unit, on an annual basis. Such placement does not include the Arkansas School for the Blind, the Arkansas School for the Deaf, or the Arkansas School for Mathematics, ~~and~~ Sciences and the Arts.

- 18.03.87 Residential Placement Out-of-State - For purposes of these regulations, when a student with disabilities is placed in a residential treatment facility outside the State of Arkansas, the special education component of such a facility must be approved by the ADE, Special Education Unit, and must be operating under the appropriate licensure of the state in which it is located.
- 18.03.98 Residency - Ark. Code Ann. § 6-18-202 establishes residency requirements for students attending public schools in the State of Arkansas. Students affected by this statute include both those with and without disabilities.

18.04 RESIDENTIAL PLACEMENT IN STATE - STUDENTS WITHOUT DISABILITIES

- 18.04.1 Assignment of responsibility.
 - 18.04.1.1 When a nondisabled student is placed for non-educational reasons in a residential treatment facility for treatment, the district where the residential treatment facility is located is the student's resident district. This district is responsible for educating the student.
 - 18.04.1.2 When a nondisabled student who is a ward of the State is placed in a residential treatment facility, the district where the facility is located is responsible for educating the student.
 - 18.04.1.3 When a nondisabled student is placed in a residential treatment facility for educational purposes by a parent or agent other than the school district, the parent or agent remains responsible for the education of the student.
- 18.04.2 Procedures for educational management.

- 18.04.2.1 Each school district must designate an individual who will be responsible for ensuring compliance with these regulations. This may be the district superintendent or a designee.
- 18.04.2.2 When a nondisabled student is placed in a residential facility, the facility must notify the responsible school district (superintendent or designee) within seven (7) calendar days of the student's admission. ~~The district's superintendent or designee should also be informed.~~

Failure of the facility to notify the responsible district in a timely fashion may result in loss of ADE approval of the residential treatment facility's special education program.

- ~~18.04.2.3 The district superintendent or designee shall convene a conference by a review team within seven (7) calendar days of notice by the residential treatment facility that the student is in a residential program. This conference may be conducted face-to-face or via a telephone call.~~
- ~~18.04.2.4 The review team shall be composed of, at a minimum, a representative from the district, and a representative from the residential treatment facility, and a DHS representative shall also be invited if the student is receiving services from one or more DHS Divisions.~~
- ~~18.04.2.5 The review team shall review information available on the student and determine whether a referral for consideration of eligibility for special education and related services is warranted.~~
- 18.04.2.63 The district where the facility is located remains responsible for ensuring that all children with disabilities from birth to 21 years within its jurisdiction and in need of special education and related services are identified, located and evaluated, regardless of the severity of their disability, pursuant to § 3.00 of State Special Education regulations. When the review team determines it is determined that the student should

be referred for consideration of eligibility for special education, a referral form must be completed and a referral conference conducted following the process in § 4.00 of State Special Education regulations.

~~18.04.2.7 — When the review team determines that the student should not be referred for consideration for special education and related services, it must identify the general educational and non-educational needs of the student.~~

~~18.04.2.8 — Based on the identified needs of the nondisabled student, the review team will determine and document where the educational program of the student will be implemented. The inter-linkage of the treatment program needs and educational programming must be discussed in reaching a decision on an appropriate educational setting.~~

~~18.04.2.9 — Should the local review team be unable to agree upon where the educational program of the student will be implemented, a determination must be requested from the state level review panel. Requests for a determination from the state level review panel shall be submitted in writing to the Administrator, Dispute Resolution Associate Director, ADE Special Education Unit.~~

~~18.04.2.10 — From the time of the request for a state level review until a determination is made, the student will remain in his/her present educational setting.~~

~~18.04.2.11 — The state level review panel will be composed of three (3) persons: one (1) from the ADE, one (1) from DHS and the third will be the Coordinator of the Behavior Intervention Consultant Network or other appropriate ADE staff one (1) person selected by the Associate Director of the ADE Special Education Unit.~~

~~18.04.2.12 — Within 30 calendar days of receipt of the written request, the state level review panel shall convene, review all information and render a final decision as to where the education program of the student will be implemented. The panel may extend~~

~~the process by an additional 15 days should
circumstances warrant.~~

~~18.04.2.13 The state level review panel's decision will be
considered final, will be rendered in writing and
will be sent to the local review team for
implementation.~~

18.04.3 Assignment of costs.

18.04.3.1 For nondisabled students, "educational costs" are limited to only those costs incurred for direct educational instruction of the student.

18.04.3.2 All other services provided for the student are considered non-educational and are not reimbursable under these regulations. Such other costs will be borne by DHS, Medicaid, private insurance, the parent or by any combination thereof.

~~18.04.3.3 Residential treatment facilities must submit a bill to the school district for educational costs only. The invoice must be itemized to reflect the specific services provided. Invoices must be submitted to the school district in a timely manner in order for the district to seek reimbursement from the ADE, Special Education Unit~~

18.04.4 Funding.

18.04.4.1 A local school district may ~~access funds through~~ request reimbursement from the ADE, Special Education Unit for ~~reimbursement for the~~ educational costs ~~on~~ of nondisabled students placed in residential treatment facilities.

~~18.04.4.2 The maximum amount a district may be reimbursed on a per student basis for actual educational costs will be the Formula Foundation Aid times 2.00.~~

18.04.4.32 The local school district shall not be responsible for educational costs exceeding ~~it's the maximum~~ reimbursement rate for ~~those~~ nondisabled students receiving educational services in a residential treatment facility, as determined by the ADE.

18.04.4.43 When the requests for reimbursement exceed the amount of funds available, the reimbursement will be prorated.

18.04.5 Extended School Year Services (ESY).

18.04.5.1 There is no provision for extended school year (educational) services to nondisabled students when schools are not in session. This applies to nondisabled students in residential placements, as well as their nondisabled peers who attend the local public school. Therefore, there is no need for a district to convene a review team during the summer months when school is not in session.

18.04.5.2 Residential treatment facilities cannot bill school districts for educational services provided to nondisabled students during the summer months.

18.05 RESIDENTIAL PLACEMENT IN STATE - STUDENTS WITH DISABILITIES

18.05.1 Assignment of responsibility.

18.05.1.1 For students with disabilities in state-operated ~~facilities (such as the~~ Human Development Centers), the facility is responsible for procedural safeguards and the provision of FAPE.

18.05.1.2 When a student with a disability is placed for non-educational reasons in a residential treatment facility for treatment, the district where the facility is located is the student's resident district. The district shall be responsible for procedural safeguards and the provision of FAPE.

18.05.1.3 When a student with a disability who is a ward of the state is placed in a residential treatment facility, the district where the residential treatment facility is located is responsible for educating the student.

18.05.1.4 When a student with a disability is placed in a residential treatment facility for educational purposes by a school district, the placing district remains responsible for procedural safeguards and

the provision of FAPE.

18.05.1.5 When a student with a disability is placed in a residential treatment facility for educational purposes by a parent or agent other than the school district, the parent may petition the district where the student permanently resides (home district, usually that of the student's parent or guardian) for provision of procedural safeguards and FAPE.

18.05.2 Procedural safeguards.

18.05.2.1 The procedural safeguards specified in § 9.00 of these regulations shall be followed.

18.05.3 Assignment of costs.

18.05.3.1 The State Department of Education, a public school district, or an open-enrollment charter school shall not be liable for any education costs associated with the placement of a juvenile in an in-state residential or inpatient facility for any care and treatment, including psychiatric treatment, unless:

- A. The Department authorizes public payment for educational costs based on a determination that the educational program and facilities are appropriate for the juvenile and the Department has approved the facility's education program; and
- B. Each program authorization precedes the placement.
- C. If the program is not authorized prior to the placement, the Department, public school districts, or open-enrollment charter schools shall not be responsible for education or other related costs, nor shall they be subject to any order to pay for educational or other related costs.

18.05.3.2 The liability of the Department, a public school district, or an open-enrollment charter school for the educational costs or other related costs shall be

limited to -

- A. The reimbursement rate established by the Department for a juvenile placed in a residential or inpatient facility.

18.05.3.3 For identified students with disabilities, those costs defined as being educational in accordance with the IDEA will be borne by the district responsible for provision of procedural safeguards and FAPE. For students in state-operated facilities Human Development Centers, the facility assumes those costs.

18.05.3.4 All other costs will be borne by either DHS, Medicaid, private insurance, the parent, or by any combination thereof.

18.05.4 Funding.

18.05.4.1 A School districts may ~~be reimbursed~~ request reimbursement for the educational costs of students with disabilities, ~~including those in school districts not qualifying for any State Equalization Aid~~, who have been placed in approved residential treatment facilities, as defined by the ADE, Special Education Unit.

~~18.05.4.2 The maximum amount to be reimbursed to a district on a per student basis is the amount equal to the product of the Formula Foundation Aid times 2.10, regardless of the setting in which the education is provided. (For example, there may be instances where the student resides in a residential treatment facility but attends the public school for educational purposes.)~~

18.05.4.3 When the requests for reimbursement exceed the amount of funds available, the reimbursement will be prorated.

18.05.5 Extended School Year Services (ESY).

18.05.5.1 Not all students with disabilities receiving educational services in residential placement will be

eligible for or in need of ESY services.

18.05.5.2 Determination of student eligibility for ESY services is made by the resident school district based on the regulations governing ESY in §19.00 of these regulations.

104. 18.05.6 This section shall not apply to a juvenile placed in an Arkansas juvenile detention facility as defined in Ark. Code Ann. § 6-20-

18.06 RESIDENTIAL PLACEMENT OUT-OF-STATE - CHILDREN WITH DISABILITIES

18.06.1 Assignment of responsibility.

18.06.1.1 When a student with a disability is placed in a residential treatment facility for educational purposes by a school district, the placing school district remains responsible for procedural safeguards and the provision of FAPE.

18.06.1.2 When a student with a disability is unilaterally placed in a residential facility for educational purposes by a parent or agent other than the school district, the parent may petition the school district where the student permanently resides (home school district, usually that of the student's parent or guardian) for ~~consideration~~ of the provision of procedural safeguards and FAPE.

18.06.1.3 In accordance with the Interagency Agreement between the ADE and DHS, when a child with a disability is a ward of the state and is placed in a residential treatment facility outside the boundaries of the State of Arkansas, the ADE is responsible for procedural safeguards and FAPE.

18.06.2 Procedural safeguards.

18.06.2.1 The procedural safeguards specified in § 9.00 of these regulations shall be followed.

18.06.3 Assignment of costs.

- 18.06.3.1 The Department of Education, a public school district, or an open-enrollment charter school shall not be liable for any educational costs or other related costs associated with the placement of a juvenile in an out-of-state residential or inpatient facility for any care and treatment, including psychiatric treatment, unless:
- A. At the time of placement:
 - 1. The juvenile qualifies as disabled under the Individuals with Disabilities Education Act, 20 U.S.C. §1400 et seq.; and
 - 2. Payment is required under the Individuals with Disabilities Education Act;
 - B. The Department authorizes public payment for educational costs based on a determination that the educational program and facilities are appropriate for the juvenile and the Department has approved the facility's education program; and
 - C. Each program authorization precedes the placement.
 - 1. If the program is not authorized prior to placement, the department, public school districts, or open-enrollment charter schools shall not be responsible for education or other related costs, nor shall they be subject to any order to pay for educational or other related costs.

- 18.06.3.2 Nothing in this section shall be construed to require payment by the Department, a public school district, or an open-enrollment charter school for education costs and other related costs associated with the placement of a juvenile in an out-of-state residential or inpatient facility for any care or treatment, including psychiatric treatment,

prior to April 7, 2005.

18.06.3.3 For identified students with disabilities, those costs defined as being educational in accordance with the IDEA will be borne by the district/agency responsible for provision of procedural safeguards and FAPE.

18.06.3.4 All other costs will be borne by either DHS, Medicaid, private insurance, the parent or by any combination thereof.

18.06.3.5 The liability of the Department, a public school district, or an open-enrollment charter school for the educational costs or other IDEA related costs shall be limited to the lesser of -

- A. The reimbursement rate established by the Department for a juvenile placed in a residential or inpatient facility; or,
- B. The normal and customary educational cost reimbursement rate of the state in which a juvenile is placed in an out-of-state residential or inpatient facility as determined by the Department.

18.06.4 Funding.

18.06.4.1 A School districts may request reimbursement for the educational costs of a student with disabilities placed in an approved residential treatment facility located outside the boundaries of Arkansas. Reimbursement may be used to fund the cost of such placement incurred by a school district.

~~18.06.4.2 Reimbursement for this cost to the district will be calculated on the basis of Ark. Code Ann. §6-20-107(d)(2).~~

18.06.4.3~~2~~ When requests for reimbursement exceed the amount of funds available, the reimbursement will be prorated.

18.06.5 Extended School Year Services (ESY).

- 18.06.5.1 Not all students with disabilities receiving educational services in residential placement will be eligible for or in need of ESY services.
- 18.06.5.2 Determination of student eligibility for ESY services is made by the resident school district/agency based on the regulations governing ESY in §19.00 of these regulations.

18.07 JUVENILE DETENTION FACILITIES

18.07.1 General.

- 18.07.1.1 For the purposes of these regulations, juvenile detention facilities are designated as approved residential treatment facilities.
- 18.07.1.2 Students detained in a juvenile detention facility for nine (9) days or less.
 - A. The juvenile detention facility and the district where the juvenile detention facility is located are designated as responsible for educating the student consistent with federal and state laws for any period of time the student is being detained in the facility.
 - B. The resident district of a student who is being detained in a juvenile detention facility shall work cooperatively with the juvenile detention facility and the district where the juvenile detention facility is located to provide the student with the curriculum, textbooks, or other materials necessary to educate the student for the first nine (9) days that the student is being detained in the facility either awaiting adjudication or pursuant to court order.
 - C. The resident district shall keep the student enrolled in the district for the first nine (9) days that the student is being detained in the facility.

- D. The juvenile detention facility must provide the student's resident school district a weekly attendance record for each of that district's students in the facility, regardless of length of stay.

18.07.1.3 Students detained in a juvenile detention facility for ten (10) days or more.

- A. The juvenile detention facility and the district where the juvenile detention facility is located are designated as responsible for educating the student consistent with federal and state laws for any period of time the student is being detained in the facility.
- B. The district where the juvenile detention facility is located shall work cooperatively with the juvenile detention facility to provide the student with the curriculum, textbooks, or other materials necessary to educate the student.
- C. Immediately upon receiving notice that a student has been detained in a juvenile detention facility for ten (10) days or more, the resident district shall drop the student from enrollment.

18.07.1.4 The resident district of a student who is being detained in a juvenile detention facility is designated as responsible for the timely transfer of a student's educational records to the district where the juvenile detention facility is located upon notification by the court or district where the facility is located of the student's placement in a juvenile detention facility.

18.07.2 Educational services for nondisabled students.

18.07.2.1 In order to be eligible for public school funds, each juvenile detention facility must provide the following educational services for nondisabled students -

- A. The teachers employed by the juvenile detention facility must hold a valid teaching license from the Arkansas Department of Education.
- B. The maximum teacher/student caseload must be 1 to 15 without a paraprofessional and 1 to 24 with a full time paraprofessional.
- C. The juvenile detention facility must provide instruction that addresses the State's Curriculum Standards and educational skills needed by students and appropriately address the age ranges and the abilities of the students in the facility.
- D. The juvenile detention facility must provide appropriate instructional and supplemental materials and media as are needed to enhance student instruction. Such materials include, but are not limited to, reference materials, dictionaries, maps, reading materials, and computer enhanced instructional software and/or internet access.
- E. The juvenile detention facility must provide planned instructional time in each school day averaging not less than six (6) hours per day or thirty (30) hours per week.

18.07.2.2 A school district which receives a student after attendance at a juvenile detention facility shall not use absences incurred as a result of detention as a basis for denial of credit.

18.07.3 Educational services for disabled students.

18.07.3.1 In order to be eligible for public school funds, each jurisdictional school district and juvenile detention facility must provide the following educational services for disabled students -

- A. FAPE consistent with the student's IEP.
- B. The teacher, employed by the JDF or local

school district, who is implementing the IEP of a student with a disability must either -

1. Hold a valid teaching license as a special education teacher, or
2. Meet the qualifications in §18.07.2.1A above and implement the IEP in collaborative consultation with licensed special education personnel.

C. The procedural safeguards specified in these regulations shall be followed for those students identified as disabled and for those suspected of being disabled.

18.07.4 Funding for students in juvenile detention facilities.

18.07.4.1 The resident district of a student detained in a juvenile detention facility for nine (9) days or less shall continue to receive funding based on the student's enrollment (average daily membership) in the district for those nine (9) days or less for the costs of providing educational services to students in the facility in cooperation with the juvenile detention facility and the district where the facility is located.

18.07.4.2 The juvenile detention facility may receive reimbursement from the local school district in which the facility is located for the costs of providing educational services to students in the facility, based upon the following -

- A. For nondisabled students, educational costs are costs incurred for direct educational instruction and include salaries and benefits of teachers and paraprofessionals, staff development costs and substitute pay.
- B. For students with disabilities under the IDEA, educational costs include all costs incurred in the provision of FAPE.

- C. For students suspected of having disabilities as defined by the IDEA, educational costs shall include costs incurred in the evaluation process.
- 18.07.4.3 The juvenile detention facility and the local school district in which the juvenile detention facility is located must jointly determine the education costs incurred by the facility.
- 18.07.4.4 The local school district in which the juvenile detention facility is located must reimburse the juvenile detention facility for educational costs incurred up to an amount not to exceed the Formula Foundation Aid, times the approved student capacity of the facility.
- 18.07.4.5 If the juvenile detention facility and the local school district cannot agree on an amount for reimbursement, either entity may appeal to the ADE for a final decision.
- 18.07.4.6 The ADE must reimburse local school districts which have juvenile detention facilities on a quarterly basis based upon the district requesting such reimbursements.
 - A. The quarterly reimbursement amount will be determined by dividing the amount identified in §18.07.4.43 by four (4).
 - B. Should costs decrease, the local school district in which the facility is located must notify the ADE, Special Education Unit within thirty (30) days of revised costs.
 - C. Any adjustments to reimbursements will be made in the fourth (4th) quarter.
- 18.07.4.7 The jurisdictional local school district may request reimbursement for the costs of educational services provided to students in juvenile detention facilities and incurred by the local school district.
- 18.07.4.8 The juvenile detention facility must provide

the jurisdictional local school district a quarterly attendance record for each student in the facility, regardless of length of stay.

18.08 JUVENILE TREATMENT CENTERS (FORMERLY KNOWN AS SERIOUS OFFENDER PROGRAMS)

18.08.1 It shall be the responsibility of each juvenile treatment center to report the attendance of its students in the education program by providing quarterly attendance reports to the Department of Human Services, Division of Youth Services (DYS). DYS will provide the quarterly attendance information to the Arkansas Department of Education. Funding will be disbursed to DYS in support of education services within DYS juvenile treatment centers based upon a legislative appropriation for this purpose.

**ARKANSAS DEPARTMENT OF EDUCATION
RULES GOVERNING
COLLEGE AND CAREER READINESS PLANNING PROGRAMS
July 2011**

1.00 REGULATORY AUTHORITY

- 1.01 These regulations are enacted pursuant to the authority contained in Ark. Code Ann. §§ 6-11-105, 6-15-441, 6-16-601 *et seq.*, 25-15-201 *et seq.*, and ~~Act 879 of 2011~~ Act 1073 of 2013.

2.00 PURPOSE

- 2.01 The purpose of these rules is to establish guidelines for the implementation of:
- 2.01.1 the Arkansas College and Career Readiness Planning Program; and
- 2.01.2 Postsecondary preparatory programs in Arkansas.

3.00 DEFINITIONS

For purposes of these rules, each term below shall be defined as follows:

- 3.01 “ACT” means the American College Test.
- 3.02 “College readiness assessment” means a test ~~of student educational development~~ that measures student readiness for postsecondary learning and is administered pursuant to these Rules or is used by institutions of higher education as part of their admissions, placement, and scholarship processes.
- 3.02.1 “College readiness assessment” includes without limitation the EXPLORE, PLAN, and PSAT assessments.
- 3.03 “College readiness benchmark” means the minimum score on a college readiness assessment in mathematics, English, or reading indicating that a student has a high probability of success in entry level postsecondary education.
- 3.03.1 College readiness benchmarks shall be determined jointly by the Arkansas Higher Education Coordinating Board and the State Board of Education.
- 3.04 “Department” means the Arkansas Department of Education.

- 3.05 “Designated College Readiness Course” means a regular instructional course taken during a student’s senior year of high school that is designated by:
- 3.05.1 Local school officials to assist in the improvement of a student’s placement test scores for mathematics, English language arts, or reading; or
 - 3.05.2 The Department of Education and the Department of Higher Education as an appropriate course for college readiness.
- 3.06 “Eligible student” means a public school student in Arkansas who:
- 3.06.1 Is enrolled in or has completed any of grades eight through eleven (8-11) and has not yet begun grade twelve (12);
 - 3.06.2 Is identified through a college readiness assessment as scoring below a college readiness benchmark in mathematics, English, or reading;
 - 3.06.3 Receives the counseling required under Section 4.05 of these Rules; and
 - 3.06.4 Desires to enroll in postsecondary education.
- 3.07 “EXPLORE” means the pre-ACT assessment designed to help students in grade eight (8) explore a broad range of options for their future and focus not only on high school coursework but also on post-high school choices as well.
- 3.08 “Placement test” means a test for entrance to postsecondary education that is either approved by the State Board of Education, or designated by the Department of Higher Education.
- 3.08.1 For the purpose of these Rules, “Placement test” includes without limitation the ACT.
- 3.09 “PLAN” means the pre-ACT assessment for students in grade ten (10) used to help a student focus attention on improved academic achievement, career preparation, and planning for post-high school years.
- 3.10 “Postsecondary preparatory program” means an intensive program approved under these Rules that is focused on preparing students for entry-level postsecondary work in the areas of mathematics, English, and reading based on identified needs for college enrollment and placement.
- 3.11 “PSAT” means the Preliminary SAT/National Merit Scholarship Qualifying Test that provides practice for the SAT Reasoning Test and gives students

feedback on individual strengths and weaknesses on college readiness skills.

4.00 COLLEGE AND CAREER READINESS PLANNING PROGRAM – IMPLEMENTATION

- 4.01 Each public school that serves students in grade eight (8) shall administer EXPLORE to each student enrolled in grade eight (8) at the public school.
- 4.02 Each public school that serves students in grade ten (10) shall administer PLAN or the PSAT to each student enrolled in grade ten (10) at the public school.
- 4.03 Funding for the college readiness assessments listed in Sections 4.01 and 4.02 of these Rules may be provided by the Department using at-risk funding or other funds appropriated and authorized for this purpose.
- 4.04 Each public school district shall use the college readiness assessments:
 - 4.04.1 To assist students with college and workforce readiness skills, course selection in high school, and improved academic achievement;
 - 4.04.2 To identify students who do not meet the college readiness benchmarks in mathematics, English, or reading; and
 - 4.04.3 To provide the basis for the counseling concerning postsecondary preparatory programs as required by Section 4.05 of these Rules and Ark. Code Ann. § 6-16-603.
- 4.05 Each public school district shall ensure that every student identified under Section 4.04.2 is counseled by a public school counselor and strongly encouraged to enroll in a postsecondary preparatory program approved under these Rules.
- 4.06 The public school district shall make every reasonable effort to involve parents or guardians in student counseling and placement of students.
- 4.07 Each public school shall fully incorporate the results from the college readiness assessments into the college and career planning process for each student. The ADE shall monitor the utilization of these assessments to ensure public school compliance.

5.0 POSTSECONDARY PREPARATORY PROGRAMS – APPROVAL

- 5.01 No later than September 30, 2011, and no later than May 1 of each year thereafter, any of the listed entities may submit to the Department an

application for authorization to operate a postsecondary preparatory program in Arkansas:

5.01.1 One or more school districts;

5.01.2 One or more institutions of higher education; or

5.01.3 A partnership of one or more school districts and one or more institutions of higher education.

5.02 An application for authorization shall include:

5.02.1 A list of the participating school district[s] or institution[s] of higher education;

5.02.2 The number and location of sites at which postsecondary preparatory programs will be offered;

5.02.3 A program description, including identification of the curriculum, content guides, and instructional materials to be utilized;

5.02.4 Staffing and instructor qualifications;

5.02.5 Program schedules;

5.02.6 Guidelines for admission to the postsecondary program, including program eligibility requirements and selection criteria;

5.02.6.1 Admission guidelines should address whether and how the program will admit 12th grade students under Section 6.03 of these Rules;

5.02.7 Disciplinary policies which will govern participants; and

5.02.8 Attendance requirements for participants.

5.03 The Department may approve an application for authorization after:

5.03.1 Determining that the application meets the criteria established by these Rules and Ark. Code Ann. § 6-16-601 *et seq.*;

5.03.2 Reviewing evidence of the postsecondary preparatory program's past performance and success, as reported under Section 9.0;

5.03.3 Reviewing the postsecondary preparatory program's past compliance with these Rules with Ark. Code Ann. § 6-16-601 *et seq.*, and with other relevant state or federal law; and

- 5.03.4 Giving priority for approval to postsecondary preparatory programs operated by partnerships between one or more school districts and one or more institutions of higher education.
- 5.04 Authorization of an approved postsecondary preparatory program may be for a term defined by the Department of no more than one (1) year.
- 5.05 A postsecondary preparatory program shall not receive authorization under these Rules unless the postsecondary preparatory program files an annual application with the Department and the application is approved.
- 5.06 Content guides utilized by a postsecondary preparatory program must be approved by the Department and must:
 - 5.06.1 Include the curricular goals in each content area; and
 - 5.06.2 State clearly how the program goals will be met.
 - 5.06.3 Postsecondary preparatory programs may utilize content guides developed by outside parties with the Department's approval.

6.0 POSTSECONDARY PREPARATORY PROGRAMS – ENROLLMENT

- 6.01 An eligible student may enroll in and attend a postsecondary preparatory program at any time between:
 - 6.01.1 The first day of school after July 1 of the year in which the student first enters grade eight (8); and
 - 6.01.2 The first day of school after July 1 of the year in which the student first enters grade twelve (12).
- 6.02 An eligible student shall receive priority for enrollment in a postsecondary preparatory program if the eligible student qualifies for free and reduced price meals under the National School Lunch Act, 42 U.S.C. § 1751 *et seq.*, as verified by a signed Free and Reduced Price School Meals Family Application on file with the entity administering the postsecondary preparatory program.
 - 6.02.1 If the postsecondary preparatory program is administered by an entity other than the student's home district, the program shall furnish a Free and Reduced Price School Meals Family Application to the student solely for the purpose of determining eligibility under this section.
 - 6.02.2 No public school district, public school, or charter school may disclose any student's eligibility for free and reduced price meals to any other entity, including a public school district or institution

of higher education administering a postsecondary preparatory program.

6.02.3 A postsecondary preparatory program may disclose a student's eligibility for free and reduced price meals to the Department.

6.03 Notwithstanding the requirements of Section 6.01, if space and funding are available after all eligible students who applied to attend a postsecondary preparatory program are enrolled, the Department may permit a postsecondary preparatory program to enroll a student in grade twelve (12) or a high school graduate if the student or graduate:

6.03.1 Scores below college readiness benchmarks on a college readiness assessment or placement test; and

6.03.2 Will enroll in the postsecondary preparatory program no later than three (3) months after graduating from an Arkansas high school.

6.04 An eligible student, or a student enrolled under Section 6.03, may enroll in one (1) or more of the curriculum areas in which the student has scored below the college readiness benchmark as identified by college readiness assessments.

7.0 POSTSECONDARY PREPARATORY PROGRAMS – OPERATION

7.01 A postsecondary preparatory program approved under these Rules shall:

7.01.1 Provide advice that will better prepare eligible students for entry-level postsecondary work in the areas of mathematics, English, and reading;

7.01.2 Improve diagnostic efforts, counseling, placement, and instruction for eligible students;

7.01.3 Provide intensive remedial instruction to eligible students enrolled in the postsecondary preparatory program in one (1) or more of the following curriculum areas:

7.01.3.1 Mathematics;

7.01.3.2 English; and

7.01.3.3 Reading;

7.01.4 Effectively use college readiness assessments to monitor the progress of participants in the postsecondary preparatory program; and

- 7.01.5 Use innovative teaching and learning strategies that are designed to be effective with participants in the postsecondary preparatory program.
- 7.02 Remedial instruction provided by an approved postsecondary preparatory program shall:
 - 7.02.1 Consist of a minimum of twenty-five (25) hours or more of instruction for each curriculum area offered;
 - 7.02.2 Conform to content guides as approved by the Department, in consultation with the Department of Higher Education;
 - 7.02.3 Conform to individualized plans developed for each student;
 - 7.02.4 Be offered in classes containing no less than ten (10) students and no more than fifteen (15) students; and
 - 7.02.5 Be offered on one or more days from Monday through Saturday, during any hours that participants are not required to attend public school.
- 7.03 A postsecondary preparatory program approved under these Rules shall use instructors with appropriate content knowledge and specialized training developed by the Department of Education for instructors of developmental education.
 - 7.03.1 A postsecondary preparatory program may use an instructor who does not hold an Arkansas teaching license only if the non-licensed instructor works together with an instructor who holds a current Arkansas teaching license.
 - 7.03.2 Instructors must hold one (1) of the following:
 - 7.03.2.1 A current Arkansas secondary teaching license in the field to be taught;
 - 7.03.2.2 A bachelor's degree with an undergraduate major in the field to be taught; or
 - 7.03.2.3 A graduate degree in the field to be taught.
 - 7.03.3 Instructors who will assist students with diagnosed reading problems must hold or be eligible to hold a current Arkansas teaching license with the Reading Specialist or Reading endorsement.

7.03.4 Instructors shall attend scheduled in-service training administered by the Department.

7.04 An Arkansas public high school shall award one (1) unit of credit as an elective for successfully completing a postsecondary preparatory program under these Rules.

7.04.1 The unit of credit awarded under this section shall not count toward the minimum number of credits required by law for high school graduation.

8.0 POSTSECONDARY PREPARATORY PROGRAMS – FUNDING

8.01 The Department may provide funding for approved postsecondary preparatory programs from at-risk funding or other funds appropriated and authorized for this purpose.

8.01.1 The Department shall give priority for funding to postsecondary preparatory programs operated by partnerships between one or more school districts and one or more institutions of higher education.

8.01.2 Funding provided by the Department may be used by a postsecondary preparatory program only for those costs directly related to the proper administration of the program, including without limitation administrative costs, stipends, instructional materials, and site operational costs.

8.01.3 Funding provided by the Department may not be used to purchase tangible personal property if the property has:

8.01.3.1 A useful life of more than one (1) year; and

8.10.3.2 An acquisition cost of \$300 or more per unit.

8.01.4 Any balance of funds provided by the Department and remaining at the conclusion of the program term shall be returned to the Department.

8.02 The opportunity to participate in a postsecondary preparatory program under these Rules shall not be interpreted as mandating the Department to fund postsecondary preparatory programs at a cost in excess of the funds appropriated and authorized in the Public School Fund for this purpose.

8.03 An Arkansas public school district may use National School Lunch student categorical funding received under Ark. Code Ann. § 6-20-2305 to operate or support an approved postsecondary preparatory program, subject to the planning and reporting requirements of the Department's

Rules Governing the Monitoring of Arkansas Comprehensive School Improvement Plans (ACSIP).

- 8.04 A postsecondary preparatory program shall not receive funding from the Department unless the postsecondary preparatory program files an annual application with the Department and the application is approved.

9.0 POSTSECONDARY PREPARATORY PROGRAMS – EVALUATION

- 9.01 A postsecondary preparatory program approved under these Rules shall document evidence of its performance and the success of its participants.
- 9.02 Within ninety (90) days of the end of the approval term specified under Section 5.04 of these Rules, each approved postsecondary preparatory program shall submit the following data in a form and manner approved by the Department:
- 9.02.1 The total number of participants and the number of participants in each grade level;
- 9.02.2 The number of participants who were eligible for free and reduced-price meals under the National School Lunch Act;
- 9.02.3 The total number of participants in each curriculum area identified in Section 7.01.3;
- 9.02.4 The progress of participants monitored in the postsecondary preparatory program through the use of college readiness assessments;
- 9.02.5 The number of participants who enrolled in the postsecondary preparatory programs and:
- 9.02.5.1 Scored lower than the statewide minimum scores established by the Arkansas Higher Education Coordinating Board for college placement; or
- 9.02.5.2 Scored at or higher than the statewide minimum scores established by the Arkansas Higher Education Coordinating Board for college placement;
- 9.02.6 Student-specific data for each individual participant, including:
- 9.02.6.1 Name, gender, grade level, identification number, and other identification data specified by the Department;

- 9.02.6.2 Free and reduced lunch status;
- 9.02.6.3 Curriculum area(s) in which the student enrolled;
and
- 9.02.6.4 Placement test scores;
- 9.02.7 Daily attendance;
- 9.02.8 The final percentage of participants meeting the attendance requirements contained in the program's application;
- 9.02.9 An itemization of the source and amount of all funds expended to support the approved postsecondary preparatory program; and
- 9.02.10 An itemization of the source, payee, amount, and purpose of all expenditures made from funds provided by the Department or by any Arkansas public school district.
- 9.03 The Department, in collaboration with the Department of Higher Education, shall collect and analyze the data reported by approved postsecondary preparatory programs under Section 9.02.
 - 9.03.1 The Department shall store all student data in the Arkansas Public School Computer Network.
 - 9.03.2 The Department shall present its data analysis in the annual school performance reports required by Ark. Code Ann. § 6-15-1402.
- 9.04 The Department shall annually release to the General Assembly the following data:
 - 9.04.1 The number and type of postsecondary preparatory programs approved;
 - 9.04.2 For each approved postsecondary preparatory program, the public school district[s] and/or institution[s] of higher education operating the postsecondary preparatory programs approved;
 - 9.04.3 The amount of funding the Department distributed to each postsecondary preparatory program; and
 - 9.04.4 The data collected from each approved postsecondary preparatory programs under Section 9.02, after removing any personally identifiable student information as required by the Family Educational Rights and Privacy Act of 1974.

- 9.05 Data collection shall be maintained by the Department for the purpose of:
 - 9.05.1 Increasing college and career readiness skills;
 - 9.05.2 Improving instruction;
 - 9.05.3 Enhancing school improvement plans;
 - 9.05.4 Reducing the college remediation rates of students; and
 - 9.05.5 Developing and implementing postsecondary preparatory programs under these Rules.
- 9.06 The Department shall report to the House Committee on Education and the Senate Committee on Education no later than December 31 of each year on the:
 - 9.06.1 Implementation and effectiveness of the Arkansas College and Career Readiness Planning Program; and
 - 9.06.2 Statistical analysis of postsecondary preparatory programs under these Rules.
 - 9.06.3 The report may be posted on the Department of Education's website with a notification to the Committees.

10.0 PLACEMENT TESTS

- 10.01 An Arkansas public school student enrolled in grade eight (8) or grade ten (10) may take a placement test at no cost to the student at a date, time, and location set by the State Board of Education.
 - 10.01.1 Each public school district shall use the placement test scores to identify every student who scores below the statewide minimum scores established by the Arkansas Higher Education Coordinating Board for mathematics, English, or reading.
 - 10.01.2 Each public school district shall ensure that every student identified pursuant to Section 10.01.1 is counseled by a public school counselor and strongly encouraged to enroll in a Designated College Readiness Course.
- 10.02 Each public school district shall ensure that every Arkansas public school student enrolled in grade eleven (11) is advised by a public school counselor of the opportunity under Section 10.03 to take a placement test during grade twelve (12) at no cost to the student.

- 10.03 An Arkansas public school student enrolled in grade twelve (12) may take a placement test at no cost to the student at a date, time, and location set by the State Board of Education if:
- 10.03.1 The student successfully completes a postsecondary preparatory program; and
 - 10.03.2 The student is enrolled in a Designated College Readiness Course.
- 10.04 At the request of a student, the student's placement test score will be made available to and will be accepted by and recognized toward meeting enrollment requirements of state-supported colleges, universities, and postsecondary vocational schools in Arkansas.
- 10.05 Availability of placement tests under Sections 10.01 and 10.03 shall be dependent on the availability of funds appropriated and authorized for that purpose.

Public Comments and Agency Responses – ADE Rules Governing College and Career Readiness Planning Programs

| Date | Respondent | Comment | ADE Response |
|-------------|--|--|--|
| 8/13/2014 | Ms. Lori Mitchell, Arch Ford Education Service Cooperative | <p>4.01 - Each public school that serves students in grade eight shall administer EXPLORE to each student enrolled in grade eight at the public school.</p> <p>4.02 - Each public school that serves students in grade ten shall administer PLAN or PSAT to each student in grade ten at the public school.</p> <p>It is my understanding that ACT, Inc. is offering EXPLORE and PLAN for the last time this school year (2014-2015). ACT is replacing EXPLORE and PLAN with the ACT Aspire System that is a suite of tests for grades 3-11, similar to the PARCC assessments. For those of us who use the EXPLORE and PLAN assessments to get students and parents thinking about career interest areas, high school course planning and college entrance requirements the product ACT will be providing in the future will not meet our needs, nor the purpose of this ADE rule.</p> | <p>Comment considered. The language from the rules referenced in the public comment is taken from Ark. Code Ann. § 6-15-441. The revision to the proposed rules was directed toward bringing the current rules in compliance with a revision made necessary by Act 1073 of 2013, specifically to the revised definition of “college readiness assessment.” The Arkansas General Assembly will meet in January 2015. The Arkansas General Assembly may elect to revise Ark. Code Ann. § 6-15-441 at that time. The ADE will review more substantive revisions to these rules following the 2015 Legislative Session.</p> |

Public Comments and Agency Responses – ADE Rules Governing College and Career Readiness Planning Programs

| | | | |
|-----------|--|--|---|
| 8/22/2014 | Mr. Tripp Walter, Arkansas Public School Resource Center | 7.01.5 Define “Innovative” | Comment considered. The language from the rules referenced in the public comment is taken verbatim from Ark. Code Ann. § 6-16-602(a)(6). The revision to the proposed rules was directed toward bringing the current rules in compliance with a revision made necessary by Act 1073 of 2013, specifically to the revised definition of “college readiness assessment.” The Arkansas General Assembly will meet in January 2015. The Arkansas General Assembly may elect to revise Ark. Code Ann. § 6-16-602 at that time. The ADE will review more substantive revisions to these rules following the 2015 Legislative Session. Additionally, applicants for the program may describe, within the application itself, those aspects of the program they consider innovative. |
| | | 7.02.3 Include minimum expectations of individual plan | Comment considered. It is difficult, by administrative rule, to set forth minimum expectations of individual plans for remedial instruction. The needs of each individual student may be vastly different and the programs should have flexibility to formulate plans based upon the specific, individual needs of each student. |
| | | 7.02.5 Specify if transportation must be provided for students who qualify under the Free/Reduced Lunch Application. | Comment considered. The Arkansas Department of Education does not believe it is necessary to mandate the provision of transportation services in this administrative rule. The law and rules allow school districts to use national school lunch categorical funding to operate and support a postsecondary preparatory program, but do not appear to require the provision of transportation services. |

Public Comments and Agency Responses – ADE Rules Governing College and Career Readiness Planning Programs

| | | | |
|--|--|--|--|
| | | 7.03.1 Can schools with licensure waivers substitute HQT for licensed teacher? | Comment considered. The language from the rules referenced in the public comment is taken verbatim from Ark. Code Ann. § 6-16-602(a)(4)(A)-(B). It appears that schools would need a waiver from Ark. Code Ann. § 6-16-602 and these rules in order to substitute HQT for a licensed teacher. |
| | | 7.04.1 Add: will count as local credit | Comment considered. The language from the rules referenced in the public comment is taken verbatim from Ark. Code Ann. § 6-16-606(a)-(b). |

ARKANSAS DEPARTMENT OF EDUCATION
RULES GOVERNING THE CALCULATION OF MISCELLANEOUS FUNDS
~~NOVEMBER 14, 2011~~ JULY 2014

1.0 Authority PURPOSE

1.1 ~~The Arkansas State Board of Education's authority for promulgating these Rules is pursuant to Ark. Code Ann. §§ 6-20-2301 et seq., 6-20-2503, and Act 266 of 2011. These rules shall be known as the Arkansas Department of Education Rules Governing the Calculation of Miscellaneous Funds.~~

1.2 ~~These Rules shall be known as the Arkansas Department of Education Rules Governing the Calculation of Miscellaneous Funds (Rules). The purpose of these rules is to provide the process and procedures necessary to calculate the miscellaneous funds used in both state foundation funding aid and bonded debt assistance calculations.~~

2.0 Purpose AUTHORITY

2.1 ~~The purpose of these Rules is to define the procedures for the calculation of miscellaneous funds to be used in calculating both state foundation funding aid and bonded debt assistance. The Arkansas State Board of Education promulgated these rules pursuant to the authority granted to it by Ark. Code Ann. §§ 6-11-105, 6-20-2301 et seq., 6-20-2501 et seq., and Act 322 of 2013.~~

3.0 DEFINITIONS

~~For purposes of these Rules, the following terms mean:~~ As used in these rules:

3.1 ~~"miscellaneous funds" as used in calculating state foundation funding and bonded debt assistance for public school districts is the average of funds collected in the five (5) school years immediately preceding the previous school year, that were received by a school district from federal forest reserves, federal grazing rights, federal mineral rights, federal impact aid, federal flood control, wildlife refuge funds, severance taxes in lieu of taxes, and from local sales and use taxes for capital improvements dedicated to education under § 26-74-201 et seq., § 26-74-301 et seq., § 26-75-301 et seq., and the Local Government Bond Act of 1985, § 14-164-301 et seq., and multiplied by the ratio of the uniform rate of tax to the school district's total millage rate in effect as of January 1 of the fiscal year prior to the current funding year. "Bonded Debt Assistance" means an amount of state financial aid provided to an eligible school district under Ark. Code Ann. § 6-20-2503.~~

3.2 ~~"School year" is the year beginning July 1 of one calendar year and ending June 30 of the next calendar year. "Foundation Funding" means an amount of money specified by the General Assembly for each school year to be expended by school districts for the provision~~

of an adequate education for each student as that amount is established in Ark. Code Ann. § 6-20-2305.

3.3 “State foundation funding aid” is the amount of state financial aid provided to each school district and computed as the difference between the foundation funding amount established by the General Assembly and the sum of ninety-eight percent (98%) of the uniform rate of tax multiplied by the property assessment of the school district plus the miscellaneous funds of the school district. “Miscellaneous Funds” means funds received by a school district from federal forest reserves, federal grazing rights, federal mineral rights, federal impact aid, federal flood control, wildlife refuge funds, severance taxes, in lieu of taxes, and local sales and use taxes dedicated to education under Ark. Code Ann. §§ 26-74-201 et seq., 26-74-301 et seq., 26-75-301 et seq., and the Local Government Bond Act of 1985, 14-164-301 et seq.

3.4 “State Foundation Funding Aid” means the amount of state financial aid provided to a school district under Ark. Code Ann. § 6-20-2305(a)(1).

4.0 Procedures for the Calculation of Miscellaneous Funds CALCULATION

4.01 4.1 The Calculation of state foundation funding aid for public school districts uses miscellaneous funds listed in 3.01 of these Rules calculated pursuant to § 6-20-2303 (11). For the purpose of making an initial calculation of state foundation funding aid, the Department of Education shall calculate the miscellaneous funds of a school district or open-enrollment public charter school as the aggregate amount of miscellaneous funds a school district or open-enrollment public charter school received in the calendar year immediately preceding the beginning of the current school fiscal year, and for a school district, this amount is multiplied by the ratio of the URT to the school district's total millage rate in effect as of January 1 of the calendar year in which the school district received the miscellaneous funds.

4.02 4.2 The calculation of bonded debt assistance for public school districts uses miscellaneous funds listed in 3.01 of these Rules calculated pursuant to § 6-20-2503 (4) as amended by Act 266 of 2011. Prior to the end of the fiscal year, for a school district or open-enrollment public charter school that receives initial state foundation funding aid in the current school fiscal year and receives an aggregate amount of miscellaneous funds during the calendar year in which the current school fiscal year began that is less than the aggregate amount of miscellaneous funds the school district or open-enrollment public charter school received in the calendar year immediately preceding the beginning of the current school fiscal year, the department shall increase state foundation funding aid by an amount equal to the difference between the amount of miscellaneous funds calculated for the calendar year in which the current school fiscal year began and the amount of miscellaneous funds calculated for the calendar year immediately preceding the beginning of the current school fiscal year. The foundation funding amount under Ark. Code Ann. § 6-20-2305(a)(2) shall not be

exceeded by virtue of a school district or open-enrollment public charter school receiving this additional state foundation funding aid.

~~4.03 4.3~~ If a school district did not receive funds from a category of miscellaneous funds listed in 3.01 of these Rules during the most recent school year used to calculate the five-year average, then previous collections from that category of miscellaneous funds shall not be included in the five-year average calculation of miscellaneous funds used in the calculation of state foundation funding aid and bonded debt assistance. Prior to the end of the fiscal year, for a school district or open-enrollment public charter school that receives initial state foundation funding aid in the current school fiscal year and receives an aggregate amount of miscellaneous funds during the calendar year in which the current school fiscal year began that is more than the aggregate amount of miscellaneous funds the school district or open-enrollment public charter school received in the calendar year immediately preceding the beginning of the current school fiscal year, the department shall decrease state foundation funding aid by an amount equal to the difference between the amount of miscellaneous funds calculated for the calendar year in which the current school fiscal year began and the amount of miscellaneous funds calculated for the calendar year immediately preceding the beginning of the current school fiscal year.

~~4.04 4.4~~ The calculation of miscellaneous fund shall be an annual calculation. For the calculation of bonded debt assistance the Department of Education shall calculate the miscellaneous funds of a school district as the aggregate amount of miscellaneous funds a school district received in the calendar year immediately preceding the beginning of the current school fiscal year multiplied by the ratio of the URT to the school district's total millage rate in effect as of January 1 of the calendar year in which the school district received the miscellaneous funds.

5.0 PROCESS AND PROCEDURES

5.1 For the fiscal year 2013-2014 calculation of state foundation funding aid:

5.1.1 In accordance with 4.1 of these rules for the initial calculation of state foundation funding aid, the calendar year immediately preceding the beginning of the current school fiscal year is calendar year 2012 and the school district's total millage rate is the total millage rate effective as of January 1, 2012.

5.1.2 In accordance with 4.2 of these rules, the calendar year in which the current school fiscal year began is 2013 and the school district's total millage rate is the total millage rate effective as of January 1, 2013.

5.2 For the fiscal year 2014-2015 calculation of state foundation funding aid:

5.2.1 In accordance with 4.1 of these rules for the initial calculation of state foundation funding aid, the calendar year immediately preceding the beginning of the current school fiscal year is calendar year 2012 and the school district's total millage rate is the total millage rate effective as of January 1, 2012.

5.2.2 In accordance with 4.2 and 4.3 of these rules, the calendar year in which the current school fiscal year began is 2014 and the school district's total millage rate is the total millage rate effective as of January 1, 2014.

5.3 For fiscal year 2015-2016 and for subsequent fiscal years, the calculation of state foundation funding aid is in accordance with 4.1, 4.2, and 4.3 of these rules.

5.4 In accordance with 4.4 of these rules for the fiscal years 2013-2014 and 2014-2015, in the calculation of bonded debt assistance the calendar year immediately preceding the beginning of the current school fiscal year is calendar year 2012 and the school district's total millage rate is the total millage rate effective as of January 1, 2012.

5.5 For fiscal year 2015-2016 and for subsequent fiscal years, the calculation of bonded debt assistance is in accordance with 4.4 of these rules.

Public Comments and Agency Responses – ADE Rules Governing the Calculation of Miscellaneous Funds

| Date | Respondent | Comment | ADE Response |
|-----------|--|--|---|
| 8/25/2014 | Mr. Tripp Walter, Arkansas Public School Resource Center | 3.0 There is not a definition of “federal impact aid” provided in the Rules. Absent such a definition, it is possible for schools which do not receive local millage collections to be unduly penalized in the dollar-for-dollar offset against state foundation funding aid used by the Department in determining the final amount of state foundation funding aid. | Comment considered. The language of the rule referred to in this public comment is taken verbatim from Ark. Code Ann. § 6-20-2303(11). Federal impact aid refers to federal impact aid statutes that are part of ESEA. Those federal laws provide assistance to local school districts with concentrations of children residing on Indian lands, military bases, low-rent housing properties, or other Federal properties. |