



2023 School-Based Medicaid Profile

Statewide

ADM	464,558
Physical Therapy	\$6,628,397.32
Occupational Therapy	\$13,816,501.69
Speech Therapy	\$18,804,756.59
Personal Care	\$1,051,253.42
SBMH	\$506,353.59
EPSDT	\$1,835,732.26
Audiology	\$12,206.91
Direct Funds	\$42,242,670.18
Medicaid Rate	86.95%
ARMAC Total	\$34,527,863.70

Total Reimbursement for FY 2023

\$76,770,533.88

*Differences in the combined totals of service areas and Direct Funds Total is due to co-pay deductions



2023 School-Based Medicaid Profile

Academics Plus 6040

ADM	1,813
Physical Therapy	\$ 0.00
Occupational Therapy	\$ 0.00
Speech Therapy	\$ 0.00
Personal Care	\$ 0.00
SBMH	\$ 0.00
EPSDT	\$ 118.48
Audiology	\$ 0.00
Direct Funds	\$ 118.48
Medicaid Rate	94.31%
ARMAC Total	\$90,637.01

.....
Total Reimbursement for FY 2023

\$90,755.49

*Differences in the combined totals of service areas and Direct Funds Total is due to co-pay deductions



2023 School-Based Medicaid Profile

Alma 1701

ADM	3,119
Physical Therapy	\$54,376.86
Occupational Therapy	\$174,535.47
Speech Therapy	\$82,734.47
Personal Care	\$ 0.00
SBMH	\$ 0.00
EPSDT	\$12,464.48
Audiology	\$ 0.00
Direct Funds	\$319,709.16
Medicaid Rate	84.88%
ARMAC Total	\$187,211.82

Total Reimbursement for FY 2023

\$506,920.98

*Differences in the combined totals of service areas and Direct Funds Total is due to co-pay deductions



2023 School-Based Medicaid Profile

Alpena

0501

ADM	452
Physical Therapy	\$17,158.88
Occupational Therapy	\$23,569.25
Speech Therapy	\$ 17.10
Personal Care	\$ 0.00
SBMH	\$ 0.00
EPSDT	\$ 927.58
Audiology	\$ 0.00
Direct Funds	\$41,122.81
Medicaid Rate	81.83%
ARMAC Total	\$45,567.59

Total Reimbursement for FY 2023

\$86,690.40

*Differences in the combined totals of service areas and Direct Funds Total is due to co-pay deductions



2023 School-Based Medicaid Profile

AR Lighthouse Academies	6050
ADM	940
Physical Therapy	\$ 3.04
Occupational Therapy	\$ 192.80
Speech Therapy	\$ 711.05
Personal Care	\$ 0.00
SBMH	\$ 0.00
EPSDT	\$8,426.18
Audiology	\$ 0.00
Direct Funds	\$9,143.07
Medicaid Rate	94.31%
ARMAC Total	\$54,074.04
<hr/>	
Total Reimbursement for FY 2023	\$63,217.11

*Differences in the combined totals of service areas and Direct Funds Total is due to co-pay deductions



2023 School-Based Medicaid Profile

Arch Ford ESC 1520

ADM

Physical Therapy	\$3,901.56
Occupational Therapy	\$10,884.82
Speech Therapy	\$110,511.54
Personal Care	\$ 0.00
SBMH	\$ 0.00
EPSDT	\$ 0.00
Audiology	\$ 0.00
Direct Funds	\$122,334.15
Medicaid Rate	85.36%
ARMAC Total	\$67,738.05

Total Reimbursement for FY 2023

\$190,072.20

*Differences in the combined totals of service areas and Direct Funds Total is due to co-pay deductions



2023 School-Based Medicaid Profile

Arkadelphia

1002

ADM	1,791
Physical Therapy	\$23,919.57
Occupational Therapy	\$67,263.38
Speech Therapy	\$71,925.94
Personal Care	\$ 0.00
SBMH	\$ 0.00
EPSDT	\$8,265.12
Audiology	\$ 0.00
Direct Funds	\$169,707.12
Medicaid Rate	100.00%
ARMAC Total	\$71,409.13

Total Reimbursement for FY 2023

\$241,116.25

*Differences in the combined totals of service areas and Direct Funds Total is due to co-pay deductions



2023 School-Based Medicaid Profile

Arkansas Arts Academy

0440

ADM	1,074
Physical Therapy	\$ 0.00
Occupational Therapy	\$2,499.82
Speech Therapy	\$4,367.73
Personal Care	\$ 0.00
SBMH	\$ 0.00
EPSDT	\$ 0.00
Audiology	\$ 0.00
Direct Funds	\$6,360.66
Medicaid Rate	67.19%
ARMAC Total	\$174,647.93

Total Reimbursement for FY 2023

\$181,008.59

*Differences in the combined totals of service areas and Direct Funds Total is due to co-pay deductions



2023 School-Based Medicaid Profile

Arkansas River ESC

3520

ADM

Physical Therapy

\$ 0.00

Occupational Therapy

\$ 52.84

Speech Therapy

\$18,832.49

Personal Care

\$ 0.00

SBMH

\$ 0.00

EPSDT

\$1,935.22

Audiology

\$ 0.00

Direct Funds

\$20,820.55

Medicaid Rate

91.45%

ARMAC Total

\$57,776.14

.....
Total Reimbursement for FY 2023

\$78,596.69

*Differences in the combined totals of service areas and Direct Funds Total is due to co-pay deductions



2023 School-Based Medicaid Profile

Arkansas School for the Blind

6091

ADM

Physical Therapy

\$36,676.89

Occupational Therapy

\$58,565.58

Speech Therapy

\$51,484.04

Personal Care

\$ 0.00

SBMH

\$ 0.00

EPSDT

\$ 348.58

Audiology

\$ 0.00

Direct Funds

\$147,075.09

Medicaid Rate

94.31%

ARMAC Total

\$161,004.95

Total Reimbursement for FY 2023

\$308,080.04

*Differences in the combined totals of service areas and Direct Funds Total is due to co-pay deductions



2023 School-Based Medicaid Profile

Arkansas School for the Deaf

6092

ADM

Physical Therapy

\$60,847.12

Occupational Therapy

\$67,714.56

Speech Therapy

\$77,738.07

Personal Care

\$ 0.00

SBMH

\$ 0.00

EPSDT

\$ 520.96

Audiology

\$1,111.05

Direct Funds

\$207,081.76

Medicaid Rate

94.31%

ARMAC Total

\$153,467.30

Total Reimbursement for FY 2023

\$360,549.06

*Differences in the combined totals of service areas and Direct Funds Total is due to co-pay deductions



2023 School-Based Medicaid Profile

Arkansas Virtual


6043

ADM	3,798
Physical Therapy	\$3,785.16
Occupational Therapy	\$17,147.14
Speech Therapy	\$62,516.12
Personal Care	\$ 0.00
SBMH	\$ 0.00
EPSDT	\$ 0.00
Audiology	\$ 0.00
Direct Funds	\$82,688.42
Medicaid Rate	94.31%
ARMAC Total	\$387,537.40

Total Reimbursement for FY 2023

\$470,225.82

*Differences in the combined totals of service areas and Direct Funds Total is due to co-pay deductions



2023 School-Based Medicaid Profile

Armored

4701

ADM	405
Physical Therapy	\$15,721.50
Occupational Therapy	\$22,896.02
Speech Therapy	\$15,132.80
Personal Care	\$ 0.00
SBMH	\$ 0.00
EPSDT	\$ 417.60
Audiology	\$ 0.00
Direct Funds	\$54,107.92
Medicaid Rate	100.00%
ARMAC Total	\$41,344.88

Total Reimbursement for FY 2023

\$95,452.80

*Differences in the combined totals of service areas and Direct Funds Total is due to co-pay deductions



2023 School-Based Medicaid Profile

Ashdown

4101

ADM	1,301
Physical Therapy	\$21,380.84
Occupational Therapy	\$62,913.16
Speech Therapy	\$74,126.61
Personal Care	\$26,068.50
SBMH	\$ 0.00
EPSDT	\$7,231.08
Audiology	\$ 0.00
Direct Funds	\$189,772.84
Medicaid Rate	80.25%
ARMAC Total	\$103,365.31

Total Reimbursement for FY 2023

\$293,138.15

*Differences in the combined totals of service areas and Direct Funds Total is due to co-pay deductions



2023 School-Based Medicaid Profile

Atkins


5801

ADM	922
Physical Therapy	\$79,638.44
Occupational Therapy	\$100,924.62
Speech Therapy	\$126,677.30
Personal Care	\$ 0.00
SBMH	\$ 0.00
EPSDT	\$4,709.68
Audiology	\$ 0.00
Direct Funds	\$310,330.04
Medicaid Rate	86.19%
ARMAC Total	\$51,656.33

Total Reimbursement for FY 2023

\$361,986.37

*Differences in the combined totals of service areas and Direct Funds Total is due to co-pay deductions



2023 School-Based Medicaid Profile

Augusta

7401

ADM	343
Physical Therapy	\$6,281.64
Occupational Therapy	\$39,197.08
Speech Therapy	\$72,996.80
Personal Care	\$ 0.00
SBMH	\$ 0.00
EPSDT	\$ 0.00
Audiology	\$ 0.00
Direct Funds	\$118,475.52
Medicaid Rate	91.28%
ARMAC Total	\$15,946.51

Total Reimbursement for FY 2023

\$134,422.03

*Differences in the combined totals of service areas and Direct Funds Total is due to co-pay deductions



2023 School-Based Medicaid Profile

Bald Knob

7301

ADM	1,057
Physical Therapy	\$51,587.34
Occupational Therapy	\$116,704.88
Speech Therapy	\$24,064.56
Personal Care	\$ 0.00
SBMH	\$ 0.00
EPSDT	\$7,105.72
Audiology	\$ 0.00
Direct Funds	\$198,539.82
Medicaid Rate	91.18%
ARMAC Total	\$95,397.97

Total Reimbursement for FY 2023

\$293,937.79

*Differences in the combined totals of service areas and Direct Funds Total is due to co-pay deductions



2023 School-Based Medicaid Profile

Barton-Lexa

5401

ADM	646
Physical Therapy	\$2,791.90
Occupational Therapy	\$21,133.98
Speech Therapy	\$16,195.44
Personal Care	\$ 0.00
SBMH	\$ 0.00
EPSDT	\$2,631.98
Audiology	\$ 0.00
Direct Funds	\$42,594.80
Medicaid Rate	98.48%
ARMAC Total	\$44,184.83

Total Reimbursement for FY 2023

\$86,779.63

*Differences in the combined totals of service areas and Direct Funds Total is due to co-pay deductions



2023 School-Based Medicaid Profile

Batesville

3201

ADM	3,155
Physical Therapy	\$65,165.89
Occupational Therapy	\$77,918.79
Speech Therapy	\$81,838.31
Personal Care	\$24,601.50
SBMH	\$ 0.00
EPSDT	\$16,341.02
Audiology	\$ 0.00
Direct Funds	\$261,811.73
Medicaid Rate	87.77%
ARMAC Total	\$227,711.60

Total Reimbursement for FY 2023

\$489,523.33

*Differences in the combined totals of service areas and Direct Funds Total is due to co-pay deductions



2023 School-Based Medicaid Profile

Bauxite

6301

ADM	1,634
Physical Therapy	\$ 0.00
Occupational Therapy	\$ 0.00
Speech Therapy	\$85,093.65
Personal Care	\$ 0.00
SBMH	\$ 0.00
EPSDT	\$ 0.00
Audiology	\$ 0.00
Direct Funds	\$83,253.65
Medicaid Rate	86.21%
ARMAC Total	\$41,871.54

Total Reimbursement for FY 2023

\$125,125.19

*Differences in the combined totals of service areas and Direct Funds Total is due to co-pay deductions



2023 School-Based Medicaid Profile

Bay 1601

ADM	564
Physical Therapy	\$34,991.16
Occupational Therapy	\$47,935.98
Speech Therapy	\$91,066.80
Personal Care	\$ 0.00
SBMH	\$ 0.00
EPSDT	\$ 0.00
Audiology	\$ 0.00
Direct Funds	\$173,633.94
Medicaid Rate	84.54%
ARMAC Total	\$48,863.05

Total Reimbursement for FY 2023

\$222,496.99

*Differences in the combined totals of service areas and Direct Funds Total is due to co-pay deductions



2023 School-Based Medicaid Profile

Bearden

5201

ADM	471
Physical Therapy	\$3,556.34
Occupational Therapy	\$17,328.69
Speech Therapy	\$22,262.44
Personal Care	\$ 0.00
SBMH	\$ 0.00
EPSDT	\$1,931.40
Audiology	\$ 0.00
Direct Funds	\$45,078.87
Medicaid Rate	92.99%
ARMAC Total	\$41,979.02

Total Reimbursement for FY 2023

\$87,057.89

*Differences in the combined totals of service areas and Direct Funds Total is due to co-pay deductions



2023 School-Based Medicaid Profile

Beebe

7302

ADM	3,260
Physical Therapy	\$30,882.62
Occupational Therapy	\$16,671.29
Speech Therapy	\$81,030.43
Personal Care	\$8,750.08
SBMH	\$ 0.00
EPSDT	\$11,613.14
Audiology	\$ 0.00
Direct Funds	\$147,282.05
Medicaid Rate	91.18%
ARMAC Total	\$241,232.32

Total Reimbursement for FY 2023

\$388,514.37

*Differences in the combined totals of service areas and Direct Funds Total is due to co-pay deductions



2023 School-Based Medicaid Profile

Benton

6302

ADM	5,804
Physical Therapy	\$3,770.14
Occupational Therapy	\$41,778.50
Speech Therapy	\$18,173.01
Personal Care	\$67,388.80
SBMH	\$ 0.00
EPSDT	\$12,187.00
Audiology	\$ 0.00
Direct Funds	\$142,547.45
Medicaid Rate	86.21%
ARMAC Total	\$318,399.09

Total Reimbursement for FY 2023

\$460,946.54

*Differences in the combined totals of service areas and Direct Funds Total is due to co-pay deductions



2023 School-Based Medicaid Profile

Bentonville

0401

ADM	18,656
Physical Therapy	\$39,445.09
Occupational Therapy	\$89,683.86
Speech Therapy	\$209,776.93
Personal Care	\$76,185.60
SBMH	\$ 0.00
EPSDT	\$102,634.86
Audiology	\$ 0.00
Direct Funds	\$510,930.01
Medicaid Rate	67.19%
ARMAC Total	\$1,202,637.44

Total Reimbursement for FY 2023

\$1,713,567.45

*Differences in the combined totals of service areas and Direct Funds Total is due to co-pay deductions



2023 School-Based Medicaid Profile

Bergman

0502

ADM	1,034
Physical Therapy	\$22,287.70
Occupational Therapy	\$28,754.14
Speech Therapy	\$6,903.24
Personal Care	\$ 0.00
SBMH	\$ 0.00
EPSDT	\$5,016.70
Audiology	\$ 0.00
Direct Funds	\$62,851.78
Medicaid Rate	81.83%
ARMAC Total	\$52,819.54

Total Reimbursement for FY 2023

\$115,671.32

*Differences in the combined totals of service areas and Direct Funds Total is due to co-pay deductions



2023 School-Based Medicaid Profile

Berryville

0801

ADM	1,807
Physical Therapy	\$13,786.32
Occupational Therapy	\$52,317.28
Speech Therapy	\$46,357.35
Personal Care	\$19,281.92
SBMH	\$ 0.00
EPSDT	\$13,143.76
Audiology	\$ 0.00
Direct Funds	\$142,909.74
Medicaid Rate	99.46%
ARMAC Total	\$119,232.01

Total Reimbursement for FY 2023

\$262,141.75

*Differences in the combined totals of service areas and Direct Funds Total is due to co-pay deductions



2023 School-Based Medicaid Profile

Bismarck

3001

ADM	1,008
Physical Therapy	\$16,016.13
Occupational Therapy	\$45,755.23
Speech Therapy	\$44,454.75
Personal Care	\$23,271.32
SBMH	\$ 0.00
EPSDT	\$4,446.96
Audiology	\$ 0.00
Direct Funds	\$132,834.39
Medicaid Rate	83.02%
ARMAC Total	\$61,112.26

Total Reimbursement for FY 2023

\$193,946.65

*Differences in the combined totals of service areas and Direct Funds Total is due to co-pay deductions



2023 School-Based Medicaid Profile

Blevins

2901

ADM	423
Physical Therapy	\$9,888.02
Occupational Therapy	\$10,931.24
Speech Therapy	\$16,558.10
Personal Care	\$ 0.00
SBMH	\$ 0.00
EPSDT	\$ 0.00
Audiology	\$ 0.00
Direct Funds	\$37,367.36
Medicaid Rate	100.00%
ARMAC Total	\$35,065.37

Total Reimbursement for FY 2023

\$72,432.73

*Differences in the combined totals of service areas and Direct Funds Total is due to co-pay deductions



2023 School-Based Medicaid Profile

Blytheville

4702

ADM	1,545
Physical Therapy	\$32,481.42
Occupational Therapy	\$53,683.30
Speech Therapy	\$47,547.44
Personal Care	\$ 0.00
SBMH	\$ 0.00
EPSDT	\$7,270.92
Audiology	\$ 0.00
Direct Funds	\$140,863.08
Medicaid Rate	100.00%
ARMAC Total	\$120,297.04

Total Reimbursement for FY 2023

\$261,160.12

*Differences in the combined totals of service areas and Direct Funds Total is due to co-pay deductions



2023 School-Based Medicaid Profile

Booneville

4201

ADM	1,231
Physical Therapy	\$19,920.98
Occupational Therapy	\$62,168.48
Speech Therapy	\$24,673.42
Personal Care	\$3,384.32
SBMH	\$30,714.47
EPSDT	\$7,998.28
Audiology	\$ 0.00
Direct Funds	\$148,289.95
Medicaid Rate	94.42%
ARMAC Total	\$75,232.86

Total Reimbursement for FY 2023

\$223,522.81

*Differences in the combined totals of service areas and Direct Funds Total is due to co-pay deductions



2023 School-Based Medicaid Profile

Bradford

7303

ADM	435
Physical Therapy	\$8,623.10
Occupational Therapy	\$21,728.68
Speech Therapy	\$120,108.14
Personal Care	\$ 0.00
SBMH	\$ 0.00
EPSDT	\$1,949.26
Audiology	\$ 0.00
Direct Funds	\$149,309.18
Medicaid Rate	91.18%
ARMAC Total	\$45,184.26

Total Reimbursement for FY 2023

\$194,493.44

*Differences in the combined totals of service areas and Direct Funds Total is due to co-pay deductions



2023 School-Based Medicaid Profile

Brinkley 4801

ADM	439
Physical Therapy	\$ 0.00
Occupational Therapy	\$31,988.94
Speech Therapy	\$29,152.56
Personal Care	\$ 0.00
SBMH	\$ 0.00
EPSDT	\$ 0.00
Audiology	\$ 0.00
Direct Funds	\$61,121.50
Medicaid Rate	100.00%
ARMAC Total	\$52,606.77

Total Reimbursement for FY 2023

\$113,728.27

*Differences in the combined totals of service areas and Direct Funds Total is due to co-pay deductions



2023 School-Based Medicaid Profile

Brookland

1603

ADM	2,910
Physical Therapy	\$67,046.66
Occupational Therapy	\$221,433.48
Speech Therapy	\$177,605.99
Personal Care	\$ 0.00
SBMH	\$ 0.00
EPSDT	\$7,610.90
Audiology	\$ 0.00
Direct Funds	\$471,297.03
Medicaid Rate	84.54%
ARMAC Total	\$218,274.77

Total Reimbursement for FY 2023

\$689,571.80

*Differences in the combined totals of service areas and Direct Funds Total is due to co-pay deductions



2023 School-Based Medicaid Profile

Bryant

6303

ADM	9,560
Physical Therapy	\$162,352.30
Occupational Therapy	\$322,143.98
Speech Therapy	\$471,414.69
Personal Care	\$ 0.00
SBMH	\$108,485.77
EPSDT	\$29,028.04
Audiology	\$ 0.00
Direct Funds	\$1,079,799.80
Medicaid Rate	86.21%
ARMAC Total	\$713,084.41

Total Reimbursement for FY 2023

\$1,792,884.21

*Differences in the combined totals of service areas and Direct Funds Total is due to co-pay deductions



2023 School-Based Medicaid Profile

Buffalo Island Central 1605

ADM	687
Physical Therapy	\$61,696.31
Occupational Therapy	\$74,986.46
Speech Therapy	\$3,692.03
Personal Care	\$ 0.00
SBMH	\$ 0.00
EPSDT	\$2,363.08
Audiology	\$ 0.00
Direct Funds	\$142,157.88
Medicaid Rate	84.54%
ARMAC Total	\$54,776.80

Total Reimbursement for FY 2023

\$196,934.68

*Differences in the combined totals of service areas and Direct Funds Total is due to co-pay deductions



2023 School-Based Medicaid Profile

Cabot

4304

ADM	10,313
Physical Therapy	\$34,695.78
Occupational Therapy	\$47,491.36
Speech Therapy	\$74,236.58
Personal Care	\$95,231.40
SBMH	\$ 0.00
EPSDT	\$25,429.00
Audiology	\$ 0.00
Direct Funds	\$276,364.12
Medicaid Rate	74.62%
ARMAC Total	\$652,034.79

Total Reimbursement for FY 2023

\$928,398.91

*Differences in the combined totals of service areas and Direct Funds Total is due to co-pay deductions



2023 School-Based Medicaid Profile

Caddo Hills 4901

ADM	552
Physical Therapy	\$4,969.98
Occupational Therapy	\$10,393.68
Speech Therapy	\$24,358.62
Personal Care	\$ 0.00
SBMH	\$ 0.00
EPSDT	\$ 0.00
Audiology	\$ 0.00
Direct Funds	\$38,732.28
Medicaid Rate	95.46%
ARMAC Total	\$42,055.16

Total Reimbursement for FY 2023

\$80,787.44

*Differences in the combined totals of service areas and Direct Funds Total is due to co-pay deductions



2023 School-Based Medicaid Profile

Calico Rock

3301

ADM	389
Physical Therapy	\$10,032.16
Occupational Therapy	\$9,332.50
Speech Therapy	\$16,257.91
Personal Care	\$ 0.00
SBMH	\$ 0.00
EPSDT	\$4,350.46
Audiology	\$ 0.00
Direct Funds	\$39,903.03
Medicaid Rate	91.70%
ARMAC Total	\$47,537.65

Total Reimbursement for FY 2023

\$87,440.68

*Differences in the combined totals of service areas and Direct Funds Total is due to co-pay deductions



2023 School-Based Medicaid Profile

Camden Fairview

5204

ADM	2,074
Physical Therapy	\$17,417.42
Occupational Therapy	\$43,059.21
Speech Therapy	\$22,261.45
Personal Care	\$3,640.32
SBMH	\$ 0.00
EPSDT	\$4,449.70
Audiology	\$ 0.00
Direct Funds	\$89,819.30
Medicaid Rate	92.99%
ARMAC Total	\$184,023.61

Total Reimbursement for FY 2023

\$273,842.91

*Differences in the combined totals of service areas and Direct Funds Total is due to co-pay deductions



2023 School-Based Medicaid Profile

Carlisle

4303

ADM	613
Physical Therapy	\$4,068.80
Occupational Therapy	\$14,954.36
Speech Therapy	\$8,392.55
Personal Care	\$ 0.00
SBMH	\$ 0.00
EPSDT	\$ 0.00
Audiology	\$ 0.00
Direct Funds	\$27,105.71
Medicaid Rate	74.62%
ARMAC Total	\$45,780.43

Total Reimbursement for FY 2023

\$72,886.14

*Differences in the combined totals of service areas and Direct Funds Total is due to co-pay deductions



2023 School-Based Medicaid Profile

Cave City

6802

ADM	1,167
Physical Therapy	\$104,864.44
Occupational Therapy	\$142,094.84
Speech Therapy	\$145,129.03
Personal Care	\$16,102.28
SBMH	\$117,853.77
EPSDT	\$9,871.64
Audiology	\$ 0.00
Direct Funds	\$531,966.00
Medicaid Rate	95.88%
ARMAC Total	\$83,669.14

Total Reimbursement for FY 2023

\$615,635.14

*Differences in the combined totals of service areas and Direct Funds Total is due to co-pay deductions



2023 School-Based Medicaid Profile

Cedar Ridge 3212

ADM	629
Physical Therapy	\$16,209.08
Occupational Therapy	\$28,084.68
Speech Therapy	\$13,568.37
Personal Care	\$ 0.00
SBMH	\$ 0.00
EPSDT	\$4,543.46
Audiology	\$ 0.00
Direct Funds	\$62,125.59
Medicaid Rate	87.77%
ARMAC Total	\$51,842.48

Total Reimbursement for FY 2023

\$113,968.07

*Differences in the combined totals of service areas and Direct Funds Total is due to co-pay deductions



2023 School-Based Medicaid Profile

Cedarville

1702

ADM	716
Physical Therapy	\$ 0.00
Occupational Therapy	\$19,720.62
Speech Therapy	\$52,414.70
Personal Care	\$ 0.00
SBMH	\$ 0.00
EPSDT	\$ 0.00
Audiology	\$ 0.00
Direct Funds	\$71,925.32
Medicaid Rate	84.88%
ARMAC Total	\$59,801.65

Total Reimbursement for FY 2023

\$131,726.97

*Differences in the combined totals of service areas and Direct Funds Total is due to co-pay deductions



2023 School-Based Medicaid Profile

Centerpoint 5502

ADM	932
Physical Therapy	\$10,809.32
Occupational Therapy	\$38,694.16
Speech Therapy	\$41,377.94
Personal Care	\$ 0.00
SBMH	\$ 0.00
EPSDT	\$6,841.64
Audiology	\$ 0.00
Direct Funds	\$97,403.06
Medicaid Rate	73.35%
ARMAC Total	\$64,989.11

Total Reimbursement for FY 2023

\$162,392.17

*Differences in the combined totals of service areas and Direct Funds Total is due to co-pay deductions



2023 School-Based Medicaid Profile

Charleston

2402

ADM	853
Physical Therapy	\$10,073.24
Occupational Therapy	\$23,411.74
Speech Therapy	\$9,845.82
Personal Care	\$6,169.60
SBMH	\$ 0.00
EPSDT	\$3,589.44
Audiology	\$ 0.00
Direct Funds	\$52,729.84
Medicaid Rate	75.74%
ARMAC Total	\$47,760.61

Total Reimbursement for FY 2023

\$100,490.45

*Differences in the combined totals of service areas and Direct Funds Total is due to co-pay deductions



2023 School-Based Medicaid Profile

Clarendon 4802

ADM	439
Physical Therapy	\$11,073.18
Occupational Therapy	\$64,794.43
Speech Therapy	\$27,952.37
Personal Care	\$ 0.00
SBMH	\$ 0.00
EPSDT	\$3,180.08
Audiology	\$ 0.00
Direct Funds	\$106,690.06
Medicaid Rate	100.00%
ARMAC Total	\$64,524.44

Total Reimbursement for FY 2023

\$171,214.50

*Differences in the combined totals of service areas and Direct Funds Total is due to co-pay deductions



2023 School-Based Medicaid Profile

Clarksville

3601

ADM	2,500
Physical Therapy	\$93,164.08
Occupational Therapy	\$221,674.10
Speech Therapy	\$107,102.02
Personal Care	\$34,257.92
SBMH	\$ 0.00
EPSDT	\$16,680.32
Audiology	\$ 0.00
Direct Funds	\$468,191.55
Medicaid Rate	97.66%
ARMAC Total	\$275,677.60

Total Reimbursement for FY 2023

\$743,869.15

*Differences in the combined totals of service areas and Direct Funds Total is due to co-pay deductions



2023 School-Based Medicaid Profile

Cleveland County

1305

ADM	698
Physical Therapy	\$12,153.64
Occupational Therapy	\$35,124.44
Speech Therapy	\$35,583.99
Personal Care	\$14,904.32
SBMH	\$ 0.00
EPSDT	\$3,878.60
Audiology	\$ 0.00
Direct Funds	\$100,440.91
Medicaid Rate	65.54%
ARMAC Total	\$34,922.45

Total Reimbursement for FY 2023

\$135,363.36

*Differences in the combined totals of service areas and Direct Funds Total is due to co-pay deductions



2023 School-Based Medicaid Profile

Clinton

7102

ADM	1,246
Physical Therapy	\$88,316.32
Occupational Therapy	\$68,446.34
Speech Therapy	\$109,783.12
Personal Care	\$7,936.00
SBMH	\$ 0.00
EPSDT	\$ 0.00
Audiology	\$ 0.00
Direct Funds	\$273,731.78
Medicaid Rate	91.23%
ARMAC Total	\$106,576.06

Total Reimbursement for FY 2023

\$380,307.84

*Differences in the combined totals of service areas and Direct Funds Total is due to co-pay deductions



2023 School-Based Medicaid Profile

Concord

1201

ADM	370
Physical Therapy	\$20,213.28
Occupational Therapy	\$46,309.16
Speech Therapy	\$56,371.60
Personal Care	\$ 0.00
SBMH	\$ 0.00
EPSDT	\$2,987.42
Audiology	\$ 0.00
Direct Funds	\$124,561.46
Medicaid Rate	86.69%
ARMAC Total	\$40,211.13

Total Reimbursement for FY 2023

\$164,772.59

*Differences in the combined totals of service areas and Direct Funds Total is due to co-pay deductions



2023 School-Based Medicaid Profile

Conway

2301

ADM	9,914
Physical Therapy	\$23,683.93
Occupational Therapy	\$41,098.21
Speech Therapy	\$222,633.94
Personal Care	\$65,202.80
SBMH	\$ 0.00
EPSDT	\$27,477.50
Audiology	\$ 0.00
Direct Funds	\$373,966.70
Medicaid Rate	82.94%
ARMAC Total	\$765,002.74

Total Reimbursement for FY 2023

\$1,138,969.44

*Differences in the combined totals of service areas and Direct Funds Total is due to co-pay deductions



2023 School-Based Medicaid Profile

Corning

1101

ADM	796
Physical Therapy	\$10,393.28
Occupational Therapy	\$57,154.17
Speech Therapy	\$50,925.52
Personal Care	\$ 0.00
SBMH	\$ 0.00
EPSDT	\$5,131.06
Audiology	\$ 0.00
Direct Funds	\$121,804.03
Medicaid Rate	82.19%
ARMAC Total	\$39,925.29

Total Reimbursement for FY 2023

\$161,729.32

*Differences in the combined totals of service areas and Direct Funds Total is due to co-pay deductions



2023 School-Based Medicaid Profile

Cossatot River 5707

ADM	865
Physical Therapy	\$14,657.02
Occupational Therapy	\$22,769.96
Speech Therapy	\$12,787.14
Personal Care	\$1,638.40
SBMH	\$ 0.00
EPSDT	\$4,397.16
Audiology	\$ 0.00
Direct Funds	\$55,839.68
Medicaid Rate	83.58%
ARMAC Total	\$82,087.63

Total Reimbursement for FY 2023

\$137,927.31

*Differences in the combined totals of service areas and Direct Funds Total is due to co-pay deductions



2023 School-Based Medicaid Profile

Cotter

0302

ADM	683
Physical Therapy	\$33,031.04
Occupational Therapy	\$50,996.58
Speech Therapy	\$13,231.34
Personal Care	\$7,843.84
SBMH	\$ 0.00
EPSDT	\$4,545.52
Audiology	\$ 0.00
Direct Funds	\$107,718.68
Medicaid Rate	99.17%
ARMAC Total	\$39,875.55

Total Reimbursement for FY 2023

\$147,594.23

*Differences in the combined totals of service areas and Direct Funds Total is due to co-pay deductions



2023 School-Based Medicaid Profile

County Line 2403

ADM	534
Physical Therapy	\$20,165.64
Occupational Therapy	\$36,129.98
Speech Therapy	\$11,495.35
Personal Care	\$ 0.00
SBMH	\$ 0.00
EPSDT	\$1,744.58
Audiology	\$ 0.00
Direct Funds	\$68,595.55
Medicaid Rate	75.74%
ARMAC Total	\$47,875.85

.....
Total Reimbursement for FY 2023

\$116,471.40

*Differences in the combined totals of service areas and Direct Funds Total is due to co-pay deductions



2023 School-Based Medicaid Profile

Cross County 1901

ADM	638
Physical Therapy	\$20,665.02
Occupational Therapy	\$34,787.52
Speech Therapy	\$27,259.78
Personal Care	\$ 952.32
SBMH	\$ 0.00
EPSDT	\$4,946.98
Audiology	\$ 0.00
Direct Funds	\$87,061.62
Medicaid Rate	82.05%
ARMAC Total	\$40,492.76

Total Reimbursement for FY 2023

\$127,554.38

*Differences in the combined totals of service areas and Direct Funds Total is due to co-pay deductions



2023 School-Based Medicaid Profile

Crossett

0201

ADM	1,522
Physical Therapy	\$6,203.68
Occupational Therapy	\$14,111.12
Speech Therapy	\$6,745.34
Personal Care	\$ 0.00
SBMH	\$ 0.00
EPSDT	\$5,007.08
Audiology	\$ 0.00
Direct Funds	\$32,067.22
Medicaid Rate	90.01%
ARMAC Total	\$104,089.79

Total Reimbursement for FY 2023

\$136,157.01

*Differences in the combined totals of service areas and Direct Funds Total is due to co-pay deductions



2023 School-Based Medicaid Profile

Crowley's Ridge ESC

5620

ADM

Physical Therapy

\$ 0.00

Occupational Therapy

\$ 0.00

Speech Therapy

\$67,895.93

Personal Care

\$ 0.00

SBMH

\$ 0.00

EPSDT

\$ 0.00

Audiology

\$ 0.00

Direct Funds

\$65,365.93

Medicaid Rate

90.99%

ARMAC Total

\$85,590.51

Total Reimbursement for FY 2023

\$150,956.44

*Differences in the combined totals of service areas and Direct Funds Total is due to co-pay deductions



2023 School-Based Medicaid Profile

Cutter Morning Star 2601

ADM	650
Physical Therapy	\$33,333.22
Occupational Therapy	\$80,587.50
Speech Therapy	\$134,468.36
Personal Care	\$ 0.00
SBMH	\$ 0.00
EPSDT	\$ 0.00
Audiology	\$ 0.00
Direct Funds	\$245,109.08
Medicaid Rate	98.57%
ARMAC Total	\$49,131.40

Total Reimbursement for FY 2023

\$294,240.48

*Differences in the combined totals of service areas and Direct Funds Total is due to co-pay deductions



2023 School-Based Medicaid Profile

Danville

7503

ADM	759
Physical Therapy	\$54,716.68
Occupational Therapy	\$76,132.62
Speech Therapy	\$133,465.16
Personal Care	\$ 0.00
SBMH	\$ 0.00
EPSDT	\$3,792.06
Audiology	\$ 0.00
Direct Funds	\$265,736.52
Medicaid Rate	97.20%
ARMAC Total	\$68,250.70

Total Reimbursement for FY 2023

\$333,987.22

*Differences in the combined totals of service areas and Direct Funds Total is due to co-pay deductions



2023 School-Based Medicaid Profile

Dardanelle

7504

ADM	2,066
Physical Therapy	\$35,250.78
Occupational Therapy	\$72,698.30
Speech Therapy	\$171,906.73
Personal Care	\$ 0.00
SBMH	\$ 0.00
EPSDT	\$13,059.28
Audiology	\$ 0.00
Direct Funds	\$290,365.09
Medicaid Rate	86.02%
ARMAC Total	\$115,127.51

Total Reimbursement for FY 2023

\$405,492.60

*Differences in the combined totals of service areas and Direct Funds Total is due to co-pay deductions



2023 School-Based Medicaid Profile

Dawson ESC

1020

ADM

Physical Therapy	\$2,980.37
Occupational Therapy	\$23,662.31
Speech Therapy	\$141,095.00
Personal Care	\$ 0.00
SBMH	\$ 0.00
EPSDT	\$ 0.00
Audiology	\$ 0.00
Direct Funds	\$164,143.90
Medicaid Rate	90.00%
ARMAC Total	\$80,902.14

.....

Total Reimbursement for FY 2023

\$245,046.04

*Differences in the combined totals of service areas and Direct Funds Total is due to co-pay deductions



2023 School-Based Medicaid Profile

Decatur

0402

ADM	575
Physical Therapy	\$4,375.08
Occupational Therapy	\$5,934.62
Speech Therapy	\$13,587.61
Personal Care	\$ 885.76
SBMH	\$ 0.00
EPSDT	\$ 0.00
Audiology	\$ 0.00
Direct Funds	\$24,543.07
Medicaid Rate	67.19%
ARMAC Total	\$34,421.98

Total Reimbursement for FY 2023

\$58,965.05

*Differences in the combined totals of service areas and Direct Funds Total is due to co-pay deductions



2023 School-Based Medicaid Profile

Deer/Mt. Judea 5106

ADM	327
Physical Therapy	\$3,980.00
Occupational Therapy	\$4,734.64
Speech Therapy	\$2,808.60
Personal Care	\$ 0.00
SBMH	\$ 0.00
EPSDT	\$ 0.00
Audiology	\$ 0.00
Direct Funds	\$11,523.24
Medicaid Rate	69.64%
ARMAC Total	\$17,750.75

Total Reimbursement for FY 2023

\$29,273.99

*Differences in the combined totals of service areas and Direct Funds Total is due to co-pay deductions



2023 School-Based Medicaid Profile

DeQueen

6701

ADM	2,310
Physical Therapy	\$12,833.45
Occupational Therapy	\$35,127.67
Speech Therapy	\$98,576.06
Personal Care	\$ 0.00
SBMH	\$ 0.00
EPSDT	\$5,735.48
Audiology	\$ 0.00
Direct Funds	\$147,612.46
Medicaid Rate	100.00%
ARMAC Total	\$128,132.81

Total Reimbursement for FY 2023

\$275,745.27

*Differences in the combined totals of service areas and Direct Funds Total is due to co-pay deductions



2023 School-Based Medicaid Profile

DeQueen/Mena ESC

6720

ADM

Physical Therapy \$11,922.93

Occupational Therapy \$21,286.82

Speech Therapy \$94,938.10

Personal Care \$ 0.00

SBMH \$ 0.00

EPSDT \$ 0.00

Audiology \$1,103.06

Direct Funds \$126,374.02

Medicaid Rate 88.54%

ARMAC Total \$45,335.02

Total Reimbursement for FY 2023

\$171,709.04

*Differences in the combined totals of service areas and Direct Funds Total is due to co-pay deductions



2023 School-Based Medicaid Profile

Dermott

0901

ADM	321
Physical Therapy	\$2,496.48
Occupational Therapy	\$52,090.72
Speech Therapy	\$20,593.18
Personal Care	\$ 0.00
SBMH	\$ 0.00
EPSDT	\$ 0.00
Audiology	\$ 0.00
Direct Funds	\$75,180.38
Medicaid Rate	100.00%
ARMAC Total	\$37,084.41

.....

Total Reimbursement for FY 2023

\$112,264.79

*Differences in the combined totals of service areas and Direct Funds Total is due to co-pay deductions



2023 School-Based Medicaid Profile

Des Arc

5901

ADM	604
Physical Therapy	\$38,334.75
Occupational Therapy	\$65,610.24
Speech Therapy	\$12,301.60
Personal Care	\$ 0.00
SBMH	\$ 0.00
EPSDT	\$3,595.28
Audiology	\$ 0.00
Direct Funds	\$119,711.87
Medicaid Rate	70.35%
ARMAC Total	\$27,789.60

Total Reimbursement for FY 2023

\$147,501.47

*Differences in the combined totals of service areas and Direct Funds Total is due to co-pay deductions



2023 School-Based Medicaid Profile

DeWitt

0101

ADM	1,103
Physical Therapy	\$16,155.44
Occupational Therapy	\$49,842.50
Speech Therapy	\$27,456.22
Personal Care	\$ 0.00
SBMH	\$ 0.00
EPSDT	\$ 0.00
Audiology	\$ 0.00
Direct Funds	\$90,666.24
Medicaid Rate	87.14%
ARMAC Total	\$130,631.70

Total Reimbursement for FY 2023

\$221,297.94

*Differences in the combined totals of service areas and Direct Funds Total is due to co-pay deductions



2023 School-Based Medicaid Profile

Dierks

3102

ADM	522
Physical Therapy	\$6,962.30
Occupational Therapy	\$18,174.09
Speech Therapy	\$7,803.08
Personal Care	\$ 0.00
SBMH	\$ 0.00
EPSDT	\$1,031.98
Audiology	\$ 0.00
Direct Funds	\$33,561.45
Medicaid Rate	80.72%
ARMAC Total	\$32,635.57

Total Reimbursement for FY 2023

\$66,197.02

*Differences in the combined totals of service areas and Direct Funds Total is due to co-pay deductions



2023 School-Based Medicaid Profile

Dover

5802

ADM	1,207
Physical Therapy	\$57,094.96
Occupational Therapy	\$92,807.38
Speech Therapy	\$241,398.37
Personal Care	\$ 0.00
SBMH	\$ 0.00
EPSDT	\$7,434.04
Audiology	\$ 0.00
Direct Funds	\$394,494.75
Medicaid Rate	86.19%
ARMAC Total	\$93,256.76

Total Reimbursement for FY 2023

\$487,751.51

*Differences in the combined totals of service areas and Direct Funds Total is due to co-pay deductions



2023 School-Based Medicaid Profile

Drew Central

2202

ADM	1,172
Physical Therapy	\$27,201.50
Occupational Therapy	\$34,222.17
Speech Therapy	\$27,116.66
Personal Care	\$9,517.52
SBMH	\$ 0.00
EPSDT	\$7,741.05
Audiology	\$ 0.00
Direct Funds	\$105,348.90
Medicaid Rate	84.81%
ARMAC Total	\$78,746.43

Total Reimbursement for FY 2023

\$184,095.33

*Differences in the combined totals of service areas and Direct Funds Total is due to co-pay deductions



2023 School-Based Medicaid Profile

Dumas

2104

ADM	920
Physical Therapy	\$9,656.68
Occupational Therapy	\$20,404.59
Speech Therapy	\$12,026.09
Personal Care	\$ 0.00
SBMH	\$ 0.00
EPSDT	\$ 0.00
Audiology	\$ 0.00
Direct Funds	\$41,997.36
Medicaid Rate	87.19%
ARMAC Total	\$88,249.33

Total Reimbursement for FY 2023

\$130,246.69

*Differences in the combined totals of service areas and Direct Funds Total is due to co-pay deductions



2023 School-Based Medicaid Profile

Earle

1802

ADM	404
Physical Therapy	\$4,182.00
Occupational Therapy	\$4,361.00
Speech Therapy	\$27,406.08
Personal Care	\$ 0.00
SBMH	\$ 0.00
EPSDT	\$ 0.00
Audiology	\$ 0.00
Direct Funds	\$35,639.08
Medicaid Rate	95.87%
ARMAC Total	\$45,031.94

Total Reimbursement for FY 2023

\$80,671.02

*Differences in the combined totals of service areas and Direct Funds Total is due to co-pay deductions



2023 School-Based Medicaid Profile

East End

5301

ADM	634
Physical Therapy	\$10,837.88
Occupational Therapy	\$68,543.89
Speech Therapy	\$97,485.56
Personal Care	\$ 0.00
SBMH	\$ 0.00
EPSDT	\$4,334.66
Audiology	\$ 0.00
Direct Funds	\$180,981.99
Medicaid Rate	79.30%
ARMAC Total	\$34,305.35

Total Reimbursement for FY 2023

\$215,287.34

*Differences in the combined totals of service areas and Direct Funds Total is due to co-pay deductions



2023 School-Based Medicaid Profile

East Poinsett County 5608

ADM	548
Physical Therapy	\$11,809.08
Occupational Therapy	\$14,009.30
Speech Therapy	\$16,403.98
Personal Care	\$ 0.00
SBMH	\$ 0.00
EPSDT	\$2,774.50
Audiology	\$ 0.00
Direct Funds	\$44,536.86
Medicaid Rate	98.57%
ARMAC Total	\$82,662.66

Total Reimbursement for FY 2023

\$127,199.52

*Differences in the combined totals of service areas and Direct Funds Total is due to co-pay deductions



2023 School-Based Medicaid Profile

El Dorado

7001

ADM	4,014
Physical Therapy	\$55,936.60
Occupational Therapy	\$58,258.88
Speech Therapy	\$137,444.30
Personal Care	\$7,925.76
SBMH	\$ 0.00
EPSDT	\$18,007.64
Audiology	\$ 0.00
Direct Funds	\$273,709.40
Medicaid Rate	81.07%
ARMAC Total	\$273,938.23

Total Reimbursement for FY 2023

\$547,647.63

*Differences in the combined totals of service areas and Direct Funds Total is due to co-pay deductions



2023 School-Based Medicaid Profile

Elkins

7201

ADM	1,367
Physical Therapy	\$2,891.07
Occupational Therapy	\$5,558.72
Speech Therapy	\$16,593.23
Personal Care	\$ 0.00
SBMH	\$ 0.00
EPSDT	\$6,849.88
Audiology	\$ 0.00
Direct Funds	\$31,242.90
Medicaid Rate	79.52%
ARMAC Total	\$87,355.41

Total Reimbursement for FY 2023

\$118,598.31

*Differences in the combined totals of service areas and Direct Funds Total is due to co-pay deductions



2023 School-Based Medicaid Profile

Emerson-Taylor-Bradley 1408

ADM	1,162
Physical Therapy	\$22,672.69
Occupational Therapy	\$34,072.20
Speech Therapy	\$26,304.49
Personal Care	\$ 0.00
SBMH	\$ 0.00
EPSDT	\$ 0.00
Audiology	\$ 0.00
Direct Funds	\$82,519.38
Medicaid Rate	83.80%
ARMAC Total	\$48,248.98

Total Reimbursement for FY 2023

\$130,768.36

*Differences in the combined totals of service areas and Direct Funds Total is due to co-pay deductions



2023 School-Based Medicaid Profile

England 4302

ADM	623
Physical Therapy	\$31,121.28
Occupational Therapy	\$38,042.78
Speech Therapy	\$71,239.17
Personal Care	\$ 0.00
SBMH	\$ 0.00
EPSDT	\$2,639.88
Audiology	\$ 0.00
Direct Funds	\$142,293.11
Medicaid Rate	74.62%
ARMAC Total	\$36,274.20

Total Reimbursement for FY 2023

\$178,567.31

*Differences in the combined totals of service areas and Direct Funds Total is due to co-pay deductions



2023 School-Based Medicaid Profile

E-STEM Public Charter

6047

ADM	2,911
Physical Therapy	\$ 0.00
Occupational Therapy	\$14,947.48
Speech Therapy	\$24,840.36
Personal Care	\$ 0.00
SBMH	\$ 0.00
EPSDT	\$ 0.00
Audiology	\$ 0.00
Direct Funds	\$38,230.95
Medicaid Rate	94.31%
ARMAC Total	\$310,987.36

Total Reimbursement for FY 2023

\$349,218.31

*Differences in the combined totals of service areas and Direct Funds Total is due to co-pay deductions



2023 School-Based Medicaid Profile

Eureka Springs

0802

ADM	630
Physical Therapy	\$27,503.51
Occupational Therapy	\$35,465.18
Speech Therapy	\$25,370.05
Personal Care	\$31,288.32
SBMH	\$ 0.00
EPSDT	\$4,143.72
Audiology	\$ 0.00
Direct Funds	\$122,340.78
Medicaid Rate	99.46%
ARMAC Total	\$72,282.91

Total Reimbursement for FY 2023

\$194,623.69

*Differences in the combined totals of service areas and Direct Funds Total is due to co-pay deductions



2023 School-Based Medicaid Profile

Exalt Academy of SW LR 6055

ADM	632
Physical Therapy	\$17,356.60
Occupational Therapy	\$44,543.94
Speech Therapy	\$99,643.28
Personal Care	\$ 0.00
SBMH	\$ 0.00
EPSDT	\$ 0.00
Audiology	\$ 0.00
Direct Funds	\$161,053.82
Medicaid Rate	94.31%
ARMAC Total	\$37,207.37

Total Reimbursement for FY 2023

\$198,261.19

*Differences in the combined totals of service areas and Direct Funds Total is due to co-pay deductions



2023 School-Based Medicaid Profile

Farmington

7202

ADM	2,681
Physical Therapy	\$11,689.21
Occupational Therapy	\$8,344.66
Speech Therapy	\$34,798.72
Personal Care	\$ 0.00
SBMH	\$ 0.00
EPSDT	\$6,617.38
Audiology	\$ 0.00
Direct Funds	\$60,364.13
Medicaid Rate	79.52%
ARMAC Total	\$135,536.78

Total Reimbursement for FY 2023

\$195,900.91

*Differences in the combined totals of service areas and Direct Funds Total is due to co-pay deductions



2023 School-Based Medicaid Profile

Fayetteville

7203

ADM	10,357
Physical Therapy	\$29,008.90
Occupational Therapy	\$16,324.54
Speech Therapy	\$70,025.55
Personal Care	\$ 0.00
SBMH	\$ 0.00
EPSDT	\$38,928.18
Audiology	\$ 144.38
Direct Funds	\$152,527.10
Medicaid Rate	79.52%
ARMAC Total	\$1,078,070.05

Total Reimbursement for FY 2023

\$1,230,597.15

*Differences in the combined totals of service areas and Direct Funds Total is due to co-pay deductions



2023 School-Based Medicaid Profile

Flippin

4501

ADM	839
Physical Therapy	\$39,723.54
Occupational Therapy	\$50,877.74
Speech Therapy	\$ 50.48
Personal Care	\$21,913.60
SBMH	\$ 0.00
EPSDT	\$5,474.48
Audiology	\$ 0.00
Direct Funds	\$117,729.84
Medicaid Rate	100.00%
ARMAC Total	\$53,709.01

Total Reimbursement for FY 2023

\$171,438.85

*Differences in the combined totals of service areas and Direct Funds Total is due to co-pay deductions



2023 School-Based Medicaid Profile

Fordyce

2002

ADM	707
Physical Therapy	\$26,181.86
Occupational Therapy	\$75,217.58
Speech Therapy	\$33,791.07
Personal Care	\$ 0.00
SBMH	\$ 0.00
EPSDT	\$4,490.58
Audiology	\$ 0.00
Direct Funds	\$139,631.09
Medicaid Rate	100.00%
ARMAC Total	\$48,967.13

.....
Total Reimbursement for FY 2023

\$188,598.22

*Differences in the combined totals of service areas and Direct Funds Total is due to co-pay deductions



2023 School-Based Medicaid Profile

Foreman

4102

ADM	486
Physical Therapy	\$8,983.48
Occupational Therapy	\$4,430.62
Speech Therapy	\$7,386.28
Personal Care	\$ 0.00
SBMH	\$ 0.00
EPSDT	\$1,361.32
Audiology	\$ 0.00
Direct Funds	\$22,161.70
Medicaid Rate	80.25%
ARMAC Total	\$44,314.72

Total Reimbursement for FY 2023

\$66,476.42

*Differences in the combined totals of service areas and Direct Funds Total is due to co-pay deductions



2023 School-Based Medicaid Profile

Forrest City

6201

ADM	1,929
Physical Therapy	\$72,098.52
Occupational Therapy	\$83,485.15
Speech Therapy	\$45,040.21
Personal Care	\$ 0.00
SBMH	\$ 0.00
EPSDT	\$ 0.00
Audiology	\$ 0.00
Direct Funds	\$200,149.38
Medicaid Rate	100.00%
ARMAC Total	\$141,919.01

Total Reimbursement for FY 2023

\$342,068.39

*Differences in the combined totals of service areas and Direct Funds Total is due to co-pay deductions



2023 School-Based Medicaid Profile

Fort Smith

6601

ADM	13,759
Physical Therapy	\$45,438.53
Occupational Therapy	\$57,056.87
Speech Therapy	\$275,544.07
Personal Care	\$ 0.00
SBMH	\$2,294.17
EPSDT	\$61,786.28
Audiology	\$ 0.00
Direct Funds	\$434,364.04
Medicaid Rate	94.95%
ARMAC Total	\$1,337,049.01

Total Reimbursement for FY 2023

\$1,771,413.05

*Differences in the combined totals of service areas and Direct Funds Total is due to co-pay deductions



2023 School-Based Medicaid Profile

Fouke

4603

ADM	1,060
Physical Therapy	\$14,113.14
Occupational Therapy	\$27,950.80
Speech Therapy	\$45,797.06
Personal Care	\$ 0.00
SBMH	\$ 0.00
EPSDT	\$ 0.00
Audiology	\$ 0.00
Direct Funds	\$87,481.00
Medicaid Rate	100.00%
ARMAC Total	\$84,407.11

Total Reimbursement for FY 2023

\$171,888.11

*Differences in the combined totals of service areas and Direct Funds Total is due to co-pay deductions



2023 School-Based Medicaid Profile

Founders Classical

0442

ADM

Physical Therapy \$ 0.00

Occupational Therapy \$ 0.00

Speech Therapy \$ 0.00

Personal Care \$ 0.00

SBMH \$ 0.00

EPSDT \$ 0.00

Audiology \$ 0.00

Direct Funds \$ 0.00

Medicaid Rate 67.19%

ARMAC Total \$34,583.15

Total Reimbursement for FY 2023

\$34,583.15

*Differences in the combined totals of service areas and Direct Funds Total is due to co-pay deductions



2023 School-Based Medicaid Profile

Fountain Lake 2602

ADM	1,283
Physical Therapy	\$29,000.63
Occupational Therapy	\$36,085.25
Speech Therapy	\$16,014.70
Personal Care	\$ 302.08
SBMH	\$ 0.00
EPSDT	\$4,592.92
Audiology	\$ 0.00
Direct Funds	\$84,321.80
Medicaid Rate	97.20%
ARMAC Total	\$131,298.77

Total Reimbursement for FY 2023

\$215,620.57

*Differences in the combined totals of service areas and Direct Funds Total is due to co-pay deductions



2023 School-Based Medicaid Profile

Friendship Aspire - Pine Bluff 3544

ADM

Physical Therapy \$ 0.00

Occupational Therapy \$ 0.00

Speech Therapy \$ 0.00

Personal Care \$ 0.00

SBMH \$ 0.00

EPSDT \$ 0.00

Audiology \$ 0.00

Direct Funds \$ 0.00

Medicaid Rate 100.00%

ARMAC Total \$33,569.62

Total Reimbursement for FY 2023

\$33,569.62

*Differences in the combined totals of service areas and Direct Funds Total is due to co-pay deductions



2023 School-Based Medicaid Profile

Future School of Fort Smith	6640
ADM	236
Physical Therapy	\$ 0.00
Occupational Therapy	\$ 0.00
Speech Therapy	\$ 0.00
Personal Care	\$ 0.00
SBMH	\$ 0.00
EPSDT	\$ 0.00
Audiology	\$ 0.00
Direct Funds	\$ 0.00
Medicaid Rate	94.95%
ARMAC Total	\$56,384.56
<hr/>	
Total Reimbursement for FY 2023	\$56,384.56

*Differences in the combined totals of service areas and Direct Funds Total is due to co-pay deductions



2023 School-Based Medicaid Profile

Genoa Central 4602

ADM	1,181
Physical Therapy	\$12,261.73
Occupational Therapy	\$18,623.72
Speech Therapy	\$32,781.60
Personal Care	\$ 0.00
SBMH	\$ 0.00
EPSDT	\$1,674.18
Audiology	\$ 0.00
Direct Funds	\$64,461.23
Medicaid Rate	100.00%
ARMAC Total	\$68,740.56

Total Reimbursement for FY 2023

\$133,201.79

*Differences in the combined totals of service areas and Direct Funds Total is due to co-pay deductions



2023 School-Based Medicaid Profile

Gentry

0403

ADM	1,609
Physical Therapy	\$23,118.68
Occupational Therapy	\$39,636.09
Speech Therapy	\$33,785.33
Personal Care	\$6,589.44
SBMH	\$ 0.00
EPSDT	\$ 0.00
Audiology	\$ 466.14
Direct Funds	\$101,705.51
Medicaid Rate	67.19%
ARMAC Total	\$61,985.95

Total Reimbursement for FY 2023

\$163,691.46

*Differences in the combined totals of service areas and Direct Funds Total is due to co-pay deductions



2023 School-Based Medicaid Profile

Glen Rose

3002

ADM	947
Physical Therapy	\$20,455.97
Occupational Therapy	\$52,559.60
Speech Therapy	\$26,135.28
Personal Care	\$ 0.00
SBMH	\$ 0.00
EPSDT	\$4,057.18
Audiology	\$ 0.00
Direct Funds	\$102,081.14
Medicaid Rate	83.02%
ARMAC Total	\$66,160.37

Total Reimbursement for FY 2023

\$168,241.51

*Differences in the combined totals of service areas and Direct Funds Total is due to co-pay deductions



2023 School-Based Medicaid Profile

Gosnell

4708

ADM	1,157
Physical Therapy	\$31,252.34
Occupational Therapy	\$39,490.02
Speech Therapy	\$6,765.10
Personal Care	\$ 0.00
SBMH	\$ 0.00
EPSDT	\$3,780.38
Audiology	\$ 0.00
Direct Funds	\$81,147.84
Medicaid Rate	100.00%
ARMAC Total	\$38,421.38

Total Reimbursement for FY 2023

\$119,569.22

*Differences in the combined totals of service areas and Direct Funds Total is due to co-pay deductions



2023 School-Based Medicaid Profile

Graduate AR Charter

6052

ADM

Physical Therapy \$ 0.00

Occupational Therapy \$ 0.00

Speech Therapy \$ 0.00

Personal Care \$ 0.00

SBMH \$ 0.00

EPSDT \$ 0.00

Audiology \$ 0.00

Direct Funds \$ 0.00

Medicaid Rate 94.31%

ARMAC Total \$22,767.15

Total Reimbursement for FY 2023

\$22,767.15

*Differences in the combined totals of service areas and Direct Funds Total is due to co-pay deductions



2023 School-Based Medicaid Profile

Gravette

0404

ADM	1,980
Physical Therapy	\$10,889.95
Occupational Therapy	\$15,603.84
Speech Therapy	\$17,443.88
Personal Care	\$1,551.36
SBMH	\$ 0.00
EPSDT	\$4,700.06
Audiology	\$ 0.00
Direct Funds	\$49,492.20
Medicaid Rate	67.19%
ARMAC Total	\$115,511.55

Total Reimbursement for FY 2023

\$165,003.75

*Differences in the combined totals of service areas and Direct Funds Total is due to co-pay deductions



2023 School-Based Medicaid Profile

Great Rivers ESC

5420

ADM

Physical Therapy \$ 0.00

Occupational Therapy \$ 0.00

Speech Therapy \$ 800.11

Personal Care \$ 0.00

SBMH \$ 0.00

EPSDT \$ 0.00

Audiology \$ 0.00

Direct Funds \$ 750.11

Medicaid Rate 100.00%

ARMAC Total \$48,229.59

Total Reimbursement for FY 2023

\$48,979.70

*Differences in the combined totals of service areas and Direct Funds Total is due to co-pay deductions



2023 School-Based Medicaid Profile

Green Forest

0803

ADM	1,405
Physical Therapy	\$42,335.11
Occupational Therapy	\$20,498.03
Speech Therapy	\$45,268.81
Personal Care	\$-1,536.00
SBMH	\$ 0.00
EPSDT	\$4,824.04
Audiology	\$ 0.00
Direct Funds	\$109,756.93
Medicaid Rate	99.46%
ARMAC Total	\$161,206.61

Total Reimbursement for FY 2023

\$270,963.54

*Differences in the combined totals of service areas and Direct Funds Total is due to co-pay deductions



2023 School-Based Medicaid Profile

Greenbrier

2303

ADM	3,699
Physical Therapy	\$39,212.94
Occupational Therapy	\$87,588.26
Speech Therapy	\$63,528.46
Personal Care	\$11,069.44
SBMH	\$ 0.00
EPSDT	\$8,632.24
Audiology	\$ 0.00
Direct Funds	\$206,551.41
Medicaid Rate	82.94%
ARMAC Total	\$291,157.24

Total Reimbursement for FY 2023

\$497,708.65

*Differences in the combined totals of service areas and Direct Funds Total is due to co-pay deductions



2023 School-Based Medicaid Profile

Greene County Tech

2807

ADM	3,420
Physical Therapy	\$115,578.76
Occupational Therapy	\$100,019.26
Speech Therapy	\$228,841.28
Personal Care	\$12,753.92
SBMH	\$ 0.00
EPSDT	\$18,340.76
Audiology	\$ 0.00
Direct Funds	\$468,612.98
Medicaid Rate	97.85%
ARMAC Total	\$347,850.48

Total Reimbursement for FY 2023

\$816,463.46

*Differences in the combined totals of service areas and Direct Funds Total is due to co-pay deductions



2023 School-Based Medicaid Profile

Greenland

7204

ADM	748
Physical Therapy	\$1,295.56
Occupational Therapy	\$1,370.96
Speech Therapy	\$19,134.79
Personal Care	\$ 0.00
SBMH	\$ 0.00
EPSDT	\$1,784.76
Audiology	\$ 0.00
Direct Funds	\$23,346.07
Medicaid Rate	79.52%
ARMAC Total	\$49,165.98

Total Reimbursement for FY 2023

\$72,512.05

*Differences in the combined totals of service areas and Direct Funds Total is due to co-pay deductions



2023 School-Based Medicaid Profile

Greenwood

6602

ADM	3,856
Physical Therapy	\$62,982.20
Occupational Therapy	\$67,238.48
Speech Therapy	\$114,697.62
Personal Care	\$ 0.00
SBMH	\$ 0.00
EPSDT	\$16,003.78
Audiology	\$ 443.04
Direct Funds	\$254,738.23
Medicaid Rate	94.95%
ARMAC Total	\$263,156.48

Total Reimbursement for FY 2023

\$517,894.71

*Differences in the combined totals of service areas and Direct Funds Total is due to co-pay deductions



2023 School-Based Medicaid Profile

Gurdon

1003

ADM	603
Physical Therapy	\$11,738.59
Occupational Therapy	\$23,911.88
Speech Therapy	\$26,871.42
Personal Care	\$4,537.89
SBMH	\$ 0.00
EPSDT	\$3,844.60
Audiology	\$ 0.00
Direct Funds	\$70,734.38
Medicaid Rate	100.00%
ARMAC Total	\$48,050.55

Total Reimbursement for FY 2023

\$118,784.93

*Differences in the combined totals of service areas and Direct Funds Total is due to co-pay deductions



2023 School-Based Medicaid Profile

Guy Perkins

2304

ADM	298
Physical Therapy	\$4,317.47
Occupational Therapy	\$17,493.56
Speech Therapy	\$26,481.71
Personal Care	\$ 0.00
SBMH	\$ 0.00
EPSDT	\$1,264.82
Audiology	\$ 0.00
Direct Funds	\$48,717.56
Medicaid Rate	82.94%
ARMAC Total	\$32,555.68

Total Reimbursement for FY 2023

\$81,273.24

*Differences in the combined totals of service areas and Direct Funds Total is due to co-pay deductions



2023 School-Based Medicaid Profile

Haas Hall

7240

ADM

Physical Therapy \$ 0.00

Occupational Therapy \$ 0.00

Speech Therapy \$ 0.00

Personal Care \$ 0.00

SBMH \$ 0.00

EPSDT \$ 0.00

Audiology \$ 0.00

Direct Funds \$ 0.00

Medicaid Rate 79.52%

ARMAC Total \$ 0.00

Total Reimbursement for FY 2023

\$ 0.00

*Differences in the combined totals of service areas and Direct Funds Total is due to co-pay deductions



2023 School-Based Medicaid Profile

Hackett

6603

ADM	759
Physical Therapy	\$15,386.26
Occupational Therapy	\$48,727.78
Speech Therapy	\$102,837.67
Personal Care	\$ 0.00
SBMH	\$ 0.00
EPSDT	\$1,948.92
Audiology	\$ 0.00
Direct Funds	\$166,890.63
Medicaid Rate	94.95%
ARMAC Total	\$56,287.63

Total Reimbursement for FY 2023

\$223,178.26

*Differences in the combined totals of service areas and Direct Funds Total is due to co-pay deductions



2023 School-Based Medicaid Profile

Hamburg

0203

ADM	1,542
Physical Therapy	\$13,132.21
Occupational Therapy	\$68,266.91
Speech Therapy	\$39,158.93
Personal Care	\$6,858.09
SBMH	\$ 0.00
EPSDT	\$10,079.76
Audiology	\$ 0.00
Direct Funds	\$132,532.26
Medicaid Rate	90.01%
ARMAC Total	\$132,622.45

Total Reimbursement for FY 2023

\$265,154.71

*Differences in the combined totals of service areas and Direct Funds Total is due to co-pay deductions



2023 School-Based Medicaid Profile

Hampton

0701

ADM	519
Physical Therapy	\$7,648.90
Occupational Therapy	\$37,028.68
Speech Therapy	\$24,224.97
Personal Care	\$ 0.00
SBMH	\$ 0.00
EPSDT	\$3,589.44
Audiology	\$ 0.00
Direct Funds	\$72,491.99
Medicaid Rate	93.85%
ARMAC Total	\$74,747.11

Total Reimbursement for FY 2023

\$147,239.10

*Differences in the combined totals of service areas and Direct Funds Total is due to co-pay deductions



2023 School-Based Medicaid Profile

Harmony Grove - Benton

6304

ADM	1,214
Physical Therapy	\$7,247.92
Occupational Therapy	\$11,027.48
Speech Therapy	\$15,410.25
Personal Care	\$ 389.12
SBMH	\$ 0.00
EPSDT	\$3,521.10
Audiology	\$ 0.00
Direct Funds	\$37,155.87
Medicaid Rate	86.21%
ARMAC Total	\$57,210.22

Total Reimbursement for FY 2023

\$94,366.09

*Differences in the combined totals of service areas and Direct Funds Total is due to co-pay deductions



2023 School-Based Medicaid Profile

Harmony Grove - Camden 5205

ADM	870
Physical Therapy	\$13,946.06
Occupational Therapy	\$22,434.38
Speech Therapy	\$8,404.37
Personal Care	\$ 0.00
SBMH	\$ 0.00
EPSDT	\$ 0.00
Audiology	\$ 0.00
Direct Funds	\$43,517.92
Medicaid Rate	92.99%
ARMAC Total	\$61,459.26

Total Reimbursement for FY 2023

\$104,977.18

*Differences in the combined totals of service areas and Direct Funds Total is due to co-pay deductions



2023 School-Based Medicaid Profile

Harrisburg

5602

ADM	1,077
Physical Therapy	\$83,394.14
Occupational Therapy	\$86,858.40
Speech Therapy	\$252,689.61
Personal Care	\$ 0.00
SBMH	\$ 0.00
EPSDT	\$7,174.76
Audiology	\$ 0.00
Direct Funds	\$422,656.91
Medicaid Rate	98.57%
ARMAC Total	\$101,098.15

Total Reimbursement for FY 2023

\$523,755.06

*Differences in the combined totals of service areas and Direct Funds Total is due to co-pay deductions



2023 School-Based Medicaid Profile

Harrison

0503

ADM	2,768
Physical Therapy	\$25,354.72
Occupational Therapy	\$54,983.66
Speech Therapy	\$74,889.92
Personal Care	\$46,766.08
SBMH	\$27,538.23
EPSDT	\$ 0.00
Audiology	\$ 0.00
Direct Funds	\$228,091.03
Medicaid Rate	81.83%
ARMAC Total	\$144,320.75

Total Reimbursement for FY 2023

\$372,411.78

*Differences in the combined totals of service areas and Direct Funds Total is due to co-pay deductions



2023 School-Based Medicaid Profile

Hazen

5903

ADM	516
Physical Therapy	\$24,819.90
Occupational Therapy	\$36,601.58
Speech Therapy	\$42,928.60
Personal Care	\$ 0.00
SBMH	\$ 0.00
EPSDT	\$ 0.00
Audiology	\$ 0.00
Direct Funds	\$104,210.08
Medicaid Rate	70.35%
ARMAC Total	\$36,529.16

Total Reimbursement for FY 2023

\$140,739.24

*Differences in the combined totals of service areas and Direct Funds Total is due to co-pay deductions



2023 School-Based Medicaid Profile

Heber Springs

1202

ADM	1,537
Physical Therapy	\$36,680.52
Occupational Therapy	\$72,084.18
Speech Therapy	\$63,788.69
Personal Care	\$ 0.00
SBMH	\$ 0.00
EPSDT	\$8,311.48
Audiology	\$ 0.00
Direct Funds	\$179,967.98
Medicaid Rate	86.69%
ARMAC Total	\$82,254.92

.....
Total Reimbursement for FY 2023

\$262,222.90

*Differences in the combined totals of service areas and Direct Funds Total is due to co-pay deductions



2023 School-Based Medicaid Profile

Hector

5803

ADM	614
Physical Therapy	\$21,220.12
Occupational Therapy	\$51,228.38
Speech Therapy	\$80,856.55
Personal Care	\$ 0.00
SBMH	\$ 0.00
EPSDT	\$ 0.00
Audiology	\$ 0.00
Direct Funds	\$151,605.05
Medicaid Rate	86.19%
ARMAC Total	\$32,437.52

Total Reimbursement for FY 2023

\$184,042.57

*Differences in the combined totals of service areas and Direct Funds Total is due to co-pay deductions



2023 School-Based Medicaid Profile

Helena-West Helena

5403

ADM	970
Physical Therapy	\$ 0.00
Occupational Therapy	\$ 211.04
Speech Therapy	\$1,041.14
Personal Care	\$ 0.00
SBMH	\$ 0.00
EPSDT	\$5,125.56
Audiology	\$ 0.00
Direct Funds	\$6,377.74
Medicaid Rate	98.48%
ARMAC Total	\$74,174.07

Total Reimbursement for FY 2023

\$80,551.81

*Differences in the combined totals of service areas and Direct Funds Total is due to co-pay deductions



2023 School-Based Medicaid Profile

Hermitage

0601

ADM	399
Physical Therapy	\$ 0.00
Occupational Therapy	\$5,574.44
Speech Therapy	\$8,041.34
Personal Care	\$ 0.00
SBMH	\$ 0.00
EPSDT	\$3,436.96
Audiology	\$ 0.00
Direct Funds	\$17,052.74
Medicaid Rate	97.37%
ARMAC Total	\$37,406.31

Total Reimbursement for FY 2023

\$54,459.05

*Differences in the combined totals of service areas and Direct Funds Total is due to co-pay deductions



2023 School-Based Medicaid Profile

Highland

6804

ADM	1,547
Physical Therapy	\$68,616.73
Occupational Therapy	\$87,258.12
Speech Therapy	\$122,025.14
Personal Care	\$ 0.00
SBMH	\$144,862.73
EPSDT	\$8,420.98
Audiology	\$ 0.00
Direct Funds	\$429,583.70
Medicaid Rate	95.88%
ARMAC Total	\$118,122.91

Total Reimbursement for FY 2023

\$547,706.61

*Differences in the combined totals of service areas and Direct Funds Total is due to co-pay deductions



2023 School-Based Medicaid Profile

Hillcrest 3809

ADM	387
Physical Therapy	\$23,406.72
Occupational Therapy	\$45,542.16
Speech Therapy	\$51,807.97
Personal Care	\$ 0.00
SBMH	\$ 0.00
EPSDT	\$1,706.46
Audiology	\$ 0.00
Direct Funds	\$120,171.61
Medicaid Rate	79.47%
ARMAC Total	\$31,805.12

Total Reimbursement for FY 2023

\$151,976.73

*Differences in the combined totals of service areas and Direct Funds Total is due to co-pay deductions



2023 School-Based Medicaid Profile

Hope 2903

ADM	2,140
Physical Therapy	\$28,224.64
Occupational Therapy	\$31,419.06
Speech Therapy	\$21,516.27
Personal Care	\$14,397.44
SBMH	\$ 0.00
EPSDT	\$14,147.92
Audiology	\$ 0.00
Direct Funds	\$109,615.33
Medicaid Rate	100.00%
ARMAC Total	\$169,954.68

Total Reimbursement for FY 2023

\$279,570.01

*Differences in the combined totals of service areas and Direct Funds Total is due to co-pay deductions



2023 School-Based Medicaid Profile

Hope Academy

0445

ADM

Physical Therapy \$ 0.00

Occupational Therapy \$ 0.00

Speech Therapy \$ 0.00

Personal Care \$ 0.00

SBMH \$ 0.00

EPSDT \$ 0.00

Audiology \$ 0.00

Direct Funds \$ 0.00

Medicaid Rate 67.19%

ARMAC Total \$31,924.99

Total Reimbursement for FY 2023

\$31,924.99

*Differences in the combined totals of service areas and Direct Funds Total is due to co-pay deductions



2023 School-Based Medicaid Profile

Horatio 6703

ADM	688
Physical Therapy	\$ 0.00
Occupational Therapy	\$15,441.82
Speech Therapy	\$34,527.56
Personal Care	\$ 0.00
SBMH	\$ 0.00
EPSDT	\$1,268.94
Audiology	\$ 0.00
Direct Funds	\$49,538.32
Medicaid Rate	100.00%
ARMAC Total	\$46,194.18

.....

Total Reimbursement for FY 2023

\$95,732.50

*Differences in the combined totals of service areas and Direct Funds Total is due to co-pay deductions



2023 School-Based Medicaid Profile

Hot Springs 2603

ADM	3,553
Physical Therapy	\$23,825.78
Occupational Therapy	\$67,319.66
Speech Therapy	\$100,209.48
Personal Care	\$ 0.00
SBMH	\$ 0.00
EPSDT	\$ 0.00
Audiology	\$ 0.00
Direct Funds	\$190,007.42
Medicaid Rate	97.20%
ARMAC Total	\$284,682.84

Total Reimbursement for FY 2023

\$474,690.26

*Differences in the combined totals of service areas and Direct Funds Total is due to co-pay deductions



2023 School-Based Medicaid Profile

Hoxie 3804

ADM	812
Physical Therapy	\$52,234.95
Occupational Therapy	\$63,193.60
Speech Therapy	\$135,740.35
Personal Care	\$26,449.92
SBMH	\$ 0.00
EPSDT	\$2,447.22
Audiology	\$ 0.00
Direct Funds	\$279,306.04
Medicaid Rate	79.47%
ARMAC Total	\$40,415.75

Total Reimbursement for FY 2023

\$319,721.79

*Differences in the combined totals of service areas and Direct Funds Total is due to co-pay deductions



2023 School-Based Medicaid Profile

Huntsville

4401

ADM	2,258
Physical Therapy	\$9,548.91
Occupational Therapy	\$14,012.88
Speech Therapy	\$21,064.81
Personal Care	\$ 0.00
SBMH	\$ 0.00
EPSDT	\$7,030.86
Audiology	\$ 0.00
Direct Funds	\$51,160.57
Medicaid Rate	100.00%
ARMAC Total	\$171,208.48

.....

Total Reimbursement for FY 2023

\$222,369.05

*Differences in the combined totals of service areas and Direct Funds Total is due to co-pay deductions



2023 School-Based Medicaid Profile

Imboden Charter 3840

ADM	58
Physical Therapy	\$2,387.28
Occupational Therapy	\$3,546.12
Speech Therapy	\$2,188.90
Personal Care	\$ 0.00
SBMH	\$ 0.00
EPSDT	\$ 0.00
Audiology	\$ 0.00
Direct Funds	\$8,122.30
Medicaid Rate	79.47%
ARMAC Total	\$ 0.00

Total Reimbursement for FY 2023

\$8,122.30

*Differences in the combined totals of service areas and Direct Funds Total is due to co-pay deductions



2023 School-Based Medicaid Profile

Izard Co. Consolidated

3306

ADM	608
Physical Therapy	\$13,093.05
Occupational Therapy	\$18,813.05
Speech Therapy	\$30,400.33
Personal Care	\$1,489.92
SBMH	\$ 0.00
EPSDT	\$4,336.38
Audiology	\$ 0.00
Direct Funds	\$67,592.73
Medicaid Rate	91.70%
ARMAC Total	\$39,038.87

Total Reimbursement for FY 2023

\$106,631.60

*Differences in the combined totals of service areas and Direct Funds Total is due to co-pay deductions



2023 School-Based Medicaid Profile

Jackson County

3405

ADM	810
Physical Therapy	\$21,594.00
Occupational Therapy	\$24,715.28
Speech Therapy	\$ 0.00
Personal Care	\$ 0.00
SBMH	\$ 0.00
EPSDT	\$ 0.00
Audiology	\$ 0.00
Direct Funds	\$46,139.28
Medicaid Rate	99.50%
ARMAC Total	\$36,892.74

Total Reimbursement for FY 2023

\$83,032.02

*Differences in the combined totals of service areas and Direct Funds Total is due to co-pay deductions



2023 School-Based Medicaid Profile

Jacksonville North Pulaski

6004

ADM	4,092
Physical Therapy	\$14,203.07
Occupational Therapy	\$14,198.81
Speech Therapy	\$38,376.55
Personal Care	\$ 0.00
SBMH	\$ 0.00
EPSDT	\$ 0.00
Audiology	\$ 0.00
Direct Funds	\$65,948.43
Medicaid Rate	94.31%
ARMAC Total	\$289,877.07

Total Reimbursement for FY 2023

\$355,825.50

*Differences in the combined totals of service areas and Direct Funds Total is due to co-pay deductions



2023 School-Based Medicaid Profile

Jasper

5102

ADM	806
Physical Therapy	\$7,429.06
Occupational Therapy	\$12,722.98
Speech Therapy	\$8,114.15
Personal Care	\$7,869.44
SBMH	\$ 0.00
EPSDT	\$ 833.14
Audiology	\$ 0.00
Direct Funds	\$36,618.77
Medicaid Rate	69.64%
ARMAC Total	\$88,222.62

Total Reimbursement for FY 2023

\$124,841.39

*Differences in the combined totals of service areas and Direct Funds Total is due to co-pay deductions



2023 School-Based Medicaid Profile

Jessieville

2604

ADM	803
Physical Therapy	\$28,612.56
Occupational Therapy	\$61,528.68
Speech Therapy	\$29,297.78
Personal Care	\$ 0.00
SBMH	\$ 0.00
EPSDT	\$2,435.16
Audiology	\$ 189.34
Direct Funds	\$121,563.52
Medicaid Rate	97.20%
ARMAC Total	\$64,675.56

Total Reimbursement for FY 2023

\$186,239.08

*Differences in the combined totals of service areas and Direct Funds Total is due to co-pay deductions



2023 School-Based Medicaid Profile

Jonesboro

1608

ADM	6,342
Physical Therapy	\$142,312.23
Occupational Therapy	\$384,911.10
Speech Therapy	\$733,564.59
Personal Care	\$ 153.60
SBMH	\$ 0.00
EPSDT	\$23,001.96
Audiology	\$ 0.00
Direct Funds	\$1,282,683.48
Medicaid Rate	84.54%
ARMAC Total	\$175,933.21

Total Reimbursement for FY 2023

\$1,458,616.69

*Differences in the combined totals of service areas and Direct Funds Total is due to co-pay deductions



2023 School-Based Medicaid Profile

Junction City 7003

ADM	499
Physical Therapy	\$2,347.04
Occupational Therapy	\$10,615.12
Speech Therapy	\$15,887.52
Personal Care	\$ 0.00
SBMH	\$1,290.56
EPSDT	\$ 574.20
Audiology	\$ 0.00
Direct Funds	\$30,714.44
Medicaid Rate	81.07%
ARMAC Total	\$31,412.18

Total Reimbursement for FY 2023

\$62,126.62

*Differences in the combined totals of service areas and Direct Funds Total is due to co-pay deductions



2023 School-Based Medicaid Profile

KIPP Delta

5440

ADM	1,155
Physical Therapy	\$13,168.70
Occupational Therapy	\$15,346.68
Speech Therapy	\$12,024.48
Personal Care	\$ 0.00
SBMH	\$ 0.00
EPSDT	\$ 0.00
Audiology	\$ 0.00
Direct Funds	\$40,539.86
Medicaid Rate	98.48%
ARMAC Total	\$136,966.10

Total Reimbursement for FY 2023

\$177,505.96

*Differences in the combined totals of service areas and Direct Funds Total is due to co-pay deductions



2023 School-Based Medicaid Profile

Kirby 5503

ADM	426
Physical Therapy	\$1,103.72
Occupational Therapy	\$23,122.96
Speech Therapy	\$9,879.73
Personal Care	\$ 0.00
SBMH	\$ 0.00
EPSDT	\$1,853.44
Audiology	\$ 0.00
Direct Funds	\$35,269.85
Medicaid Rate	73.35%
ARMAC Total	\$21,996.19

.....
Total Reimbursement for FY 2023

\$57,266.04

*Differences in the combined totals of service areas and Direct Funds Total is due to co-pay deductions



2023 School-Based Medicaid Profile

Lafayette County

3704

ADM	499
Physical Therapy	\$7,861.96
Occupational Therapy	\$14,207.68
Speech Therapy	\$57,043.67
Personal Care	\$ 0.00
SBMH	\$ 0.00
EPSDT	\$2,047.82
Audiology	\$ 0.00
Direct Funds	\$81,161.13
Medicaid Rate	100.00%
ARMAC Total	\$60,389.70

.....

Total Reimbursement for FY 2023

\$141,550.83

*Differences in the combined totals of service areas and Direct Funds Total is due to co-pay deductions



2023 School-Based Medicaid Profile

Lake Hamilton

2605

ADM	4,008
Physical Therapy	\$12,331.02
Occupational Therapy	\$32,771.00
Speech Therapy	\$37,385.36
Personal Care	\$29,506.52
SBMH	\$ 0.00
EPSDT	\$19,060.90
Audiology	\$ 0.00
Direct Funds	\$130,444.80
Medicaid Rate	97.20%
ARMAC Total	\$349,380.31

Total Reimbursement for FY 2023

\$479,825.11

*Differences in the combined totals of service areas and Direct Funds Total is due to co-pay deductions



2023 School-Based Medicaid Profile

Lakeside - Chicot County

0903

ADM	847
Physical Therapy	\$1,574.04
Occupational Therapy	\$17,381.60
Speech Therapy	\$8,814.12
Personal Care	\$ 0.00
SBMH	\$ 0.00
EPSDT	\$4,954.54
Audiology	\$ 0.00
Direct Funds	\$32,694.30
Medicaid Rate	100.00%
ARMAC Total	\$48,846.75

Total Reimbursement for FY 2023

\$81,541.05

*Differences in the combined totals of service areas and Direct Funds Total is due to co-pay deductions



2023 School-Based Medicaid Profile

Lakeside-Garland Co

2606

ADM	3,371
Physical Therapy	\$10,872.88
Occupational Therapy	\$27,637.48
Speech Therapy	\$111,314.49
Personal Care	\$ 0.00
SBMH	\$ 0.00
EPSDT	\$ 0.00
Audiology	\$ 0.00
Direct Funds	\$148,144.85
Medicaid Rate	97.20%
ARMAC Total	\$247,711.67

Total Reimbursement for FY 2023

\$395,856.52

*Differences in the combined totals of service areas and Direct Funds Total is due to co-pay deductions



2023 School-Based Medicaid Profile

Lamar

3604

ADM	1,226
Physical Therapy	\$25,758.58
Occupational Therapy	\$53,194.16
Speech Therapy	\$110,826.38
Personal Care	\$2,621.44
SBMH	\$ 0.00
EPSDT	\$4,376.56
Audiology	\$ 0.00
Direct Funds	\$196,257.12
Medicaid Rate	97.66%
ARMAC Total	\$93,644.70

Total Reimbursement for FY 2023

\$289,901.82

*Differences in the combined totals of service areas and Direct Funds Total is due to co-pay deductions



2023 School-Based Medicaid Profile

Lavaca

6605

ADM	780
Physical Therapy	\$10,821.28
Occupational Therapy	\$41,958.74
Speech Therapy	\$67,453.26
Personal Care	\$ 0.00
SBMH	\$ 0.00
EPSDT	\$4,065.08
Audiology	\$ 0.00
Direct Funds	\$123,228.36
Medicaid Rate	94.95%
ARMAC Total	\$71,930.87

.....

Total Reimbursement for FY 2023

\$195,159.23

*Differences in the combined totals of service areas and Direct Funds Total is due to co-pay deductions



2023 School-Based Medicaid Profile

Lawrence County 3810

ADM	976
Physical Therapy	\$2,394.28
Occupational Therapy	\$8,391.58
Speech Therapy	\$109,751.34
Personal Care	\$ 0.00
SBMH	\$ 0.00
EPSDT	\$7,887.70
Audiology	\$ 0.00
Direct Funds	\$126,754.90
Medicaid Rate	79.47%
ARMAC Total	\$53,653.29

Total Reimbursement for FY 2023

\$180,408.19

*Differences in the combined totals of service areas and Direct Funds Total is due to co-pay deductions



2023 School-Based Medicaid Profile

Lead Hill

0506

ADM	359
Physical Therapy	\$7,896.52
Occupational Therapy	\$17,568.90
Speech Therapy	\$ 0.00
Personal Care	\$ 0.00
SBMH	\$ 0.00
EPSDT	\$2,449.28
Audiology	\$ 0.00
Direct Funds	\$27,354.70
Medicaid Rate	81.83%
ARMAC Total	\$23,866.48

Total Reimbursement for FY 2023

\$51,221.18

*Differences in the combined totals of service areas and Direct Funds Total is due to co-pay deductions



2023 School-Based Medicaid Profile

Lee County 3904

ADM	576
Physical Therapy	\$2,609.26
Occupational Therapy	\$15,482.76
Speech Therapy	\$11,101.54
Personal Care	\$ 0.00
SBMH	\$ 0.00
EPSDT	\$ 0.00
Audiology	\$ 0.00
Direct Funds	\$29,153.56
Medicaid Rate	100.00%
ARMAC Total	\$47,154.70

Total Reimbursement for FY 2023

\$76,308.26

*Differences in the combined totals of service areas and Direct Funds Total is due to co-pay deductions



2023 School-Based Medicaid Profile

Lincoln

7205

ADM	1,070
Physical Therapy	\$9,167.80
Occupational Therapy	\$14,292.10
Speech Therapy	\$22,288.71
Personal Care	\$ 0.00
SBMH	\$ 0.00
EPSDT	\$2,923.20
Audiology	\$ 0.00
Direct Funds	\$47,883.31
Medicaid Rate	79.52%
ARMAC Total	\$59,598.75

Total Reimbursement for FY 2023

\$107,482.06

*Differences in the combined totals of service areas and Direct Funds Total is due to co-pay deductions



2023 School-Based Medicaid Profile

LISA Academy WLR

6041

ADM	3,724
Physical Therapy	\$18,165.26
Occupational Therapy	\$106,639.64
Speech Therapy	\$195,566.41
Personal Care	\$ 0.00
SBMH	\$ 0.00
EPSDT	\$ 638.42
Audiology	\$ 0.00
Direct Funds	\$314,890.71
Medicaid Rate	94.31%
ARMAC Total	\$239,827.76

Total Reimbursement for FY 2023

\$554,718.47

*Differences in the combined totals of service areas and Direct Funds Total is due to co-pay deductions



2023 School-Based Medicaid Profile

Little Rock

6001

ADM	20,017
Physical Therapy	\$21,160.69
Occupational Therapy	\$72,851.22
Speech Therapy	\$258,161.84
Personal Care	\$14,540.80
SBMH	\$ 0.00
EPSDT	\$123,816.16
Audiology	\$3,524.92
Direct Funds	\$488,280.86
Medicaid Rate	94.31%
ARMAC Total	\$1,602,196.58

Total Reimbursement for FY 2023

\$2,090,477.44

*Differences in the combined totals of service areas and Direct Funds Total is due to co-pay deductions



2023 School-Based Medicaid Profile

Lonoke

4301

ADM	1,532
Physical Therapy	\$7,500.90
Occupational Therapy	\$17,794.90
Speech Therapy	\$43,385.63
Personal Care	\$ 0.00
SBMH	\$ 0.00
EPSDT	\$6,351.24
Audiology	\$ 0.00
Direct Funds	\$74,292.67
Medicaid Rate	74.62%
ARMAC Total	\$97,552.14

Total Reimbursement for FY 2023

\$171,844.81

*Differences in the combined totals of service areas and Direct Funds Total is due to co-pay deductions



2023 School-Based Medicaid Profile

Magazine 4202

ADM	424
Physical Therapy	\$18,480.40
Occupational Therapy	\$30,195.92
Speech Therapy	\$58,743.94
Personal Care	\$ 0.00
SBMH	\$ 0.00
EPSDT	\$1,523.76
Audiology	\$ 0.00
Direct Funds	\$108,694.02
Medicaid Rate	94.42%
ARMAC Total	\$40,003.44

Total Reimbursement for FY 2023

\$148,697.46

*Differences in the combined totals of service areas and Direct Funds Total is due to co-pay deductions



2023 School-Based Medicaid Profile

Magnet Cove

3003

ADM	695
Physical Therapy	\$ 680.12
Occupational Therapy	\$36,400.28
Speech Therapy	\$44,522.79
Personal Care	\$ 0.00
SBMH	\$ 0.00
EPSDT	\$3,427.00
Audiology	\$ 0.00
Direct Funds	\$83,960.19
Medicaid Rate	83.02%
ARMAC Total	\$53,559.06

Total Reimbursement for FY 2023

\$137,519.25

*Differences in the combined totals of service areas and Direct Funds Total is due to co-pay deductions



2023 School-Based Medicaid Profile

Magnolia

1402

ADM	2,540
Physical Therapy	\$21,520.56
Occupational Therapy	\$96,497.45
Speech Therapy	\$53,015.53
Personal Care	\$ 0.00
SBMH	\$35,217.38
EPSDT	\$17,674.79
Audiology	\$ 0.00
Direct Funds	\$223,475.71
Medicaid Rate	83.80%
ARMAC Total	\$141,490.17

Total Reimbursement for FY 2023

\$364,965.88

*Differences in the combined totals of service areas and Direct Funds Total is due to co-pay deductions



2023 School-Based Medicaid Profile

Malvern


3004

ADM	1,833
Physical Therapy	\$51,215.70
Occupational Therapy	\$220,228.84
Speech Therapy	\$444,575.79
Personal Care	\$ 0.00
SBMH	\$ 0.00
EPSDT	\$12,535.56
Audiology	\$ 508.52
Direct Funds	\$724,554.41
Medicaid Rate	83.02%
ARMAC Total	\$120,897.66

Total Reimbursement for FY 2023

\$845,452.07

*Differences in the combined totals of service areas and Direct Funds Total is due to co-pay deductions



2023 School-Based Medicaid Profile

Mammoth Spring

2501

ADM	454
Physical Therapy	\$14,704.62
Occupational Therapy	\$19,211.36
Speech Therapy	\$2,926.64
Personal Care	\$ 0.00
SBMH	\$ 0.00
EPSDT	\$ 0.00
Audiology	\$ 0.00
Direct Funds	\$36,802.62
Medicaid Rate	83.31%
ARMAC Total	\$27,903.14

Total Reimbursement for FY 2023

\$64,705.76

*Differences in the combined totals of service areas and Direct Funds Total is due to co-pay deductions



2023 School-Based Medicaid Profile

Manila

4712

ADM	991
Physical Therapy	\$15,341.73
Occupational Therapy	\$34,315.63
Speech Therapy	\$22,666.86
Personal Care	\$ 0.00
SBMH	\$ 0.00
EPSDT	\$4,215.84
Audiology	\$ 0.00
Direct Funds	\$76,080.06
Medicaid Rate	100.00%
ARMAC Total	\$81,266.29

Total Reimbursement for FY 2023

\$157,346.35

*Differences in the combined totals of service areas and Direct Funds Total is due to co-pay deductions



2023 School-Based Medicaid Profile

Mansfield

6606

ADM	760
Physical Therapy	\$13,350.34
Occupational Therapy	\$23,879.80
Speech Therapy	\$46,008.86
Personal Care	\$ 0.00
SBMH	\$ 0.00
EPSDT	\$3,958.96
Audiology	\$ 0.00
Direct Funds	\$87,197.96
Medicaid Rate	94.95%
ARMAC Total	\$92,969.13

Total Reimbursement for FY 2023

\$180,167.09

*Differences in the combined totals of service areas and Direct Funds Total is due to co-pay deductions



2023 School-Based Medicaid Profile

Marion

1804

ADM	3,828
Physical Therapy	\$50,268.42
Occupational Therapy	\$51,909.92
Speech Therapy	\$53,237.28
Personal Care	\$ 0.00
SBMH	\$ 0.00
EPSDT	\$23,550.10
Audiology	\$ 0.00
Direct Funds	\$177,709.64
Medicaid Rate	95.87%
ARMAC Total	\$236,763.93

Total Reimbursement for FY 2023

\$414,473.57

*Differences in the combined totals of service areas and Direct Funds Total is due to co-pay deductions



2023 School-Based Medicaid Profile

Marked Tree 5604

ADM	495
Physical Therapy	\$17,093.56
Occupational Therapy	\$27,945.52
Speech Therapy	\$99,028.79
Personal Care	\$ 0.00
SBMH	\$ 0.00
EPSDT	\$2,997.38
Audiology	\$ 0.00
Direct Funds	\$146,315.25
Medicaid Rate	98.57%
ARMAC Total	\$54,318.33

Total Reimbursement for FY 2023

\$200,633.58

*Differences in the combined totals of service areas and Direct Funds Total is due to co-pay deductions



2023 School-Based Medicaid Profile

Marmaduke 2803

ADM	632
Physical Therapy	\$49,577.62
Occupational Therapy	\$51,323.42
Speech Therapy	\$13,509.10
Personal Care	\$ 0.00
SBMH	\$ 0.00
EPSDT	\$ 0.00
Audiology	\$ 0.00
Direct Funds	\$114,034.20
Medicaid Rate	97.85%
ARMAC Total	\$48,386.16

Total Reimbursement for FY 2023

\$162,420.36

*Differences in the combined totals of service areas and Direct Funds Total is due to co-pay deductions



2023 School-Based Medicaid Profile

Marvell

5404

ADM	293
Physical Therapy	\$ 133.44
Occupational Therapy	\$ 809.04
Speech Therapy	\$ 0.00
Personal Care	\$ 0.00
SBMH	\$ 0.00
EPSDT	\$ 0.00
Audiology	\$ 0.00
Direct Funds	\$ 942.48
Medicaid Rate	98.48%
ARMAC Total	\$15,599.54

Total Reimbursement for FY 2023

\$16,542.02

*Differences in the combined totals of service areas and Direct Funds Total is due to co-pay deductions



2023 School-Based Medicaid Profile

Mayflower

2305

ADM	975
Physical Therapy	\$20,712.74
Occupational Therapy	\$52,695.10
Speech Therapy	\$108,884.60
Personal Care	\$ 0.00
SBMH	\$ 0.00
EPSDT	\$2,274.82
Audiology	\$ 0.00
Direct Funds	\$184,067.26
Medicaid Rate	82.94%
ARMAC Total	\$76,675.91

Total Reimbursement for FY 2023

\$260,743.17

*Differences in the combined totals of service areas and Direct Funds Total is due to co-pay deductions



2023 School-Based Medicaid Profile

Maynard

6102

ADM	544
Physical Therapy	\$10,143.00
Occupational Therapy	\$16,257.97
Speech Therapy	\$ 0.00
Personal Care	\$ 0.00
SBMH	\$ 0.00
EPSDT	\$2,682.12
Audiology	\$ 0.00
Direct Funds	\$29,083.09
Medicaid Rate	100.00%
ARMAC Total	\$35,258.42

Total Reimbursement for FY 2023

\$64,341.51

*Differences in the combined totals of service areas and Direct Funds Total is due to co-pay deductions



2023 School-Based Medicaid Profile

McCrory

7403

ADM	556
Physical Therapy	\$21,983.68
Occupational Therapy	\$60,423.20
Speech Therapy	\$88,657.04
Personal Care	\$ 0.00
SBMH	\$ 0.00
EPSDT	\$1,607.90
Audiology	\$ 0.00
Direct Funds	\$171,211.82
Medicaid Rate	91.28%
ARMAC Total	\$24,890.07

Total Reimbursement for FY 2023

\$196,101.89

*Differences in the combined totals of service areas and Direct Funds Total is due to co-pay deductions



2023 School-Based Medicaid Profile

McGehee

2105

ADM	1,034
Physical Therapy	\$4,783.24
Occupational Therapy	\$19,788.69
Speech Therapy	\$20,382.60
Personal Care	\$ 0.00
SBMH	\$ 0.00
EPSDT	\$7,969.78
Audiology	\$ 0.00
Direct Funds	\$52,094.31
Medicaid Rate	87.19%
ARMAC Total	\$96,221.58

Total Reimbursement for FY 2023

\$148,315.89

*Differences in the combined totals of service areas and Direct Funds Total is due to co-pay deductions



2023 School-Based Medicaid Profile

Melbourne

3302

ADM	783
Physical Therapy	\$33,288.40
Occupational Therapy	\$60,302.68
Speech Therapy	\$97,611.16
Personal Care	\$ 0.00
SBMH	\$ 0.00
EPSDT	\$ 0.00
Audiology	\$ 0.00
Direct Funds	\$190,172.24
Medicaid Rate	91.70%
ARMAC Total	\$42,672.59

Total Reimbursement for FY 2023

\$232,844.83

*Differences in the combined totals of service areas and Direct Funds Total is due to co-pay deductions



2023 School-Based Medicaid Profile

Mena 5703

ADM	1,701
Physical Therapy	\$50,633.22
Occupational Therapy	\$126,169.98
Speech Therapy	\$124,722.68
Personal Care	\$ 0.00
SBMH	\$ 0.00
EPSDT	\$9,087.96
Audiology	\$ 0.00
Direct Funds	\$305,953.84
Medicaid Rate	83.58%
ARMAC Total	\$38,364.92

Total Reimbursement for FY 2023

\$344,318.76

*Differences in the combined totals of service areas and Direct Funds Total is due to co-pay deductions



2023 School-Based Medicaid Profile

Midland

3211

ADM	460
Physical Therapy	\$14,013.87
Occupational Therapy	\$58,243.88
Speech Therapy	\$72,811.29
Personal Care	\$ 0.00
SBMH	\$ 0.00
EPSDT	\$3,364.84
Audiology	\$ 0.00
Direct Funds	\$146,833.88
Medicaid Rate	87.77%
ARMAC Total	\$44,877.00

Total Reimbursement for FY 2023

\$191,710.88

*Differences in the combined totals of service areas and Direct Funds Total is due to co-pay deductions



2023 School-Based Medicaid Profile

Mineral Springs 3104

ADM	382
Physical Therapy	\$2,412.78
Occupational Therapy	\$6,727.52
Speech Therapy	\$9,424.32
Personal Care	\$ 0.00
SBMH	\$ 0.00
EPSDT	\$ 0.00
Audiology	\$ 0.00
Direct Funds	\$17,984.62
Medicaid Rate	80.72%
ARMAC Total	\$32,717.58

Total Reimbursement for FY 2023

\$50,702.20

*Differences in the combined totals of service areas and Direct Funds Total is due to co-pay deductions



2023 School-Based Medicaid Profile

Monticello

2203

ADM	1,603
Physical Therapy	\$26,245.07
Occupational Therapy	\$40,091.32
Speech Therapy	\$43,176.75
Personal Care	\$12,735.34
SBMH	\$ 0.00
EPSDT	\$7,819.36
Audiology	\$ 0.00
Direct Funds	\$129,967.84
Medicaid Rate	84.81%
ARMAC Total	\$121,924.47

Total Reimbursement for FY 2023

\$251,892.31

*Differences in the combined totals of service areas and Direct Funds Total is due to co-pay deductions



2023 School-Based Medicaid Profile

Mount Ida

4902

ADM	443
Physical Therapy	\$14,640.58
Occupational Therapy	\$23,041.66
Speech Therapy	\$21,113.89
Personal Care	\$ 0.00
SBMH	\$ 0.00
EPSDT	\$2,527.58
Audiology	\$ 0.00
Direct Funds	\$61,323.71
Medicaid Rate	95.46%
ARMAC Total	\$52,388.82

Total Reimbursement for FY 2023

\$113,712.53

*Differences in the combined totals of service areas and Direct Funds Total is due to co-pay deductions



2023 School-Based Medicaid Profile

Mountain Home

0303

ADM	3,826
Physical Therapy	\$106,099.70
Occupational Therapy	\$179,153.22
Speech Therapy	\$85,047.81
Personal Care	\$17,203.20
SBMH	\$6,145.25
EPSDT	\$16,348.92
Audiology	\$ 0.00
Direct Funds	\$406,901.21
Medicaid Rate	99.17%
ARMAC Total	\$160,972.79

Total Reimbursement for FY 2023

\$567,874.00

*Differences in the combined totals of service areas and Direct Funds Total is due to co-pay deductions



2023 School-Based Medicaid Profile

Mountain Pine 2607

ADM	619
Physical Therapy	\$24,969.32
Occupational Therapy	\$94,943.04
Speech Therapy	\$131,009.96
Personal Care	\$ 0.00
SBMH	\$ 0.00
EPSDT	\$ 26.10
Audiology	\$ 0.00
Direct Funds	\$248,858.42
Medicaid Rate	97.20%
ARMAC Total	\$71,938.04

Total Reimbursement for FY 2023

\$320,796.46

*Differences in the combined totals of service areas and Direct Funds Total is due to co-pay deductions



2023 School-Based Medicaid Profile

Mountain View 6901

ADM	1,526
Physical Therapy	\$84,076.52
Occupational Therapy	\$121,355.17
Speech Therapy	\$39,206.22
Personal Care	\$ 0.00
SBMH	\$ 0.00
EPSDT	\$4,575.74
Audiology	\$ 0.00
Direct Funds	\$248,263.65
Medicaid Rate	100.00%
ARMAC Total	\$92,195.68

Total Reimbursement for FY 2023

\$340,459.33

*Differences in the combined totals of service areas and Direct Funds Total is due to co-pay deductions



2023 School-Based Medicaid Profile

Mountainburg

1703

ADM	602
Physical Therapy	\$1,516.52
Occupational Therapy	\$30,631.28
Speech Therapy	\$10,708.65
Personal Care	\$ 0.00
SBMH	\$ 0.00
EPSDT	\$ 0.00
Audiology	\$ 0.00
Direct Funds	\$42,176.45
Medicaid Rate	84.88%
ARMAC Total	\$60,118.23

Total Reimbursement for FY 2023

\$102,294.68

*Differences in the combined totals of service areas and Direct Funds Total is due to co-pay deductions



2023 School-Based Medicaid Profile

Mt.Vernon - Enola

2306

ADM	519
Physical Therapy	\$8,536.38
Occupational Therapy	\$31,327.50
Speech Therapy	\$97,842.66
Personal Care	\$ 337.92
SBMH	\$ 0.00
EPSDT	\$2,445.16
Audiology	\$ 0.00
Direct Funds	\$140,489.62
Medicaid Rate	82.94%
ARMAC Total	\$42,909.50

Total Reimbursement for FY 2023

\$183,399.12

*Differences in the combined totals of service areas and Direct Funds Total is due to co-pay deductions



2023 School-Based Medicaid Profile

Mulberry/Pleasant View 1704

ADM	399
Physical Therapy	\$13,121.80
Occupational Therapy	\$53,227.90
Speech Therapy	\$ 352.86
Personal Care	\$11,432.96
SBMH	\$ 0.00
EPSDT	\$1,955.44
Audiology	\$ 0.00
Direct Funds	\$80,090.96
Medicaid Rate	84.88%
ARMAC Total	\$31,251.75

Total Reimbursement for FY 2023

\$111,342.71

*Differences in the combined totals of service areas and Direct Funds Total is due to co-pay deductions



2023 School-Based Medicaid Profile

Nashville

3105

ADM	1,918
Physical Therapy	\$4,847.54
Occupational Therapy	\$13,430.47
Speech Therapy	\$45,467.95
Personal Care	\$ 0.00
SBMH	\$ 0.00
EPSDT	\$22,654.02
Audiology	\$ 0.00
Direct Funds	\$85,779.98
Medicaid Rate	80.72%
ARMAC Total	\$107,107.38

Total Reimbursement for FY 2023

\$192,887.36

*Differences in the combined totals of service areas and Direct Funds Total is due to co-pay deductions



2023 School-Based Medicaid Profile

Nemo Vista 1503

ADM	484
Physical Therapy	\$9,196.24
Occupational Therapy	\$27,367.44
Speech Therapy	\$100,867.12
Personal Care	\$ 0.00
SBMH	\$ 0.00
EPSDT	\$1,969.18
Audiology	\$ 0.00
Direct Funds	\$135,569.98
Medicaid Rate	92.02%
ARMAC Total	\$25,609.22

Total Reimbursement for FY 2023

\$161,179.20

*Differences in the combined totals of service areas and Direct Funds Total is due to co-pay deductions



2023 School-Based Medicaid Profile

Nettleton

1611

ADM	3,534
Physical Therapy	\$93,878.80
Occupational Therapy	\$282,716.40
Speech Therapy	\$576,602.55
Personal Care	\$ 0.00
SBMH	\$ 0.00
EPSDT	\$18,219.18
Audiology	\$ 0.00
Direct Funds	\$967,786.93
Medicaid Rate	84.54%
ARMAC Total	\$169,244.65

Total Reimbursement for FY 2023

\$1,137,031.58

*Differences in the combined totals of service areas and Direct Funds Total is due to co-pay deductions



2023 School-Based Medicaid Profile

Nevada

5008

ADM	408
Physical Therapy	\$3,219.12
Occupational Therapy	\$6,558.52
Speech Therapy	\$4,708.96
Personal Care	\$ 0.00
SBMH	\$ 0.00
EPSDT	\$2,871.00
Audiology	\$ 0.00
Direct Funds	\$16,697.60
Medicaid Rate	86.00%
ARMAC Total	\$36,086.76

Total Reimbursement for FY 2023

\$52,784.36

*Differences in the combined totals of service areas and Direct Funds Total is due to co-pay deductions



2023 School-Based Medicaid Profile

Newport

3403

ADM	1,146
Physical Therapy	\$130,064.72
Occupational Therapy	\$178,664.38
Speech Therapy	\$237,447.81
Personal Care	\$ 0.00
SBMH	\$ 0.00
EPSDT	\$ 0.00
Audiology	\$ 0.00
Direct Funds	\$542,696.91
Medicaid Rate	99.50%
ARMAC Total	\$177,894.83

Total Reimbursement for FY 2023

\$720,591.74

*Differences in the combined totals of service areas and Direct Funds Total is due to co-pay deductions



2023 School-Based Medicaid Profile

Norfolk

0304

ADM	454
Physical Therapy	\$1,915.92
Occupational Therapy	\$2,433.04
Speech Therapy	\$2,396.28
Personal Care	\$ 0.00
SBMH	\$ 0.00
EPSDT	\$ 0.00
Audiology	\$ 0.00
Direct Funds	\$6,410.12
Medicaid Rate	99.17%
ARMAC Total	\$25,854.34

Total Reimbursement for FY 2023

\$32,264.46

*Differences in the combined totals of service areas and Direct Funds Total is due to co-pay deductions



2023 School-Based Medicaid Profile

North Central ESC

3320

ADM

Physical Therapy	\$9,754.18
Occupational Therapy	\$5,062.04
Speech Therapy	\$21,587.64
Personal Care	\$ 0.00
SBMH	\$ 0.00
EPSDT	\$ 0.00
Audiology	\$ 0.00
Direct Funds	\$35,663.86
Medicaid Rate	92.76%
ARMAC Total	\$76,939.19

Total Reimbursement for FY 2023

\$112,603.05

*Differences in the combined totals of service areas and Direct Funds Total is due to co-pay deductions



2023 School-Based Medicaid Profile

North Little Rock

6002

ADM	7,583
Physical Therapy	\$47,571.50
Occupational Therapy	\$87,657.43
Speech Therapy	\$227,426.70
Personal Care	\$2,862.08
SBMH	\$ 0.00
EPSDT	\$43,345.28
Audiology	\$ 0.00
Direct Funds	\$406,612.99
Medicaid Rate	94.31%
ARMAC Total	\$591,835.01

Total Reimbursement for FY 2023

\$998,448.00

*Differences in the combined totals of service areas and Direct Funds Total is due to co-pay deductions



2023 School-Based Medicaid Profile

Northeast ESC 3820

ADM

Physical Therapy \$13,103.12

Occupational Therapy \$19,821.84

Speech Therapy \$40,707.41

Personal Care \$ 0.00

SBMH \$ 0.00

EPSDT \$ 0.00

Audiology \$ 0.00

Direct Funds \$71,546.93

Medicaid Rate 92.92%

ARMAC Total \$26,630.66

Total Reimbursement for FY 2023

\$98,177.59

*Differences in the combined totals of service areas and Direct Funds Total is due to co-pay deductions



2023 School-Based Medicaid Profile

Northwest ESC

7221

ADM

Physical Therapy	\$1,536.66
Occupational Therapy	\$4,684.72
Speech Therapy	\$46,587.66
Personal Care	\$ 0.00
SBMH	\$ 0.00
EPSDT	\$ 0.00
Audiology	\$ 0.00
Direct Funds	\$50,059.04
Medicaid Rate	73.85%
ARMAC Total	\$87,878.39

Total Reimbursement for FY 2023

\$137,937.43

*Differences in the combined totals of service areas and Direct Funds Total is due to co-pay deductions



2023 School-Based Medicaid Profile

Omaha

0504

ADM	365
Physical Therapy	\$9,084.22
Occupational Therapy	\$12,922.79
Speech Therapy	\$10,226.52
Personal Care	\$2,657.28
SBMH	\$ 0.00
EPSDT	\$1,867.18
Audiology	\$ 0.00
Direct Funds	\$36,337.99
Medicaid Rate	81.83%
ARMAC Total	\$28,474.98

Total Reimbursement for FY 2023

\$64,812.97

*Differences in the combined totals of service areas and Direct Funds Total is due to co-pay deductions



2023 School-Based Medicaid Profile

Osceola


4713

ADM	915
Physical Therapy	\$9,150.10
Occupational Therapy	\$26,462.94
Speech Therapy	\$43,212.80
Personal Care	\$ 0.00
SBMH	\$ 0.00
EPSDT	\$ 0.00
Audiology	\$ 0.00
Direct Funds	\$78,425.84
Medicaid Rate	100.00%
ARMAC Total	\$123,300.24

Total Reimbursement for FY 2023

\$201,726.08

*Differences in the combined totals of service areas and Direct Funds Total is due to co-pay deductions



2023 School-Based Medicaid Profile

Ouachita

3005

ADM	546
Physical Therapy	\$7,498.76
Occupational Therapy	\$5,798.16
Speech Therapy	\$9,398.20
Personal Care	\$3,680.94
SBMH	\$ 0.00
EPSDT	\$ 391.50
Audiology	\$ 0.00
Direct Funds	\$26,587.56
Medicaid Rate	83.02%
ARMAC Total	\$40,040.28

Total Reimbursement for FY 2023

\$66,627.84

*Differences in the combined totals of service areas and Direct Funds Total is due to co-pay deductions



2023 School-Based Medicaid Profile


Ouachita River 5706

ADM	773
Physical Therapy	\$8,189.20
Occupational Therapy	\$15,634.28
Speech Therapy	\$103,759.58
Personal Care	\$ 0.00
SBMH	\$8,835.39
EPSDT	\$3,485.04
Audiology	\$ 0.00
Direct Funds	\$137,406.60
Medicaid Rate	83.58%
ARMAC Total	\$62,350.65

.....
Total Reimbursement for FY 2023

\$199,757.25

*Differences in the combined totals of service areas and Direct Funds Total is due to co-pay deductions



2023 School-Based Medicaid Profile

Ozark


2404

ADM	1,721
Physical Therapy	\$11,800.76
Occupational Therapy	\$30,754.80
Speech Therapy	\$146,109.91
Personal Care	\$3,978.24 \$
SBMH	0.00
EPSDT	\$11,092.84
Audiology	\$ 0.00
Direct Funds	\$202,353.14
Medicaid Rate	75.74%
ARMAC Total	\$104,705.29

Total Reimbursement for FY 2023

\$307,058.43

*Differences in the combined totals of service areas and Direct Funds Total is due to co-pay deductions



2023 School-Based Medicaid Profile

Ozark Mountain 6505

ADM	560
Physical Therapy	\$26,345.08
Occupational Therapy	\$21,844.89
Speech Therapy	\$7,728.08
Personal Care	\$ 0.00
SBMH	\$ 0.00
EPSDT	\$2,503.54
Audiology	\$ 0.00
Direct Funds	\$58,131.59
Medicaid Rate	69.94%
ARMAC Total	\$50,621.18

Total Reimbursement for FY 2023

\$108,752.77

*Differences in the combined totals of service areas and Direct Funds Total is due to co-pay deductions



2023 School-Based Medicaid Profile

Ozarks Unlimited ESC

0520

ADM

Physical Therapy	\$1,905.84
Occupational Therapy	\$2,842.22
Speech Therapy	\$20,072.80
Personal Care	\$ 0.00
SBMH	\$ 0.00
EPSDT	\$ 0.00
Audiology	\$ 0.00
Direct Funds	\$24,170.86
Medicaid Rate	87.07%
ARMAC Total	\$38,234.05

Total Reimbursement for FY 2023

\$62,404.91

*Differences in the combined totals of service areas and Direct Funds Total is due to co-pay deductions



2023 School-Based Medicaid Profile

Palestine-Wheatley

6205

ADM	738
Physical Therapy	\$5,859.80
Occupational Therapy	\$21,171.78
Speech Therapy	\$25,002.23
Personal Care	\$ 0.00
SBMH	\$ 0.00
EPSDT	\$ 0.00
Audiology	\$ 0.00
Direct Funds	\$51,093.81
Medicaid Rate	100.00%
ARMAC Total	\$33,496.92

.....

Total Reimbursement for FY 2023

\$84,590.73

*Differences in the combined totals of service areas and Direct Funds Total is due to co-pay deductions



2023 School-Based Medicaid Profile

Pangburn

7309

ADM	741
Physical Therapy	\$25,973.86
Occupational Therapy	\$32,080.38
Speech Therapy	\$128,505.22
Personal Care	\$1,367.04
SBMH	\$ 0.00
EPSDT	\$5,673.32
Audiology	\$ 0.00
Direct Funds	\$188,499.82
Medicaid Rate	91.18%
ARMAC Total	\$69,188.32

Total Reimbursement for FY 2023

\$257,688.14

*Differences in the combined totals of service areas and Direct Funds Total is due to co-pay deductions



2023 School-Based Medicaid Profile

Paragould

2808

ADM	3,026
Physical Therapy	\$73,723.12
Occupational Therapy	\$93,552.32
Speech Therapy	\$64,567.11
Personal Care	\$ 0.00
SBMH	\$ 0.00
EPSDT	\$17,873.70
Audiology	\$ 0.00
Direct Funds	\$246,225.58
Medicaid Rate	97.85%
ARMAC Total	\$211,443.22

Total Reimbursement for FY 2023

\$457,668.80

*Differences in the combined totals of service areas and Direct Funds Total is due to co-pay deductions



2023 School-Based Medicaid Profile

Paris 4203

ADM	1,016
Physical Therapy	\$36,318.34
Occupational Therapy	\$61,714.32
Speech Therapy	\$16,739.79
Personal Care	\$ 0.00
SBMH	\$23,115.87
EPSDT	\$6,043.18
Audiology	\$ 0.00
Direct Funds	\$142,233.96
Medicaid Rate	94.42%
ARMAC Total	\$92,435.54

Total Reimbursement for FY 2023

\$234,669.50

*Differences in the combined totals of service areas and Direct Funds Total is due to co-pay deductions



2023 School-Based Medicaid Profile

Parkers Chapel

7007

ADM	775
Physical Therapy	\$6,831.68
Occupational Therapy	\$12,570.62
Speech Therapy	\$15,414.36
Personal Care	\$ 0.00
SBMH	\$ 0.00
EPSDT	\$1,391.54
Audiology	\$ 0.00
Direct Funds	\$35,858.20
Medicaid Rate	81.07%
ARMAC Total	\$57,234.39

Total Reimbursement for FY 2023

\$93,092.59

*Differences in the combined totals of service areas and Direct Funds Total is due to co-pay deductions



2023 School-Based Medicaid Profile

Pea Ridge

0407

ADM	2,442
Physical Therapy	\$27,833.24
Occupational Therapy	\$60,448.10
Speech Therapy	\$45,561.38
Personal Care	\$7,490.56
SBMH	\$ 0.00
EPSDT	\$11,327.40
Audiology	\$ 0.00
Direct Funds	\$148,751.86
Medicaid Rate	67.19%
ARMAC Total	\$127,902.15

Total Reimbursement for FY 2023

\$276,654.01

*Differences in the combined totals of service areas and Direct Funds Total is due to co-pay deductions



2023 School-Based Medicaid Profile

Perryville

5303

ADM	903
Physical Therapy	\$33,163.20
Occupational Therapy	\$59,404.46
Speech Therapy	\$68,096.84
Personal Care	\$ 0.00
SBMH	\$ 0.00
EPSDT	\$1,631.94
Audiology	\$ 0.00
Direct Funds	\$161,506.44
Medicaid Rate	79.30%
ARMAC Total	\$17,199.78

Total Reimbursement for FY 2023

\$178,706.22

*Differences in the combined totals of service areas and Direct Funds Total is due to co-pay deductions



2023 School-Based Medicaid Profile

Piggott

1104

ADM	781
Physical Therapy	\$49,793.16
Occupational Therapy	\$50,290.02
Speech Therapy	\$77,998.40
Personal Care	\$ 0.00
SBMH	\$ 0.00
EPSDT	\$ 0.00
Audiology	\$ 0.00
Direct Funds	\$177,351.58
Medicaid Rate	82.19%
ARMAC Total	\$56,166.95

Total Reimbursement for FY 2023

\$233,518.53

*Differences in the combined totals of service areas and Direct Funds Total is due to co-pay deductions



2023 School-Based Medicaid Profile

Pine Bluff

3505

ADM	3,047
Physical Therapy	\$26,905.81
Occupational Therapy	\$33,202.56
Speech Therapy	\$29,605.69
Personal Care	\$ 0.00
SBMH	\$ 0.00
EPSDT	\$26,649.48
Audiology	\$ 0.00
Direct Funds	\$115,564.04
Medicaid Rate	100.00%
ARMAC Total	\$400,223.41

Total Reimbursement for FY 2023

\$515,787.45

*Differences in the combined totals of service areas and Direct Funds Total is due to co-pay deductions



2023 School-Based Medicaid Profile

Pocahontas

6103

ADM	1,925
Physical Therapy	\$30,974.12
Occupational Therapy	\$84,681.24
Speech Therapy	\$55,987.56
Personal Care	\$3,112.96
SBMH	\$ 0.00
EPSDT	\$ 0.00
Audiology	\$ 0.00
Direct Funds	\$171,441.15
Medicaid Rate	100.00%
ARMAC Total	\$77,516.83

Total Reimbursement for FY 2023

\$248,957.98

*Differences in the combined totals of service areas and Direct Funds Total is due to co-pay deductions



2023 School-Based Medicaid Profile

Pottsville

5804

ADM	1,810
Physical Therapy	\$48,672.45
Occupational Therapy	\$83,976.90
Speech Therapy	\$100,159.14
Personal Care	\$ 0.00
SBMH	\$ 0.00
EPSDT	\$2,788.58
Audiology	\$ 0.00
Direct Funds	\$235,407.07
Medicaid Rate	86.19%
ARMAC Total	\$129,950.75

Total Reimbursement for FY 2023

\$365,357.82

*Differences in the combined totals of service areas and Direct Funds Total is due to co-pay deductions



2023 School-Based Medicaid Profile

Poyen

2703

ADM	485
Physical Therapy	\$2,575.64
Occupational Therapy	\$19,820.14
Speech Therapy	\$12,135.40
Personal Care	\$1,740.80
SBMH	\$ 0.00
EPSDT	\$ 220.82
Audiology	\$ 0.00
Direct Funds	\$36,009.02
Medicaid Rate	44.47%
ARMAC Total	\$23,464.63

Total Reimbursement for FY 2023

\$59,473.65

*Differences in the combined totals of service areas and Direct Funds Total is due to co-pay deductions



2023 School-Based Medicaid Profile

Prairie Grove


7206

ADM	2,106
Physical Therapy	\$2,339.09
Occupational Therapy	\$5,710.75
Speech Therapy	\$23,557.84
Personal Care	\$ 0.00
SBMH	\$ 0.00
EPSDT	\$5,509.16
Audiology	\$ 0.00
Direct Funds	\$36,436.84
Medicaid Rate	79.52%
ARMAC Total	\$160,825.54

Total Reimbursement for FY 2023

\$197,262.38

*Differences in the combined totals of service areas and Direct Funds Total is due to co-pay deductions



2023 School-Based Medicaid Profile

Prescott

5006

ADM	893
Physical Therapy	\$1,071.22
Occupational Therapy	\$3,777.56
Speech Therapy	\$7,261.64
Personal Care	\$ 0.00
SBMH	\$ 0.00
EPSDT	\$ 0.00
Audiology	\$ 0.00
Direct Funds	\$12,110.42
Medicaid Rate	86.00%
ARMAC Total	\$61,586.49

Total Reimbursement for FY 2023

\$73,696.91

*Differences in the combined totals of service areas and Direct Funds Total is due to co-pay deductions



2023 School-Based Medicaid Profile

Pulaski County Special

6003

ADM	11,461
Physical Therapy	\$30,761.31
Occupational Therapy	\$63,314.10
Speech Therapy	\$210,101.29
Personal Care	\$1,070.08
SBMH	\$ 0.00
EPSDT	\$57,543.30
Audiology	\$3,909.58
Direct Funds	\$359,521.34
Medicaid Rate	94.31%
ARMAC Total	\$1,296,063.86

Total Reimbursement for FY 2023

\$1,655,585.20

*Differences in the combined totals of service areas and Direct Funds Total is due to co-pay deductions



2023 School-Based Medicaid Profile

Quitman


1203

ADM	844
Physical Therapy	\$11,661.16
Occupational Therapy	\$56,038.16
Speech Therapy	\$80,706.00
Personal Care	\$ 0.00
SBMH	\$ 0.00
EPSDT	\$4,775.96
Audiology	\$ 0.00
Direct Funds	\$151,491.28
Medicaid Rate	86.69%
ARMAC Total	\$41,056.68

Total Reimbursement for FY 2023

\$192,547.96

*Differences in the combined totals of service areas and Direct Funds Total is due to co-pay deductions



2023 School-Based Medicaid Profile

Rector 1106

ADM	541
Physical Therapy	\$15,197.80
Occupational Therapy	\$28,218.28
Speech Therapy	\$8,672.44
Personal Care	\$ 0.00
SBMH	\$ 0.00
EPSDT	\$3,597.34
Audiology	\$ 0.00
Direct Funds	\$54,675.86
Medicaid Rate	82.19%
ARMAC Total	\$20,546.45

Total Reimbursement for FY 2023

\$75,222.31

*Differences in the combined totals of service areas and Direct Funds Total is due to co-pay deductions



2023 School-Based Medicaid Profile

Responsive Ed Solutions - LR

6053

ADM

Physical Therapy

\$ 0.00

Occupational Therapy

\$ 0.00

Speech Therapy

\$ 0.00

Personal Care

\$ 0.00

SBMH

\$ 0.00

EPSDT

\$ 0.00

Audiology

\$ 0.00

Direct Funds

\$ 0.00

Medicaid Rate

94.31%

ARMAC Total

\$25,274.26

.....
Total Reimbursement for FY 2023

\$25,274.26

*Differences in the combined totals of service areas and Direct Funds Total is due to co-pay deductions



2023 School-Based Medicaid Profile

Responsive Ed Solutions - NLR

6062

ADM

Physical Therapy

\$ 0.00

Occupational Therapy

\$ 0.00

Speech Therapy

\$ 0.00

Personal Care

\$ 0.00

SBMH

\$ 0.00

EPSDT

\$ 0.00

Audiology

\$ 0.00

Direct Funds

\$ 0.00

Medicaid Rate

94.31%

ARMAC Total

\$6,621.45

.....
Total Reimbursement for FY 2023

\$6,621.45

*Differences in the combined totals of service areas and Direct Funds Total is due to co-pay deductions



2023 School-Based Medicaid Profile

Responsive Ed Solutions - Springdale

7242

ADM

Physical Therapy \$ 0.00

Occupational Therapy \$ 0.00

Speech Therapy \$ 0.00

Personal Care \$ 0.00

SBMH \$ 0.00

EPSDT \$ 0.00

Audiology \$ 0.00

Direct Funds \$ 0.00

Medicaid Rate 79.52%

ARMAC Total \$3,518.71

Total Reimbursement for FY 2023

\$3,518.71

*Differences in the combined totals of service areas and Direct Funds Total is due to co-pay deductions



2023 School-Based Medicaid Profile

Rivercrest 4706

ADM	1,066
Physical Therapy	\$51,857.14
Occupational Therapy	\$75,249.44
Speech Therapy	\$89,589.45
Personal Care	\$ 0.00
SBMH	\$ 0.00
EPSDT	\$ 0.00
Audiology	\$ 0.00
Direct Funds	\$216,047.79
Medicaid Rate	100.00%
ARMAC Total	\$51,077.58

Total Reimbursement for FY 2023

\$267,125.37

*Differences in the combined totals of service areas and Direct Funds Total is due to co-pay deductions



2023 School-Based Medicaid Profile

Riverside

1613

ADM	728
Physical Therapy	\$58,279.68
Occupational Therapy	\$70,625.74
Speech Therapy	\$86,847.28
Personal Care	\$9,335.67
SBMH	\$ 0.00
EPSDT	\$1,310.84
Audiology	\$ 0.00
Direct Funds	\$224,959.21
Medicaid Rate	84.54%
ARMAC Total	\$48,247.29

Total Reimbursement for FY 2023

\$273,206.50

*Differences in the combined totals of service areas and Direct Funds Total is due to co-pay deductions



2023 School-Based Medicaid Profile

Riverview

7307

ADM	1,109
Physical Therapy	\$16,152.06
Occupational Therapy	\$124,063.02
Speech Therapy	\$113,797.26
Personal Care	\$ 0.00
SBMH	\$ 0.00
EPSDT	\$7,233.48
Audiology	\$ 0.00
Direct Funds	\$259,585.82
Medicaid Rate	91.18%
ARMAC Total	\$91,053.30

.....

Total Reimbursement for FY 2023

\$350,639.12

*Differences in the combined totals of service areas and Direct Funds Total is due to co-pay deductions



2023 School-Based Medicaid Profile

Rogers

0405

ADM	15,566
Physical Therapy	\$61,712.62
Occupational Therapy	\$38,172.43
Speech Therapy	\$186,232.59
Personal Care	\$ 0.00
SBMH	\$ 0.00
EPSDT	\$77,875.92
Audiology	\$ 0.00
Direct Funds	\$356,380.58
Medicaid Rate	67.19%
ARMAC Total	\$512,745.78

Total Reimbursement for FY 2023

\$869,126.36

*Differences in the combined totals of service areas and Direct Funds Total is due to co-pay deductions



2023 School-Based Medicaid Profile

Rose Bud

7310

ADM	730
Physical Therapy	\$20,064.04
Occupational Therapy	\$75,795.18
Speech Therapy	\$131,081.66
Personal Care	\$8,669.32
SBMH	\$ 0.00
EPSDT	\$3,649.54
Audiology	\$ 0.00
Direct Funds	\$235,149.74
Medicaid Rate	91.18%
ARMAC Total	\$67,745.33

Total Reimbursement for FY 2023

\$302,895.07

*Differences in the combined totals of service areas and Direct Funds Total is due to co-pay deductions



2023 School-Based Medicaid Profile

Russellville

5805

ADM	5,379
Physical Therapy	\$124,456.93
Occupational Therapy	\$214,722.52
Speech Therapy	\$169,595.54
Personal Care	\$12,928.00
SBMH	\$ 0.00
EPSDT	\$8,650.44
Audiology	\$ 0.00
Direct Funds	\$527,736.54
Medicaid Rate	86.19%
ARMAC Total	\$416,321.22

Total Reimbursement for FY 2023

\$944,057.76

*Differences in the combined totals of service areas and Direct Funds Total is due to co-pay deductions



2023 School-Based Medicaid Profile

Salem

2502

ADM	857
Physical Therapy	\$19,609.02
Occupational Therapy	\$27,309.47
Speech Therapy	\$72,526.06
Personal Care	\$ 0.00
SBMH	\$ 0.00
EPSDT	\$ 0.00
Audiology	\$ 0.00
Direct Funds	\$116,214.55
Medicaid Rate	83.31%
ARMAC Total	\$27,913.26

Total Reimbursement for FY 2023

\$144,127.81

*Differences in the combined totals of service areas and Direct Funds Total is due to co-pay deductions



2023 School-Based Medicaid Profile

Scholarmade 6060

ADM

Physical Therapy \$ 0.00

Occupational Therapy \$ 0.00

Speech Therapy \$ 0.00

Personal Care \$ 0.00

SBMH \$ 0.00

EPSDT \$ 0.00

Audiology \$ 0.00

Direct Funds \$ 0.00

Medicaid Rate 94.31%

ARMAC Total \$20,979.64

Total Reimbursement for FY 2023

\$20,979.64

*Differences in the combined totals of service areas and Direct Funds Total is due to co-pay deductions



2023 School-Based Medicaid Profile

Scranton

4204

ADM	437
Physical Therapy	\$3,068.82
Occupational Therapy	\$22,244.44
Speech Therapy	\$8,994.59
Personal Care	\$ 0.00
SBMH	\$ 0.00
EPSDT	\$2,027.56
Audiology	\$ 0.00
Direct Funds	\$36,038.52
Medicaid Rate	94.42%
ARMAC Total	\$21,645.32

Total Reimbursement for FY 2023

\$57,683.84

*Differences in the combined totals of service areas and Direct Funds Total is due to co-pay deductions



2023 School-Based Medicaid Profile

Searcy

7311

ADM	3,979
Physical Therapy	\$129,152.41
Occupational Therapy	\$526,132.43
Speech Therapy	\$506,873.41
Personal Care	\$ 0.00
SBMH	\$ 0.00
EPSDT	\$21,983.78
Audiology	\$ 0.00
Direct Funds	\$1,169,541.51
Medicaid Rate	91.18%
ARMAC Total	\$208,884.70

Total Reimbursement for FY 2023

\$1,378,426.21

*Differences in the combined totals of service areas and Direct Funds Total is due to co-pay deductions



2023 School-Based Medicaid Profile

Searcy County 6502

ADM	769
Physical Therapy	\$13,558.18
Occupational Therapy	\$33,879.02
Speech Therapy	\$34,069.82
Personal Care	\$ 0.00
SBMH	\$ 0.00
EPSDT	\$5,948.40
Audiology	\$ 0.00
Direct Funds	\$86,295.42
Medicaid Rate	69.94%
ARMAC Total	\$56,132.40

Total Reimbursement for FY 2023

\$142,427.82

*Differences in the combined totals of service areas and Direct Funds Total is due to co-pay deductions



2023 School-Based Medicaid Profile

Sheridan

2705

ADM	4,239
Physical Therapy	\$66,304.11
Occupational Therapy	\$145,951.08
Speech Therapy	\$121,847.39
Personal Care	\$ 66.56
SBMH	\$ 0.00
EPSDT	\$5,893.12
Audiology	\$ 0.00
Direct Funds	\$336,549.34
Medicaid Rate	44.47%
ARMAC Total	\$129,449.85

Total Reimbursement for FY 2023

\$465,999.19

*Differences in the combined totals of service areas and Direct Funds Total is due to co-pay deductions



2023 School-Based Medicaid Profile

Shirley

7104

ADM	321
Physical Therapy	\$22,232.72
Occupational Therapy	\$27,653.14
Speech Therapy	\$5,949.08
Personal Care	\$ 0.00
SBMH	\$ 0.00
EPSDT	\$11,533.12
Audiology	\$ 0.00
Direct Funds	\$67,368.06
Medicaid Rate	91.23%
ARMAC Total	\$20,125.18

Total Reimbursement for FY 2023

\$87,493.24

*Differences in the combined totals of service areas and Direct Funds Total is due to co-pay deductions



2023 School-Based Medicaid Profile

Siloam Springs

0406

ADM	4,418
Physical Therapy	\$98,513.14
Occupational Therapy	\$174,314.59
Speech Therapy	\$214,781.69
Personal Care	\$51,399.68
SBMH	\$ 0.00
EPSDT	\$25,521.68
Audiology	\$ 0.00
Direct Funds	\$558,838.10
Medicaid Rate	67.19%
ARMAC Total	\$260,902.71

Total Reimbursement for FY 2023

\$819,740.81

*Differences in the combined totals of service areas and Direct Funds Total is due to co-pay deductions



2023 School-Based Medicaid Profile

Sloan-Hendrix 3806

ADM	739
Physical Therapy	\$42,774.96
Occupational Therapy	\$86,427.78
Speech Therapy	\$91,063.24
Personal Care	\$ 0.00
SBMH	\$ 0.00
EPSDT	\$5,141.36
Audiology	\$ 0.00
Direct Funds	\$223,317.34
Medicaid Rate	79.47%
ARMAC Total	\$36,153.19

Total Reimbursement for FY 2023

\$259,470.53

*Differences in the combined totals of service areas and Direct Funds Total is due to co-pay deductions



2023 School-Based Medicaid Profile

Smackover-Norphlet

7008

ADM	1,014
Physical Therapy	\$26,394.66
Occupational Therapy	\$70,005.84
Speech Therapy	\$38,993.28
Personal Care	\$ 128.00
SBMH	\$ 0.00
EPSDT	\$8,323.84
Audiology	\$ 0.00
Direct Funds	\$142,015.62
Medicaid Rate	81.07%
ARMAC Total	\$76,797.21

Total Reimbursement for FY 2023

\$218,812.83

*Differences in the combined totals of service areas and Direct Funds Total is due to co-pay deductions



2023 School-Based Medicaid Profile

South Central ESC

5220

ADM

Physical Therapy \$ 322.88

Occupational Therapy \$3,197.86

Speech Therapy \$17,525.93

Personal Care \$ 0.00

SBMH \$ 0.00

EPSDT \$ 0.00

Audiology \$ 0.00

Direct Funds \$20,766.67

Medicaid Rate 85.22%

ARMAC Total \$61,654.46

Total Reimbursement for FY 2023

\$82,421.13

*Differences in the combined totals of service areas and Direct Funds Total is due to co-pay deductions



2023 School-Based Medicaid Profile

South Conway County

1507

ADM	2,285
Physical Therapy	\$62,602.56
Occupational Therapy	\$272,451.58
Speech Therapy	\$451,959.01
Personal Care	\$ 0.00
SBMH	\$ 0.00
EPSDT	\$5,785.62
Audiology	\$ 0.00
Direct Funds	\$788,438.77
Medicaid Rate	92.02%
ARMAC Total	\$178,243.64

Total Reimbursement for FY 2023

\$966,682.41

*Differences in the combined totals of service areas and Direct Funds Total is due to co-pay deductions



2023 School-Based Medicaid Profile

South Pike County


5504

ADM	655
Physical Therapy	\$18,039.36
Occupational Therapy	\$71,514.80
Speech Therapy	\$11,804.43
Personal Care	\$ 0.00
SBMH	\$ 0.00
EPSDT	\$3,436.96
Audiology	\$ 0.00
Direct Funds	\$104,515.55
Medicaid Rate	73.35%
ARMAC Total	\$58,511.57

Total Reimbursement for FY 2023

\$163,027.12

*Differences in the combined totals of service areas and Direct Funds Total is due to co-pay deductions



2023 School-Based Medicaid Profile

Southeast ESC

2220

ADM

Physical Therapy \$6,346.46

Occupational Therapy \$24,506.88

Speech Therapy \$67,414.01

Personal Care \$ 0.00

SBMH \$ 0.00

EPSDT \$ 0.00

Audiology \$ 806.88

Direct Funds \$96,404.23

Medicaid Rate 92.41%

ARMAC Total \$129,794.97

Total Reimbursement for FY 2023

\$226,199.20

*Differences in the combined totals of service areas and Direct Funds Total is due to co-pay deductions



2023 School-Based Medicaid Profile

Southside - Bee Branch

7105

ADM	508
Physical Therapy	\$20,458.94
Occupational Therapy	\$33,628.08
Speech Therapy	\$4,536.50
Personal Care	\$ 0.00
SBMH	\$ 0.00
EPSDT	\$ 156.60
Audiology	\$ 0.00
Direct Funds	\$58,780.12
Medicaid Rate	91.23%
ARMAC Total	\$59,103.09

Total Reimbursement for FY 2023

\$117,883.21

*Differences in the combined totals of service areas and Direct Funds Total is due to co-pay deductions



2023 School-Based Medicaid Profile

Southside-Batesville

3209

ADM	1,957
Physical Therapy	\$57,458.46
Occupational Therapy	\$74,627.34
Speech Therapy	\$64,751.21
Personal Care	\$ 0.00
SBMH	\$ 0.00
EPSDT	\$2,102.08
Audiology	\$ 0.00
Direct Funds	\$194,679.09
Medicaid Rate	87.77%
ARMAC Total	\$116,026.93

Total Reimbursement for FY 2023

\$310,706.02

*Differences in the combined totals of service areas and Direct Funds Total is due to co-pay deductions



2023 School-Based Medicaid Profile

Southwest ESC

2920

ADM

Physical Therapy \$ 0.00

Occupational Therapy \$6,146.78

Speech Therapy \$31,618.44

Personal Care \$ 0.00

SBMH \$ 0.00

EPSDT \$ 0.00

Audiology \$ 0.00

Direct Funds \$36,985.22

Medicaid Rate 100.00%

ARMAC Total \$76,800.28

Total Reimbursement for FY 2023

\$113,785.50

*Differences in the combined totals of service areas and Direct Funds Total is due to co-pay deductions



2023 School-Based Medicaid Profile

Spring Hill

2906

ADM	619
Physical Therapy	\$16,540.92
Occupational Therapy	\$15,137.60
Speech Therapy	\$14,226.36
Personal Care	\$ 0.00
SBMH	\$ 0.00
EPSDT	\$2,844.90
Audiology	\$ 0.00
Direct Funds	\$48,749.78
Medicaid Rate	100.00%
ARMAC Total	\$62,886.46

Total Reimbursement for FY 2023

\$111,636.24

*Differences in the combined totals of service areas and Direct Funds Total is due to co-pay deductions



2023 School-Based Medicaid Profile

Springdale

7207

ADM	21,683
Physical Therapy	\$13,060.62
Occupational Therapy	\$64,769.58
Speech Therapy	\$202,163.22
Personal Care	\$63,902.72
SBMH	\$ 0.00
EPSDT	\$113,227.26
Audiology	\$ 0.00
Direct Funds	\$448,151.91
Medicaid Rate	79.52%
ARMAC Total	\$1,010,752.51

Total Reimbursement for FY 2023

\$1,458,904.42

*Differences in the combined totals of service areas and Direct Funds Total is due to co-pay deductions



2023 School-Based Medicaid Profile

Star City

4003

ADM	1,379
Physical Therapy	\$23,584.76
Occupational Therapy	\$51,870.90
Speech Therapy	\$42,587.43
Personal Care	\$22,692.12
SBMH	\$ 0.00
EPSDT	\$9,638.80
Audiology	\$ 0.00
Direct Funds	\$148,077.12
Medicaid Rate	92.10%
ARMAC Total	\$70,925.92

Total Reimbursement for FY 2023

\$219,003.04

*Differences in the combined totals of service areas and Direct Funds Total is due to co-pay deductions



2023 School-Based Medicaid Profile

Strong-Huttig

7009

ADM	308
Physical Therapy	\$20,436.81
Occupational Therapy	\$63,527.78
Speech Therapy	\$33,374.98
Personal Care	\$ 0.00
SBMH	\$ 0.00
EPSDT	\$ 0.00
Audiology	\$ 0.00
Direct Funds	\$116,169.57
Medicaid Rate	81.07%
ARMAC Total	\$22,228.25

Total Reimbursement for FY 2023

\$138,397.82

*Differences in the combined totals of service areas and Direct Funds Total is due to co-pay deductions



2023 School-Based Medicaid Profile

Stuttgart

0104

ADM	1,536
Physical Therapy	\$14,602.80
Occupational Therapy	\$39,729.62
Speech Therapy	\$17,496.82
Personal Care	\$ 0.00
SBMH	\$ 0.00
EPSDT	\$5,780.12
Audiology	\$ 0.00
Direct Funds	\$77,609.36
Medicaid Rate	87.14%
ARMAC Total	\$101,206.00

Total Reimbursement for FY 2023

\$178,815.36

*Differences in the combined totals of service areas and Direct Funds Total is due to co-pay deductions



2023 School-Based Medicaid Profile

Texarkana

4605

ADM	3,687
Physical Therapy	\$13,981.19
Occupational Therapy	\$40,538.58
Speech Therapy	\$23,602.12
Personal Care	\$23,434.21
SBMH	\$ 0.00
EPSDT	\$15,030.52
Audiology	\$ 0.00
Direct Funds	\$116,226.62
Medicaid Rate	100.00%
ARMAC Total	\$266,696.09

Total Reimbursement for FY 2023

\$382,922.71

*Differences in the combined totals of service areas and Direct Funds Total is due to co-pay deductions



2023 School-Based Medicaid Profile

Trumann

5605

ADM	1,464
Physical Therapy	\$57,320.28
Occupational Therapy	\$103,876.62
Speech Therapy	\$215,486.63
Personal Care	\$ 0.00
SBMH	\$ 0.00
EPSDT	\$4,308.56
Audiology	\$ 0.00
Direct Funds	\$377,222.09
Medicaid Rate	98.57%
ARMAC Total	\$154,531.18

.....

Total Reimbursement for FY 2023

\$531,753.27

*Differences in the combined totals of service areas and Direct Funds Total is due to co-pay deductions



2023 School-Based Medicaid Profile

Two Rivers 7510

ADM	701
Physical Therapy	\$39,495.38
Occupational Therapy	\$80,111.18
Speech Therapy	\$168,232.80
Personal Care	\$ 0.00
SBMH	\$ 0.00
EPSDT	\$ 0.00
Audiology	\$ 0.00
Direct Funds	\$286,429.36
Medicaid Rate	86.02%
ARMAC Total	\$42,128.15

Total Reimbursement for FY 2023

\$328,557.51

*Differences in the combined totals of service areas and Direct Funds Total is due to co-pay deductions



2023 School-Based Medicaid Profile

Valley Springs

0505

ADM	819
Physical Therapy	\$8,844.12
Occupational Therapy	\$16,348.47
Speech Therapy	\$5,364.22
Personal Care	\$ 0.00
SBMH	\$ 0.00
EPSDT	\$3,327.76
Audiology	\$ 0.00
Direct Funds	\$33,794.57
Medicaid Rate	81.83%
ARMAC Total	\$51,655.36

Total Reimbursement for FY 2023

\$85,449.93

*Differences in the combined totals of service areas and Direct Funds Total is due to co-pay deductions



2023 School-Based Medicaid Profile

Valley View 1612

ADM	2,887
Physical Therapy	\$90,564.90
Occupational Therapy	\$163,352.12
Speech Therapy	\$247,421.05
Personal Care	\$28,375.04
SBMH	\$ 0.00
EPSDT	\$8,847.22
Audiology	\$ 0.00
Direct Funds	\$533,143.44
Medicaid Rate	84.54%
ARMAC Total	\$249,594.02

Total Reimbursement for FY 2023

\$782,737.46

*Differences in the combined totals of service areas and Direct Funds Total is due to co-pay deductions



2023 School-Based Medicaid Profile

Van Buren 1705

ADM	5,800
Physical Therapy	\$54,632.37
Occupational Therapy	\$511,669.67
Speech Therapy	\$333,339.54
Personal Care	\$ 0.00
SBMH	\$ 0.00
EPSDT	\$30,567.24
Audiology	\$ 0.00
Direct Funds	\$921,515.90
Medicaid Rate	84.88%
ARMAC Total	\$348,303.33

Total Reimbursement for FY 2023

\$1,269,819.23

*Differences in the combined totals of service areas and Direct Funds Total is due to co-pay deductions



2023 School-Based Medicaid Profile

Vilonia

2307

ADM	2,930
Physical Therapy	\$8,231.68
Occupational Therapy	\$35,127.41
Speech Therapy	\$48,582.19
Personal Care	\$ 0.00
SBMH	\$ 0.00
EPSDT	\$8,006.18
Audiology	\$ 0.00
Direct Funds	\$97,987.22
Medicaid Rate	82.94%
ARMAC Total	\$231,070.75

.....

Total Reimbursement for FY 2023

\$329,057.97

*Differences in the combined totals of service areas and Direct Funds Total is due to co-pay deductions



2023 School-Based Medicaid Profile

Viola 2503

ADM	388
Physical Therapy	\$1,628.18
Occupational Therapy	\$3,437.82
Speech Therapy	\$8,551.83
Personal Care	\$ 0.00
SBMH	\$ 0.00
EPSDT	\$ 0.00
Audiology	\$ 0.00
Direct Funds	\$13,197.83
Medicaid Rate	83.31%
ARMAC Total	\$17,932.28

Total Reimbursement for FY 2023

\$31,130.11

*Differences in the combined totals of service areas and Direct Funds Total is due to co-pay deductions



2023 School-Based Medicaid Profile

Waldron

6401

ADM	1,397
Physical Therapy	\$31,974.70
Occupational Therapy	\$36,272.92
Speech Therapy	\$ 20.88
Personal Care	\$ 0.00
SBMH	\$ 0.00
EPSDT	\$ 0.00
Audiology	\$ 0.00
Direct Funds	\$68,268.50
Medicaid Rate	100.00%
ARMAC Total	\$109,216.17

Total Reimbursement for FY 2023

\$177,484.67

*Differences in the combined totals of service areas and Direct Funds Total is due to co-pay deductions



2023 School-Based Medicaid Profile

Warren

0602

ADM	1,418
Physical Therapy	\$2,290.18
Occupational Therapy	\$29,490.22
Speech Therapy	\$25,486.24
Personal Care	\$ 0.00
SBMH	\$ 0.00
EPSDT	\$6,568.96
Audiology	\$ 0.00
Direct Funds	\$63,575.60
Medicaid Rate	97.37%
ARMAC Total	\$121,457.40

Total Reimbursement for FY 2023

\$185,033.00

*Differences in the combined totals of service areas and Direct Funds Total is due to co-pay deductions



2023 School-Based Medicaid Profile

Watson Chapel 3509

ADM	1,791
Physical Therapy	\$7,887.08
Occupational Therapy	\$35,461.60
Speech Therapy	\$64,504.72
Personal Care	\$ 0.00
SBMH	\$ 0.00
EPSDT	\$11,330.84
Audiology	\$ 0.00
Direct Funds	\$119,144.24
Medicaid Rate	100.00%
ARMAC Total	\$122,980.73

Total Reimbursement for FY 2023

\$242,124.97

*Differences in the combined totals of service areas and Direct Funds Total is due to co-pay deductions



2023 School-Based Medicaid Profile

West Fork

7208

ADM	800
Physical Therapy	\$2,160.30
Occupational Therapy	\$7,020.04
Speech Therapy	\$13,390.54
Personal Care	\$ 0.00
SBMH	\$ 0.00
EPSDT	\$3,505.30
Audiology	\$ 0.00
Direct Funds	\$25,005.51
Medicaid Rate	79.52%
ARMAC Total	\$54,051.57

Total Reimbursement for FY 2023

\$79,057.08

*Differences in the combined totals of service areas and Direct Funds Total is due to co-pay deductions



2023 School-Based Medicaid Profile


West Memphis 1803

ADM	4,808
Physical Therapy	\$12,845.94
Occupational Therapy	\$56,445.16
Speech Therapy	\$70,561.51
Personal Care	\$ 0.00
SBMH	\$ 0.00
EPSDT	\$5,861.50
Audiology	\$ 0.00
Direct Funds	\$145,714.11
Medicaid Rate	95.87%
ARMAC Total	\$243,080.99

Total Reimbursement for FY 2023

\$388,795.10

*Differences in the combined totals of service areas and Direct Funds Total is due to co-pay deductions



2023 School-Based Medicaid Profile

West Side - Greer's Ferry 1204

ADM	465
Physical Therapy	\$30,910.60
Occupational Therapy	\$34,024.74
Speech Therapy	\$108,973.67
Personal Care	\$ 0.00
SBMH	\$ 0.00
EPSDT	\$1,264.82
Audiology	\$ 0.00
Direct Funds	\$175,103.83
Medicaid Rate	86.69%
ARMAC Total	\$35,063.10

Total Reimbursement for FY 2023

\$210,166.93

*Differences in the combined totals of service areas and Direct Funds Total is due to co-pay deductions



2023 School-Based Medicaid Profile

Western Yell 7509

ADM	301
Physical Therapy	\$4,568.50
Occupational Therapy	\$9,115.96
Speech Therapy	\$55,379.59
Personal Care	\$ 0.00
SBMH	\$ 0.00
EPSDT	\$2,047.82
Audiology	\$ 0.00
Direct Funds	\$70,461.87
Medicaid Rate	86.02%
ARMAC Total	\$28,926.06

Total Reimbursement for FY 2023

\$99,387.93

*Differences in the combined totals of service areas and Direct Funds Total is due to co-pay deductions



2023 School-Based Medicaid Profile

Western/Guy Fenter ESC

2420

ADM

Physical Therapy

\$ 156.36

Occupational Therapy

\$ 137.48

Speech Therapy

\$96,308.11

Personal Care

\$ 0.00

SBMH

\$ 0.00

EPSDT

\$ 0.00

Audiology

\$ 0.00

Direct Funds

\$94,724.60

Medicaid Rate

92.11%

ARMAC Total

\$70,209.93

Total Reimbursement for FY 2023

\$164,934.53

*Differences in the combined totals of service areas and Direct Funds Total is due to co-pay deductions



2023 School-Based Medicaid Profile

Westside (Jonesboro) 1602

ADM	1,732
Physical Therapy	\$12,732.74
Occupational Therapy	\$36,904.86
Speech Therapy	\$33,218.08
Personal Care	\$ 0.00
SBMH	\$ 0.00
EPSDT	\$ 156.60
Audiology	\$ 0.00
Direct Funds	\$82,542.28
Medicaid Rate	84.54%
ARMAC Total	\$89,813.57

Total Reimbursement for FY 2023

\$172,355.85

*Differences in the combined totals of service areas and Direct Funds Total is due to co-pay deductions



2023 School-Based Medicaid Profile

Westside-Coal Hill

3606

ADM	609
Physical Therapy	\$12,783.04
Occupational Therapy	\$37,936.98
Speech Therapy	\$ 854.08
Personal Care	\$ 0.00
SBMH	\$ 0.00
EPSDT	\$4,890.32
Audiology	\$ 0.00
Direct Funds	\$56,464.42
Medicaid Rate	97.66%
ARMAC Total	\$60,806.35

Total Reimbursement for FY 2023

\$117,270.77

*Differences in the combined totals of service areas and Direct Funds Total is due to co-pay deductions



2023 School-Based Medicaid Profile

Westwind School for Performing Arts

6063

ADM

Physical Therapy \$ 0.00

Occupational Therapy \$ 0.00

Speech Therapy \$ 0.00

Personal Care \$ 0.00

SBMH \$ 0.00

EPSDT \$ 0.00

Audiology \$ 0.00

Direct Funds \$ 0.00

Medicaid Rate 94.31%

ARMAC Total \$10,905.76

Total Reimbursement for FY 2023

\$10,905.76

*Differences in the combined totals of service areas and Direct Funds Total is due to co-pay deductions



2023 School-Based Medicaid Profile

White County Central

7304

ADM	810
Physical Therapy	\$21,861.64
Occupational Therapy	\$40,890.06
Speech Therapy	\$65,067.02
Personal Care	\$ 0.00
SBMH	\$ 0.00
EPSDT	\$4,265.98
Audiology	\$ 0.00
Direct Funds	\$131,004.70
Medicaid Rate	91.18%
ARMAC Total	\$38,298.99

Total Reimbursement for FY 2023

\$169,303.69

*Differences in the combined totals of service areas and Direct Funds Total is due to co-pay deductions



2023 School-Based Medicaid Profile

White Hall 3510

ADM	3,009
Physical Therapy	\$20,699.56
Occupational Therapy	\$65,253.48
Speech Therapy	\$60,450.25
Personal Care	\$ 0.00
SBMH	\$ 0.00
EPSDT	\$11,333.24
Audiology	\$ 0.00
Direct Funds	\$154,516.53
Medicaid Rate	100.00%
ARMAC Total	\$201,424.65

Total Reimbursement for FY 2023

\$355,941.18

*Differences in the combined totals of service areas and Direct Funds Total is due to co-pay deductions



2023 School-Based Medicaid Profile

Wilbur D. Mills ESC

7320

ADM

Physical Therapy	\$ 0.00
Occupational Therapy	\$2,863.68
Speech Therapy	\$213,709.92
Personal Care	\$ 0.00
SBMH	\$ 0.00
EPSDT	\$ 0.00
Audiology	\$ 0.00
Direct Funds	\$213,733.60
Medicaid Rate	82.76%
ARMAC Total	\$56,409.14

Total Reimbursement for FY 2023

\$270,142.74

*Differences in the combined totals of service areas and Direct Funds Total is due to co-pay deductions



2023 School-Based Medicaid Profile


Wonderview 1505

ADM	439
Physical Therapy	\$2,533.44
Occupational Therapy	\$27,214.56
Speech Therapy	\$88,137.31
Personal Care	\$ 0.00
SBMH	\$ 0.00
EPSDT	\$3,035.50
Audiology	\$ 0.00
Direct Funds	\$120,230.81
Medicaid Rate	92.02%
ARMAC Total	\$29,966.30

Total Reimbursement for FY 2023

\$150,197.11

*Differences in the combined totals of service areas and Direct Funds Total is due to co-pay deductions



2023 School-Based Medicaid Profile

Woodlawn 1304

ADM	570
Physical Therapy	\$1,525.76
Occupational Therapy	\$2,248.82
Speech Therapy	\$19,109.34
Personal Care	\$ 0.00
SBMH	\$ 0.00
EPSDT	\$1,814.98
Audiology	\$ 0.00
Direct Funds	\$24,218.90
Medicaid Rate	65.54%
ARMAC Total	\$24,929.65

Total Reimbursement for FY 2023

\$49,148.55

*Differences in the combined totals of service areas and Direct Funds Total is due to co-pay deductions



2023 School-Based Medicaid Profile

Wynne

1905

ADM	2,483
Physical Therapy	\$92,302.36
Occupational Therapy	\$127,413.80
Speech Therapy	\$79,528.38
Personal Care	\$ 0.00
SBMH	\$ 0.00
EPSDT	\$12,358.70
Audiology	\$ 0.00
Direct Funds	\$311,533.24
Medicaid Rate	82.05%
ARMAC Total	\$208,660.40

Total Reimbursement for FY 2023

\$520,193.64

*Differences in the combined totals of service areas and Direct Funds Total is due to co-pay deductions



2023 School-Based Medicaid Profile

Yellville-Summit

4502

ADM	926
Physical Therapy	\$51,444.52
Occupational Therapy	\$80,095.12
Speech Therapy	\$11,610.52
Personal Care	\$ 0.00
SBMH	\$ 0.00
EPSDT	\$2,348.66
Audiology	\$ 0.00
Direct Funds	\$145,048.82
Medicaid Rate	81.83%
ARMAC Total	\$46,558.59

Total Reimbursement for FY 2023

\$191,607.41

*Differences in the combined totals of service areas and Direct Funds Total is due to co-pay deductions