



## 2022 School-Based Medicaid Profile

### STATE TOTALS

ADM	473,861
Physical Therapy	\$5,246,148.11
Occupational Therapy	\$10,854,419.98
Speech Therapy	\$14,521,544.57
Personal Care	\$1,612,714.74
SBMH	\$417,971.64
EPSDT	\$1,595,790.55
Audiology	\$15,943.16
Direct Funds	\$33,839,254.25
Medicaid Rate	82.92%
ARMAC Total	\$31,053,995.42

**Total Reimbursement for FY 2022**

**\$64,893,249.67**

\*Differences in the combined totals of service areas and Direct Funds Total is due to co-pay deductions



## 2022 School-Based Medicaid Profile

Academics Plus 6040

ADM	1,678
Physical Therapy	\$0
Occupational Therapy	\$174.08
Speech Therapy	\$0
Personal Care	\$0
SBMH	\$0
EPSDT	\$0
Audiology	\$0
Direct Funds	\$174.08
Medicaid Rate	94.41%
ARMAC Total	\$87,394.69

**Total Reimbursement for FY 2022**

**\$87,568.77**

\*Differences in the combined totals of service areas and Direct Funds Total is due to co-pay deductions



## 2022 School-Based Medicaid Profile


Alma 1701

ADM	3,181
Physical Therapy	\$37,601.40
Occupational Therapy	\$116,847.48
Speech Therapy	\$28,002.08
Personal Care	\$0
SBMH	\$0
EPSDT	\$7,828.98
Audiology	\$0
Direct Funds	\$187,952.64
Medicaid Rate	80.38%
ARMAC Total	\$196,230.30

**Total Reimbursement for FY 2022**

**\$384,182.94**

\*Differences in the combined totals of service areas and Direct Funds Total is due to co-pay deductions



## 2022 School-Based Medicaid Profile

Alpena

0501

ADM	434
Physical Therapy	\$16,790.44
Occupational Therapy	\$11,846.02
Speech Therapy	\$1,415.60
Personal Care	\$0
SBMH	\$0
EPSDT	\$823.18
Audiology	\$0
Direct Funds	\$30,565.74
Medicaid Rate	80.69%
ARMAC Total	\$29,270.53

.....

**Total Reimbursement for FY 2022**

**\$59,836.27**

\*Differences in the combined totals of service areas and Direct Funds Total is due to co-pay deductions



## 2022 School-Based Medicaid Profile

Arch Ford ESC 1520


ADM	852
Physical Therapy	\$0
Occupational Therapy	\$1,544.96
Speech Therapy	\$17,105.38
Personal Care	\$0
SBMH	\$0
EPSDT	\$0
Audiology	\$0
Direct Funds	\$17,775.00
Medicaid Rate	81.42%
ARMAC Total	\$88,602.96

.....

**Total Reimbursement for FY 2022**

**\$106,377.96**

\*Differences in the combined totals of service areas and Direct Funds Total is due to co-pay deductions



## 2022 School-Based Medicaid Profile

Arkadelphia

1002


ADM	1,799
Physical Therapy	\$23,507.40
Occupational Therapy	\$34,267.76
Speech Therapy	\$64,157.34
Personal Care	\$0
SBMH	\$0
EPSDT	\$6,264.00
Audiology	\$0
Direct Funds	\$126,530.56
Medicaid Rate	100%
ARMAC Total	\$84,093.24

.....

**Total Reimbursement for FY 2022**

**\$210,623.80**

\*Differences in the combined totals of service areas and Direct Funds Total is due to co-pay deductions



## 2022 School-Based Medicaid Profile

Arkansas Arts Academy

0440

ADM	1,182
Physical Therapy	\$0
Occupational Therapy	\$7,389.08
Speech Therapy	\$8,646.10
Personal Care	\$0
SBMH	\$0
EPSDT	\$0
Audiology	\$0
Direct Funds	\$15,599.24
Medicaid Rate	62.32%
ARMAC Total	\$166,587.32

.....

**Total Reimbursement for FY 2022**

**\$182,186.56**

\*Differences in the combined totals of service areas and Direct Funds Total is due to co-pay deductions



## 2022 School-Based Medicaid Profile

Arkansas Lighthouse Academies 6050


ADM	1,064
Physical Therapy	\$572.48
Occupational Therapy	\$14,807.34
Speech Therapy	\$27,173.35
Personal Care	\$0
SBMH	\$0
EPSDT	\$4,828.16
Audiology	\$0
Direct Funds	\$46,756.14
Medicaid Rate	94.41%
ARMAC Total	\$106,764.87

**Total Reimbursement for FY 2022**

**\$153,521.01**

\*Differences in the combined totals of service areas and Direct Funds Total is due to co-pay deductions





## 2022 School-Based Medicaid Profile

Arkansas River ESC 3520

ADM	71
Physical Therapy	\$0
Occupational Therapy	\$1,853.52
Speech Therapy	\$16,419.82
Personal Care	\$0
SBMH	\$0
EPSDT	\$4,435.38
Audiology	\$0
Direct Funds	\$22,056.84
Medicaid Rate	85.33%
ARMAC Total	\$47,830.99

.....

**Total Reimbursement for FY 2022**

**\$69,887.83**

\*Differences in the combined totals of service areas and Direct Funds Total is due to co-pay deductions



## 2022 School-Based Medicaid Profile


Arkansas School for the Blind	6091
ADM	80
Physical Therapy	\$51,439.80
Occupational Therapy	\$73,899.64
Speech Therapy	\$61,549.04
Personal Care	\$0
SBMH	\$0
EPSDT	\$372.62
Audiology	\$0
Direct Funds	\$187,261.10
Medicaid Rate	94.41%
ARMAC Total	\$128,145.85

.....

**Total Reimbursement for FY 2022**

**\$315,406.95**

\*Differences in the combined totals of service areas and Direct Funds Total is due to co-pay deductions



## 2022 School-Based Medicaid Profile


Arkansas School for the Deaf	6092
ADM	96
Physical Therapy	\$52,419.84
Occupational Therapy	\$54,787.68
Speech Therapy	\$52,867.84
Personal Care	\$0
SBMH	\$0
EPSDT	\$549.12
Audiology	\$0
Direct Funds	\$160,604.48
Medicaid Rate	94.41%
ARMAC Total	\$134,197.62

.....

**Total Reimbursement for FY 2022**

**\$294,802.10**

\*Differences in the combined totals of service areas and Direct Funds Total is due to co-pay deductions



## 2022 School-Based Medicaid Profile

Arkansas Virtual

6043


ADM	3,924
Physical Therapy	\$5,185.60
Occupational Therapy	\$22,558.72
Speech Therapy	\$78,566.38
Personal Care	\$0
SBMH	\$0
EPSDT	\$0
Audiology	\$0
Direct Funds	\$106,290.70
Medicaid Rate	94.41%
ARMAC Total	\$311,779.63

.....

**Total Reimbursement for FY 2022**

**\$418,070.33**

\*Differences in the combined totals of service areas and Direct Funds Total is due to co-pay deductions



## 2022 School-Based Medicaid Profile

Armored 4701


ADM	415
Physical Therapy	\$7,970.80
Occupational Therapy	\$13,227.30
Speech Therapy	\$20,487.44
Personal Care	\$0
SBMH	\$0
EPSDT	\$0
Audiology	\$0
Direct Funds	\$40,965.54
Medicaid Rate	96.39%
ARMAC Total	\$23,267.30

.....

**Total Reimbursement for FY 2022**

**\$64,232.84**

\*Differences in the combined totals of service areas and Direct Funds Total is due to co-pay deductions



## 2022 School-Based Medicaid Profile

Ashdown 4101

ADM	1,290
Physical Therapy	\$21,036.04
Occupational Therapy	\$50,815.60
Speech Therapy	\$58,424.16
Personal Care	\$41,566.50
SBMH	\$0
EPSDT	\$6,483.10
Audiology	\$0
Direct Funds	\$176,327.02
Medicaid Rate	73.57%
ARMAC Total	\$102,017.12

.....

**Total Reimbursement for FY 2022**

**\$278,344.14**

\*Differences in the combined totals of service areas and Direct Funds Total is due to co-pay deductions



## 2022 School-Based Medicaid Profile

Atkins 5801

ADM	915
Physical Therapy	\$69,275.12
Occupational Therapy	\$82,380.00
Speech Therapy	\$114,236.24
Personal Care	\$0
SBMH	\$0
EPSDT	\$5,788.36
Audiology	\$0
Direct Funds	\$270,979.72
Medicaid Rate	83.79%
ARMAC Total	\$44,407.04

.....

**Total Reimbursement for FY 2022**

**\$315,386.76**

\*Differences in the combined totals of service areas and Direct Funds Total is due to co-pay deductions



## 2022 School-Based Medicaid Profile

Augusta

7401

ADM	323
Physical Therapy	\$7,286.56
Occupational Therapy	\$31,737.60
Speech Therapy	\$56,184.32
Personal Care	\$0
SBMH	\$0
EPSDT	\$0
Audiology	\$0
Direct Funds	\$95,208.48
Medicaid Rate	87.76%
ARMAC Total	\$17,521.02


.....

**Total Reimbursement for FY 2022**

**\$112,729.50**

\*Differences in the combined totals of service areas and Direct Funds Total is due to co-pay deductions





## 2022 School-Based Medicaid Profile

Bald Knob

7301

ADM	1,096
Physical Therapy	\$49,704.20
Occupational Therapy	\$95,392.68
Speech Therapy	\$33,541.26
Personal Care	\$0
SBMH	\$0
EPSDT	\$7,402.78
Audiology	\$0
Direct Funds	\$185,490.92
Medicaid Rate	89.39%
ARMAC Total	\$94,830.34

.....

**Total Reimbursement for FY 2022**

**\$280,321.26**

\*Differences in the combined totals of service areas and Direct Funds Total is due to co-pay deductions



## 2022 School-Based Medicaid Profile

Barton-Lexa

5401

ADM	674
Physical Therapy	\$17,084.22
Occupational Therapy	\$37,917.80
Speech Therapy	\$23,096.26
Personal Care	\$304.42
SBMH	\$0
EPSDT	\$3,505.30
Audiology	\$0
Direct Funds	\$80,635.50
Medicaid Rate	91.43%
ARMAC Total	\$40,904.25

**Total Reimbursement for FY 2022**

**\$121,539.75**

\*Differences in the combined totals of service areas and Direct Funds Total is due to co-pay deductions



## 2022 School-Based Medicaid Profile

Batesville


3201

ADM	3,176
Physical Therapy	\$45,449.92
Occupational Therapy	\$68,965.18
Speech Therapy	\$68,025.60
Personal Care	\$29,870.08
SBMH	\$0
EPSDT	\$17,561.22
Audiology	\$0
Direct Funds	\$227,432.00
Medicaid Rate	84.75%
ARMAC Total	\$213,720.52

**Total Reimbursement for FY 2022**

**\$441,152.52**

\*Differences in the combined totals of service areas and Direct Funds Total is due to co-pay deductions



## 2022 School-Based Medicaid Profile

Bauxite

6301

ADM	1,590
Physical Therapy	\$1,175.04
Occupational Therapy	\$800.40
Speech Therapy	\$51,970.36
Personal Care	\$0
SBMH	\$0
EPSDT	\$5,687.40
Audiology	\$0
Direct Funds	\$58,713.20
Medicaid Rate	68.53%
ARMAC Total	\$29,747.57

**Total Reimbursement for FY 2022**

**\$88,460.77**

\*Differences in the combined totals of service areas and Direct Funds Total is due to co-pay deductions



## 2022 School-Based Medicaid Profile

Bay 1601

ADM	567
Physical Therapy	\$29,767.68
Occupational Therapy	\$30,493.12
Speech Therapy	\$46,684.64
Personal Care	\$0
SBMH	\$0
EPSDT	\$0
Audiology	\$0
Direct Funds	\$106,305.44
Medicaid Rate	80.28%
ARMAC Total	\$48,180.95

.....

**Total Reimbursement for FY 2022**

**\$154,486.39**

\*Differences in the combined totals of service areas and Direct Funds Total is due to co-pay deductions



## 2022 School-Based Medicaid Profile

Bearden 5201

ADM	485
Physical Therapy	\$1,235.22
Occupational Therapy	\$6,587.62
Speech Therapy	\$13,180.52
Personal Care	\$0
SBMH	\$0
EPSDT	\$979.78
Audiology	\$0
Direct Funds	\$21,983.14
Medicaid Rate	89.39%
ARMAC Total	\$36,976.86

.....

**Total Reimbursement for FY 2022**

**\$58,960.00**

\*Differences in the combined totals of service areas and Direct Funds Total is due to co-pay deductions



## 2022 School-Based Medicaid Profile

Beebe

7302

ADM	3,279
Physical Therapy	\$14,167.82
Occupational Therapy	\$13,607.38
Speech Therapy	\$17,385.82
Personal Care	\$31,098.88
SBMH	\$0
EPSDT	\$14,906.20
Audiology	\$0
Direct Funds	\$88,458.72
Medicaid Rate	89.39%
ARMAC Total	\$212,530.33

**Total Reimbursement for FY 2022**

**\$300,989.05**

\*Differences in the combined totals of service areas and Direct Funds Total is due to co-pay deductions



## 2022 School-Based Medicaid Profile

Benton

6302

ADM	5,638
Physical Therapy	\$346.75
Occupational Therapy	\$18,548.68
Speech Therapy	\$31,462.86
Personal Care	\$98,724.56
SBMH	\$0
EPSDT	\$16,347.20
Audiology	\$0
Direct Funds	\$164,000.05
Medicaid Rate	68.53%
ARMAC Total	\$248,871.09

**Total Reimbursement for FY 2022**

**\$412,871.14**

\*Differences in the combined totals of service areas and Direct Funds Total is due to co-pay deductions





## 2022 School-Based Medicaid Profile

Bentonville

0401

ADM	18,337
Physical Therapy	\$31,701.10
Occupational Therapy	\$75,334.62
Speech Therapy	\$200,910.02
Personal Care	\$139,497.06
SBMH	\$0
EPSDT	\$46,760.22
Audiology	\$0
Direct Funds	\$484,230.28
Medicaid Rate	62.32%
ARMAC Total	\$1,169,268.71

.....

**Total Reimbursement for FY 2022**

**\$1,653,498.99**

\*Differences in the combined totals of service areas and Direct Funds Total is due to co-pay deductions



## 2022 School-Based Medicaid Profile

Bergman

0502

ADM	1,057
Physical Therapy	\$24,719.64
Occupational Therapy	\$22,390.76
Speech Therapy	\$4,063.40
Personal Care	\$0
SBMH	\$0
EPSDT	\$6,279.46
Audiology	\$0
Direct Funds	\$57,146.76
Medicaid Rate	80.69%
ARMAC Total	\$52,845.17

.....

**Total Reimbursement for FY 2022**

**\$109,991.93**

\*Differences in the combined totals of service areas and Direct Funds Total is due to co-pay deductions



## 2022 School-Based Medicaid Profile

Berryville

0801


ADM	1,800
Physical Therapy	\$17,168.64
Occupational Therapy	\$43,539.98
Speech Therapy	\$37,288.98
Personal Care	\$26,501.12
SBMH	\$0
EPSDT	\$12,661.94
Audiology	\$0
Direct Funds	\$135,580.91
Medicaid Rate	90.93%
ARMAC Total	\$117,769.11

.....

**Total Reimbursement for FY 2022**

**\$253,350.02**

\*Differences in the combined totals of service areas and Direct Funds Total is due to co-pay deductions



## 2022 School-Based Medicaid Profile

Bismarck 3001

ADM	947
Physical Therapy	\$14,633.40
Occupational Therapy	\$36,957.00
Speech Therapy	\$31,827.30
Personal Care	\$28,578.69
SBMH	\$0
EPSDT	\$3,095.60
Audiology	\$0
Direct Funds	\$115,091.99
Medicaid Rate	78.62%
ARMAC Total	\$70,931.78

.....

**Total Reimbursement for FY 2022**

**\$186,023.77**

\*Differences in the combined totals of service areas and Direct Funds Total is due to co-pay deductions



## 2022 School-Based Medicaid Profile

Blevins 2901


ADM	430
Physical Therapy	\$6,394.12
Occupational Therapy	\$9,997.10
Speech Therapy	\$10,626.68
Personal Care	\$0
SBMH	\$0
EPSDT	\$0
Audiology	\$0
Direct Funds	\$26,267.90
Medicaid Rate	93.97%
ARMAC Total	\$32,436.65

.....

**Total Reimbursement for FY 2022**

**\$58,704.55**

\*Differences in the combined totals of service areas and Direct Funds Total is due to co-pay deductions



## 2022 School-Based Medicaid Profile

Blytheville

4702

ADM	1,605
Physical Therapy	\$32,003.50
Occupational Therapy	\$43,909.38
Speech Therapy	\$21,530.40
Personal Care	\$0
SBMH	\$0
EPSDT	\$8,889.12
Audiology	\$0
Direct Funds	\$106,332.40
Medicaid Rate	96.39%
ARMAC Total	\$152,422.42

.....

**Total Reimbursement for FY 2022**

**\$258,754.82**

\*Differences in the combined totals of service areas and Direct Funds Total is due to co-pay deductions



## 2022 School-Based Medicaid Profile

Booneville

4201


ADM	1,212
Physical Therapy	\$13,253.72
Occupational Therapy	\$54,710.28
Speech Therapy	\$43,653.56
Personal Care	\$0
SBMH	\$34,400.38
EPSDT	\$5,456.62
Audiology	\$0
Direct Funds	\$149,064.56
Medicaid Rate	91.12%
ARMAC Total	\$72,179.68

.....

**Total Reimbursement for FY 2022**

**\$221,244.24**

\*Differences in the combined totals of service areas and Direct Funds Total is due to co-pay deductions



## 2022 School-Based Medicaid Profile

Bradford 7303

ADM	435
Physical Therapy	\$8,262.08
Occupational Therapy	\$14,618.96
Speech Therapy	\$108,931.00
Personal Care	\$0
SBMH	\$0
EPSDT	\$2,708.22
Audiology	\$0
Direct Funds	\$132,920.26
Medicaid Rate	89.39%
ARMAC Total	\$54,231.65

.....

**Total Reimbursement for FY 2022**

**\$187,151.91**

\*Differences in the combined totals of service areas and Direct Funds Total is due to co-pay deductions





## 2022 School-Based Medicaid Profile

Brinkley 4801


ADM	412
Physical Therapy	\$0
Occupational Therapy	\$22,351.68
Speech Therapy	\$16,941.74
Personal Care	\$0
SBMH	\$0
EPSDT	\$0
Audiology	\$0
Direct Funds	\$39,293.42
Medicaid Rate	100%
ARMAC Total	\$38,211.72

.....

**Total Reimbursement for FY 2022**

**\$77,505.14**

\*Differences in the combined totals of service areas and Direct Funds Total is due to co-pay deductions



## 2022 School-Based Medicaid Profile

Brookland 1603


ADM	2,795
Physical Therapy	\$32,733.08
Occupational Therapy	\$196,276.8
Speech Therapy	\$41,728.87
Personal Care	\$0
SBMH	\$0
EPSDT	\$7,630.82
Audiology	\$0
Direct Funds	\$275,819.57
Medicaid Rate	80.28%
ARMAC Total	\$178,168.25

.....

**Total Reimbursement for FY 2022**

**\$453,987.82**

\*Differences in the combined totals of service areas and Direct Funds Total is due to co-pay deductions



## 2022 School-Based Medicaid Profile

Bryant


6303

ADM	9,395
Physical Therapy	\$131,388.04
Occupational Therapy	\$235,567.45
Speech Therapy	\$203,716.06
Personal Care	\$0
SBMH	\$84,826.76
EPSDT	\$40,083.80
Audiology	\$0
Direct Funds	\$684,908.87
Medicaid Rate	68.53%
ARMAC Total	\$602,288.63

**Total Reimbursement for FY 2022**

**\$1,287,197.50**

\*Differences in the combined totals of service areas and Direct Funds Total is due to co-pay deductions



## 2022 School-Based Medicaid Profile

Buffalo Island Central 1605

ADM	697
Physical Therapy	\$24,909.60
Occupational Therapy	\$42,145.60
Speech Therapy	\$4,603.22
Personal Care	\$0
SBMH	\$0
EPSDT	\$0
Audiology	\$0
Direct Funds	\$71,658.42
Medicaid Rate	80.28%
ARMAC Total	\$44,557.78

.....

**Total Reimbursement for FY 2022**

**\$116,216.20**

\*Differences in the combined totals of service areas and Direct Funds Total is due to co-pay deductions



## 2022 School-Based Medicaid Profile

Cabot 4304

ADM	10,244
Physical Therapy	\$40,900.86
Occupational Therapy	\$62,454.16
Speech Therapy	\$93,974.18
Personal Care	\$86,663.51
SBMH	\$0
EPSDT	\$35,268.34
Audiology	\$0
Direct Funds	\$317,571.05
Medicaid Rate	73.68%
ARMAC Total	\$624,451.12

.....

**Total Reimbursement for FY 2022**

**\$942,022.17**

\*Differences in the combined totals of service areas and Direct Funds Total is due to co-pay deductions



## 2022 School-Based Medicaid Profile

Caddo Hills

4901


ADM	541
Physical Therapy	\$0
Occupational Therapy	\$0
Speech Therapy	\$21,157.84
Personal Care	\$0
SBMH	\$0
EPSDT	\$0
Audiology	\$0
Direct Funds	\$20,697.84
Medicaid Rate	75.57%
ARMAC Total	\$36,589.62

.....

**Total Reimbursement for FY 2022**

**\$57,287.46**

\*Differences in the combined totals of service areas and Direct Funds Total is due to co-pay deductions



## 2022 School-Based Medicaid Profile

Calico Rock

3301

ADM	373
Physical Therapy	\$4,080.32
Occupational Therapy	\$8,641.62
Speech Therapy	\$12,197.64
Personal Care	\$0
SBMH	\$0
EPSDT	\$3,376.86
Audiology	\$0
Direct Funds	\$28,296.44
Medicaid Rate	87.57%
ARMAC Total	\$48,494.45

.....

**Total Reimbursement for FY 2022**

**\$76,790.89**

\*Differences in the combined totals of service areas and Direct Funds Total is due to co-pay deductions



## 2022 School-Based Medicaid Profile

Camden Fairview

5204

ADM	2,130
Physical Therapy	\$19,855.04
Occupational Therapy	\$55,461.10
Speech Therapy	\$18,772.75
Personal Care	\$0
SBMH	\$0
EPSDT	\$5,971.76
Audiology	\$0
Direct Funds	\$99,465.90
Medicaid Rate	89.39%
ARMAC Total	\$190,695.53

.....

**Total Reimbursement for FY 2022**

**\$290,161.43**

\*Differences in the combined totals of service areas and Direct Funds Total is due to co-pay deductions





## 2022 School-Based Medicaid Profile

Carlisle

4303

ADM	611
Physical Therapy	\$2,371.84
Occupational Therapy	\$13,567.52
Speech Therapy	\$540.42
Personal Care	\$0
SBMH	\$0
EPSDT	\$0
Audiology	\$0
Direct Funds	\$16,199.78
Medicaid Rate	73.68%
ARMAC Total	\$45,747.92

**Total Reimbursement for FY 2022**

**\$61,947.70**

\*Differences in the combined totals of service areas and Direct Funds Total is due to co-pay deductions



## 2022 School-Based Medicaid Profile

Cave City 6802

ADM	1,196
Physical Therapy	\$94,901.16
Occupational Therapy	\$138,810.92
Speech Therapy	\$120,400.75
Personal Care	\$9,026.56
SBMH	\$66,824.36
EPSDT	\$10,817.08
Audiology	\$0
Direct Funds	\$438,030.83
Medicaid Rate	99.40%
ARMAC Total	\$69,605.17

.....

**Total Reimbursement for FY 2022**

**\$507,636.00**

\*Differences in the combined totals of service areas and Direct Funds Total is due to co-pay deductions



## 2022 School-Based Medicaid Profile

Cedar Ridge

3212


ADM	621
Physical Therapy	\$17,750.68
Occupational Therapy	\$10,608.48
Speech Therapy	\$7,594.24
Personal Care	\$0
SBMH	\$0
EPSDT	\$0
Audiology	\$0
Direct Funds	\$34,073.40
Medicaid Rate	84.75%
ARMAC Total	\$52,668.19

.....

**Total Reimbursement for FY 2022**

**\$86,741.59**

\*Differences in the combined totals of service areas and Direct Funds Total is due to co-pay deductions



## 2022 School-Based Medicaid Profile

Cedarville 1702

ADM	731
Physical Therapy	\$380.08
Occupational Therapy	\$9,261.86
Speech Therapy	\$36,159.18
Personal Care	\$0
SBMH	\$0
EPSDT	\$0
Audiology	\$0
Direct Funds	\$45,801.12
Medicaid Rate	80.38%
ARMAC Total	\$55,197.25

.....

**Total Reimbursement for FY 2022**

**\$100,998.37**

\*Differences in the combined totals of service areas and Direct Funds Total is due to co-pay deductions



## 2022 School-Based Medicaid Profile

Centerpoint 5502

ADM	981
Physical Therapy	\$9,757.08
Occupational Therapy	\$32,956.20
Speech Therapy	\$32,657.72
Personal Care	\$0
SBMH	\$0
EPSDT	\$6,169.22
Audiology	\$0
Direct Funds	\$80,890.22
Medicaid Rate	68.64%
ARMAC Total	\$53,261.20

.....

**Total Reimbursement for FY 2022**

**\$134,151.42**

\*Differences in the combined totals of service areas and Direct Funds Total is due to co-pay deductions



## 2022 School-Based Medicaid Profile

Charleston

2402

ADM	859
Physical Therapy	\$9,413.40
Occupational Therapy	\$19,636.00
Speech Therapy	\$12,222.54
Personal Care	\$17,853.44
SBMH	\$0
EPSDT	\$3,410.86
Audiology	\$0
Direct Funds	\$61,764.36
Medicaid Rate	72.10%
ARMAC Total	\$48,220.88

.....

**Total Reimbursement for FY 2022**

**\$109,985.24**

\*Differences in the combined totals of service areas and Direct Funds Total is due to co-pay deductions



## 2022 School-Based Medicaid Profile

Clarendon 4802

ADM	429
Physical Therapy	\$13,715.18
Occupational Therapy	\$28,712.02
Speech Therapy	\$12,811.80
Personal Care	\$0
SBMH	\$0
EPSDT	\$2,517.62
Audiology	\$0
Direct Funds	\$57,134.74
Medicaid Rate	100%
ARMAC Total	\$60,083.75

.....

**Total Reimbursement for FY 2022**

**\$117,218.49**

\*Differences in the combined totals of service areas and Direct Funds Total is due to co-pay deductions



## 2022 School-Based Medicaid Profile

Clarksville 3601

ADM	2,448
Physical Therapy	\$60,710.92
Occupational Therapy	\$89,575.72
Speech Therapy	\$75,046.89
Personal Care	\$184,545.54
SBMH	\$0
EPSDT	\$12,832.28
Audiology	\$0
Direct Funds	\$419,821.16
Medicaid Rate	93.58%
ARMAC Total	\$298,079.13

.....

**Total Reimbursement for FY 2022**

**\$717,900.29**

\*Differences in the combined totals of service areas and Direct Funds Total is due to co-pay deductions





## 2022 School-Based Medicaid Profile

Cleveland County 1305

ADM	701
Physical Therapy	\$1,665.46
Occupational Therapy	\$10,264.64
Speech Therapy	\$7,565.44
Personal Care	\$0
SBMH	\$0
EPSDT	\$7,915.86
Audiology	\$0
Direct Funds	\$25,710.26
Medicaid Rate	62.96%
ARMAC Total	\$28,878.94

.....

**Total Reimbursement for FY 2022**

**\$54,589.20**

\*Differences in the combined totals of service areas and Direct Funds Total is due to co-pay deductions



## 2022 School-Based Medicaid Profile

Clinton

7102

ADM	1,231
Physical Therapy	\$64,108.90
Occupational Therapy	\$71,391.52
Speech Therapy	\$87,841.84
Personal Care	\$5,504.00
SBMH	\$0
EPSDT	\$0
Audiology	\$0
Direct Funds	\$227,130.32
Medicaid Rate	94.10%
ARMAC Total	\$113,430.41

.....

**Total Reimbursement for FY 2022**

**\$340,560.73**

\*Differences in the combined totals of service areas and Direct Funds Total is due to co-pay deductions



## 2022 School-Based Medicaid Profile

Concord 1201

ADM	378
Physical Therapy	\$21,036.64
Occupational Therapy	\$54,640.08
Speech Therapy	\$40,771.06
Personal Care	\$0
SBMH	\$0
EPSDT	\$2,134.36
Audiology	\$0
Direct Funds	\$115,656.20
Medicaid Rate	87.21%
ARMAC Total	\$42,131.57

.....

**Total Reimbursement for FY 2022**

**\$157,787.77**

\*Differences in the combined totals of service areas and Direct Funds Total is due to co-pay deductions



## 2022 School-Based Medicaid Profile

Conway 2301

ADM	9,749
Physical Therapy	\$18,233.96
Occupational Therapy	\$31,690.46
Speech Therapy	\$144,616.02
Personal Care	\$43,633.24
SBMH	\$0
EPSDT	\$30,388.68
Audiology	\$0
Direct Funds	\$262,378.74
Medicaid Rate	76.28%
ARMAC Total	\$654,174.42

.....

**Total Reimbursement for FY 2022**

**\$916,553.16**

\*Differences in the combined totals of service areas and Direct Funds Total is due to co-pay deductions



## 2022 School-Based Medicaid Profile

Corning

1101

ADM	825
Physical Therapy	\$2,673.26
Occupational Therapy	\$29,180.02
Speech Therapy	\$36,814.80
Personal Care	\$0
SBMH	\$0
EPSDT	\$3,247.74
Audiology	\$0
Direct Funds	\$70,145.82
Medicaid Rate	78.66%
ARMAC Total	\$36,619.83

.....

**Total Reimbursement for FY 2022**

**\$106,765.65**

\*Differences in the combined totals of service areas and Direct Funds Total is due to co-pay deductions



## 2022 School-Based Medicaid Profile

Cossatot River 5707


ADM	874
Physical Therapy	\$8,908.80
Occupational Therapy	\$16,448.00
Speech Therapy	\$10,124.44
Personal Care	\$3,870.72
SBMH	\$0
EPSDT	\$4,840.52
Audiology	\$0
Direct Funds	\$43,419.48
Medicaid Rate	81.59%
ARMAC Total	\$88,111.12

.....

**Total Reimbursement for FY 2022**

**\$131,530.60**

\*Differences in the combined totals of service areas and Direct Funds Total is due to co-pay deductions



## 2022 School-Based Medicaid Profile

Cotter

0302

ADM	723
Physical Therapy	\$30,315.72
Occupational Therapy	\$52,596.60
Speech Therapy	\$13,954.14
Personal Care	\$6,128.64
SBMH	\$0
EPSDT	\$3,678.04
Audiology	\$0
Direct Funds	\$104,915.76
Medicaid Rate	94.84%
ARMAC Total	\$42,448.10

.....

**Total Reimbursement for FY 2022**

**\$147,363.86**

\*Differences in the combined totals of service areas and Direct Funds Total is due to co-pay deductions



## 2022 School-Based Medicaid Profile

County Line 2403

ADM	537
Physical Therapy	\$10,631.40
Occupational Therapy	\$24,494.88
Speech Therapy	\$8,689.52
Personal Care	\$0
SBMH	\$0
EPSDT	\$2,587.34
Audiology	\$0
Direct Funds	\$46,403.14
Medicaid Rate	72.10%
ARMAC Total	\$39,540.87

.....

**Total Reimbursement for FY 2022**

**\$85,944.01**

\*Differences in the combined totals of service areas and Direct Funds Total is due to co-pay deductions





## 2022 School-Based Medicaid Profile

Cross County

1901

ADM	606
Physical Therapy	\$13,084.84
Occupational Therapy	\$30,790.40
Speech Therapy	\$18,004.62
Personal Care	\$0
SBMH	\$0
EPSDT	\$0
Audiology	\$0
Direct Funds	\$60,213.92
Medicaid Rate	78.52%
ARMAC Total	\$44,160.40

.....

**Total Reimbursement for FY 2022**

**\$104,374.32**

\*Differences in the combined totals of service areas and Direct Funds Total is due to co-pay deductions



## 2022 School-Based Medicaid Profile

Crossett

0201

ADM	1,510
Physical Therapy	\$15,155.84
Occupational Therapy	\$22,336.92
Speech Therapy	\$12,328.36
Personal Care	\$0
SBMH	\$0
EPSDT	\$3,272.46
Audiology	\$0
Direct Funds	\$53,093.58
Medicaid Rate	88.03%
ARMAC Total	\$110,188.89

.....

**Total Reimbursement for FY 2022**

**\$163,282.47**

\*Differences in the combined totals of service areas and Direct Funds Total is due to co-pay deductions



## 2022 School-Based Medicaid Profile

Crowley's Ridge ESC

5620

ADM	631
Physical Therapy	\$0
Occupational Therapy	\$0
Speech Therapy	\$73,323.40
Personal Care	\$0
SBMH	\$0
EPSDT	\$0
Audiology	\$0
Direct Funds	\$70,653.40
Medicaid Rate	86.18%
ARMAC Total	\$59,223.59

.....

**Total Reimbursement for FY 2022**

**\$129,876.99**

\*Differences in the combined totals of service areas and Direct Funds Total is due to co-pay deductions



## 2022 School-Based Medicaid Profile

Cutter Morning Star 2601


ADM	644
Physical Therapy	\$29,026.84
Occupational Therapy	\$49,194.40
Speech Therapy	\$100,291.36
Personal Care	\$0
SBMH	\$0
EPSDT	\$0
Audiology	\$0
Direct Funds	\$176,192.60
Medicaid Rate	96.08%
ARMAC Total	\$58,195.06

.....

**Total Reimbursement for FY 2022**

**\$234,387.66**

\*Differences in the combined totals of service areas and Direct Funds Total is due to co-pay deductions



## 2022 School-Based Medicaid Profile

Danville

7503


ADM	744
Physical Therapy	\$42,056.48
Occupational Therapy	\$55,992.24
Speech Therapy	\$82,505.41
Personal Care	\$0
SBMH	\$0
EPSDT	\$7,243.44
Audiology	\$0
Direct Funds	\$184,677.57
Medicaid Rate	94.59%
ARMAC Total	\$57,729.45

.....

**Total Reimbursement for FY 2022**

**\$242,407.02**

\*Differences in the combined totals of service areas and Direct Funds Total is due to co-pay deductions



## 2022 School-Based Medicaid Profile

Dardanelle

7504

ADM	2,076
Physical Therapy	\$21,179.76
Occupational Therapy	\$53,682.52
Speech Therapy	\$98,080.18
Personal Care	\$0
SBMH	\$0
EPSDT	\$10,827.38
Audiology	\$0
Direct Funds	\$180,489.84
Medicaid Rate	81.35%
ARMAC Total	\$104,993.41

.....

**Total Reimbursement for FY 2022**

**\$285,483.25**

\*Differences in the combined totals of service areas and Direct Funds Total is due to co-pay deductions



## 2022 School-Based Medicaid Profile

Dawson ESC

1020


ADM	664
Physical Therapy	\$1,651.82
Occupational Therapy	\$8,660.48
Speech Therapy	\$113,530.50
Personal Care	\$0
SBMH	\$0
EPSDT	\$0
Audiology	\$0
Direct Funds	\$120,262.80
Medicaid Rate	81.51%
ARMAC Total	\$74,027.96

.....

**Total Reimbursement for FY 2022**

**\$194,290.76**

\*Differences in the combined totals of service areas and Direct Funds Total is due to co-pay deductions



## 2022 School-Based Medicaid Profile

Decatur

0402

ADM	564
Physical Therapy	\$6,397.44
Occupational Therapy	\$3,118.10
Speech Therapy	\$10,207.88
Personal Care	\$3,507.20
SBMH	\$0
EPSDT	\$2,896.76
Audiology	\$67.24
Direct Funds	\$25,513.34
Medicaid Rate	62.32%
ARMAC Total	\$25,608.20

.....

**Total Reimbursement for FY 2022**

**\$51,121.54**

\*Differences in the combined totals of service areas and Direct Funds Total is due to co-pay deductions





## 2022 School-Based Medicaid Profile

Deer-Mt. Judea

5106

ADM	198
Physical Therapy	\$0
Occupational Therapy	\$0
Speech Therapy	\$0
Personal Care	\$0
SBMH	\$0
EPSDT	\$0
Audiology	\$0
Direct Funds	\$0
Medicaid Rate	66.34%
ARMAC Total	\$19,321.05

**Total Reimbursement for FY 2022**

**\$19,321.05**

\*Differences in the combined totals of service areas and Direct Funds Total is due to co-pay deductions



## 2022 School-Based Medicaid Profile

DeQueen 6701

ADM	2,319
Physical Therapy	\$12,359.34
Occupational Therapy	\$32,633.90
Speech Therapy	\$61,147.67
Personal Care	\$0
SBMH	\$0
EPSDT	\$9,350.68
Audiology	\$0
Direct Funds	\$111,012.84
Medicaid Rate	100%
ARMAC Total	\$109,670.56

.....

**Total Reimbursement for FY 2022**

**\$220,683.40**

\*Differences in the combined totals of service areas and Direct Funds Total is due to co-pay deductions



## 2022 School-Based Medicaid Profile

DeQueen/Mena ESC

6720


ADM	282
Physical Therapy	\$8,043.51
Occupational Therapy	\$10,023.64
Speech Therapy	\$78,993.52
Personal Care	\$0
SBMH	\$0
EPSDT	\$0
Audiology	\$686.42
Direct Funds	\$96,021.15
Medicaid Rate	84.85%
ARMAC Total	\$36,224.49

.....

**Total Reimbursement for FY 2022**

**\$132,245.64**

\*Differences in the combined totals of service areas and Direct Funds Total is due to co-pay deductions



## 2022 School-Based Medicaid Profile

Dermott

0901

ADM	327
Physical Therapy	\$974.40
Occupational Therapy	\$41,995.36
Speech Therapy	\$13,511.55
Personal Care	\$0
SBMH	\$0
EPSDT	\$0
Audiology	\$0
Direct Funds	\$56,401.31
Medicaid Rate	100%
ARMAC Total	\$38,981.37

.....

**Total Reimbursement for FY 2022**

**\$95,382.68**

\*Differences in the combined totals of service areas and Direct Funds Total is due to co-pay deductions



## 2022 School-Based Medicaid Profile

Des Arc 5901


ADM	574
Physical Therapy	\$25,167.32
Occupational Therapy	\$44,560.28
Speech Therapy	\$11,305.32
Personal Care	\$0
SBMH	\$0
EPSDT	\$3,894.74
Audiology	\$0
Direct Funds	\$84,447.66
Medicaid Rate	72.09%
ARMAC Total	\$29,931.84

.....

**Total Reimbursement for FY 2022**

**\$114,379.50**

\*Differences in the combined totals of service areas and Direct Funds Total is due to co-pay deductions



## 2022 School-Based Medicaid Profile

DeWitt


0101

ADM	1,129
Physical Therapy	\$27,943.68
Occupational Therapy	\$40,579.40
Speech Therapy	\$18,954.20
Personal Care	\$0
SBMH	\$0
EPSDT	\$4,304.44
Audiology	\$0
Direct Funds	\$88,881.72
Medicaid Rate	79.63%
ARMAC Total	\$112,540.53

**Total Reimbursement for FY 2022**

**\$201,422.25**

\*Differences in the combined totals of service areas and Direct Funds Total is due to co-pay deductions



## 2022 School-Based Medicaid Profile

Dierks 3102


ADM	512
Physical Therapy	\$4,132.52
Occupational Therapy	\$17,453.50
Speech Therapy	\$8,637.20
Personal Care	\$0
SBMH	\$0
EPSDT	\$1,136.38
Audiology	\$0
Direct Funds	\$30,939.60
Medicaid Rate	81.85%
ARMAC Total	\$36,228.57

.....

**Total Reimbursement for FY 2022**

**\$67,168.17**

\*Differences in the combined totals of service areas and Direct Funds Total is due to co-pay deductions



## 2022 School-Based Medicaid Profile

Dollarway 3502

ADM	231
Physical Therapy	\$0
Occupational Therapy	\$0
Speech Therapy	\$1,072.30
Personal Care	\$0
SBMH	\$0
EPSDT	\$0
Audiology	\$0
Direct Funds	\$1,072.30
Medicaid Rate	100%
ARMAC Total	\$0

.....

**Total Reimbursement for FY 2022**

**\$1,072.30**

\*Differences in the combined totals of service areas and Direct Funds Total is due to co-pay deductions





## 2022 School-Based Medicaid Profile

Dover

5802


ADM	1,191
Physical Therapy	\$36,730.88
Occupational Therapy	\$60,013.48
Speech Therapy	\$150,380.50
Personal Care	\$0
SBMH	\$0
EPSDT	\$6,058.64
Audiology	\$0
Direct Funds	\$250,063.50
Medicaid Rate	83.79%
ARMAC Total	\$88,638.66

.....

**Total Reimbursement for FY 2022**

**\$338,702.16**

\*Differences in the combined totals of service areas and Direct Funds Total is due to co-pay deductions



## 2022 School-Based Medicaid Profile

Drew Central

2202

ADM	1,111
Physical Therapy	\$21,802.52
Occupational Therapy	\$40,209.11
Speech Therapy	\$22,234.11
Personal Care	\$0
SBMH	\$0
EPSDT	\$7,815.52
Audiology	\$0
Direct Funds	\$91,379.39
Medicaid Rate	79.85%
ARMAC Total	\$80,619.78

.....

**Total Reimbursement for FY 2022**

**\$171,999.17**

\*Differences in the combined totals of service areas and Direct Funds Total is due to co-pay deductions



## 2022 School-Based Medicaid Profile

Dumas


2104

ADM	987
Physical Therapy	\$6,454.94
Occupational Therapy	\$8,532.08
Speech Therapy	\$11,464.18
Personal Care	\$0
SBMH	\$0
EPSDT	\$3,226.10
Audiology	\$0
Direct Funds	\$29,047.30
Medicaid Rate	82.95%
ARMAC Total	\$98,874.65

**Total Reimbursement for FY 2022**

**\$127,921.95**

\*Differences in the combined totals of service areas and Direct Funds Total is due to co-pay deductions



## 2022 School-Based Medicaid Profile

Earle 1802

ADM	417
Physical Therapy	\$8,491.20
Occupational Therapy	\$9,048.04
Speech Therapy	\$25,761.76
Personal Care	\$0
SBMH	\$0
EPSDT	\$0
Audiology	\$0
Direct Funds	\$43,301.00
Medicaid Rate	88.78%
ARMAC Total	\$35,517.12

.....

**Total Reimbursement for FY 2022**

**\$78,818.12**

\*Differences in the combined totals of service areas and Direct Funds Total is due to co-pay deductions



## 2022 School-Based Medicaid Profile

East End 5301


ADM	612
Physical Therapy	\$10,044.40
Occupational Therapy	\$58,844.23
Speech Therapy	\$86,146.13
Personal Care	\$20.48
SBMH	\$0
EPSDT	\$3,521.44
Audiology	\$0
Direct Funds	\$157,986.68
Medicaid Rate	81.40%
ARMAC Total	\$34,566.28

.....

**Total Reimbursement for FY 2022**

**\$192,552.96**

\*Differences in the combined totals of service areas and Direct Funds Total is due to co-pay deductions



## 2022 School-Based Medicaid Profile

East Poinsett County 5608


ADM	560
Physical Therapy	\$13,347.84
Occupational Therapy	\$19,627.52
Speech Therapy	\$31,315.42
Personal Care	\$0
SBMH	\$0
EPSDT	\$2,513.50
Audiology	\$0
Direct Funds	\$66,178.34
Medicaid Rate	96.08%
ARMAC Total	\$66,823.43

.....

**Total Reimbursement for FY 2022**

**\$133,001.77**

\*Differences in the combined totals of service areas and Direct Funds Total is due to co-pay deductions



## 2022 School-Based Medicaid Profile

El Dorado

7001

ADM	4,066
Physical Therapy	\$54,298.18
Occupational Therapy	\$55,523.83
Speech Therapy	\$129,835.70
Personal Care	\$0
SBMH	\$207.19
EPSDT	\$16,670.70
Audiology	\$0
Direct Funds	\$255,084.34
Medicaid Rate	80.30%
ARMAC Total	\$272,158.51

**Total Reimbursement for FY 2022**

**\$527,242.85**

\*Differences in the combined totals of service areas and Direct Funds Total is due to co-pay deductions



## 2022 School-Based Medicaid Profile

Elkins

7201


ADM	1,288
Physical Therapy	\$2,179.88
Occupational Therapy	\$6,805.74
Speech Therapy	\$14,061.88
Personal Care	\$0
SBMH	\$0
EPSDT	\$2,088.00
Audiology	\$0
Direct Funds	\$23,999.56
Medicaid Rate	77%
ARMAC Total	\$86,192.88

**Total Reimbursement for FY 2022**

**\$110,192.44**

\*Differences in the combined totals of service areas and Direct Funds Total is due to co-pay deductions





## 2022 School-Based Medicaid Profile

Emerson-Taylor-Bradley

1408

ADM	1,086
Physical Therapy	\$15,595.00
Occupational Therapy	\$27,335.40
Speech Therapy	\$19,837.58
Personal Care	\$0
SBMH	\$0
EPSDT	\$3,266.62
Audiology	\$0
Direct Funds	\$65,905.60
Medicaid Rate	79.67%
ARMAC Total	\$43,191.31

.....

**Total Reimbursement for FY 2022**

**\$109,096.91**

\*Differences in the combined totals of service areas and Direct Funds Total is due to co-pay deductions



## 2022 School-Based Medicaid Profile

England 4302

ADM	630
Physical Therapy	\$29,140.76
Occupational Therapy	\$37,184.24
Speech Therapy	\$74,388.00
Personal Care	\$0
SBMH	\$0
EPSDT	\$2,736.38
Audiology	\$0
Direct Funds	\$142,829.38
Medicaid Rate	73.36%
ARMAC Total	\$39,176.92

.....

**Total Reimbursement for FY 2022**

**\$182,006.30**

\*Differences in the combined totals of service areas and Direct Funds Total is due to co-pay deductions



## 2022 School-Based Medicaid Profile

E-STEM Public Charter

6047

ADM	3,055
Physical Therapy	\$0
Occupational Therapy	\$14,498.84
Speech Therapy	\$24,049.22
Personal Care	\$0
SBMH	\$0
EPSDT	\$0
Audiology	\$0
Direct Funds	\$37,422.12
Medicaid Rate	94.41%
ARMAC Total	\$264,345.52

.....

**Total Reimbursement for FY 2022**

**\$301,767.64**

\*Differences in the combined totals of service areas and Direct Funds Total is due to co-pay deductions



## 2022 School-Based Medicaid Profile

Eureka Springs

0802

ADM	574
Physical Therapy	\$13,881.12
Occupational Therapy	\$22,864.24
Speech Therapy	\$14,168.96
Personal Care	\$37,632.00
SBMH	\$0
EPSDT	\$4,037.26
Audiology	\$0
Direct Funds	\$90,633.58
Medicaid Rate	90.93%
ARMAC Total	\$73,044.32

.....

**Total Reimbursement for FY 2022**

**\$163,677.90**

\*Differences in the combined totals of service areas and Direct Funds Total is due to co-pay deductions



## 2022 School-Based Medicaid Profile

Exalt Academy of SW LR 6055


ADM	536
Physical Therapy	\$5,004.80
Occupational Therapy	\$30,260.98
Speech Therapy	\$67,651.02
Personal Care	\$0
SBMH	\$0
EPSDT	\$0
Audiology	\$0
Direct Funds	\$102,286.80
Medicaid Rate	94.41%
ARMAC Total	\$21,495.41

.....

**Total Reimbursement for FY 2022**

**\$123,782.21**

\*Differences in the combined totals of service areas and Direct Funds Total is due to co-pay deductions



## 2022 School-Based Medicaid Profile

Farmington

7202


ADM	2,587
Physical Therapy	\$10,595.16
Occupational Therapy	\$7,945.36
Speech Therapy	\$27,994.84
Personal Care	\$0
SBMH	\$0
EPSDT	\$2,529.64
Audiology	\$0
Direct Funds	\$48,515.00
Medicaid Rate	77%
ARMAC Total	\$121,749.70

.....

**Total Reimbursement for FY 2022**

**\$170,264.70**

\*Differences in the combined totals of service areas and Direct Funds Total is due to co-pay deductions



## 2022 School-Based Medicaid Profile

Fayetteville

7203

ADM	10,259
Physical Therapy	\$21,508.00
Occupational Therapy	\$11,406.72
Speech Therapy	\$82,618.94
Personal Care	\$0
SBMH	\$0
EPSDT	\$39,232.80
Audiology	\$867.92
Direct Funds	\$152,704.30
Medicaid Rate	77%
ARMAC Total	\$893,638.08

**Total Reimbursement for FY 2022**

**\$1,046,342.38**

\*Differences in the combined totals of service areas and Direct Funds Total is due to co-pay deductions



## 2022 School-Based Medicaid Profile

Flippin 4501

ADM	832
Physical Therapy	\$25,280.20
Occupational Therapy	\$60,735.36
Speech Therapy	\$0
Personal Care	\$24,697.06
SBMH	\$0
EPSDT	\$5,633.48
Audiology	\$0
Direct Funds	\$116,136.10
Medicaid Rate	97.11%
ARMAC Total	\$54,721.73

.....

**Total Reimbursement for FY 2022**

**\$170,857.83**

\*Differences in the combined totals of service areas and Direct Funds Total is due to co-pay deductions





## 2022 School-Based Medicaid Profile

Fordyce

2002


ADM	735
Physical Therapy	\$13,965.52
Occupational Therapy	\$56,855.51
Speech Therapy	\$34,720.62
Personal Care	\$0
SBMH	\$0
EPSDT	\$4,599.09
Audiology	\$0
Direct Funds	\$109,640.74
Medicaid Rate	100%
ARMAC Total	\$51,712.05

.....

**Total Reimbursement for FY 2022**

**\$161,352.79**

\*Differences in the combined totals of service areas and Direct Funds Total is due to co-pay deductions



## 2022 School-Based Medicaid Profile

Foreman 4102

ADM	497
Physical Therapy	\$7,363.36
Occupational Therapy	\$5,575.52
Speech Therapy	\$9,283.74
Personal Care	\$0
SBMH	\$0
EPSDT	\$1,152.52
Audiology	\$0
Direct Funds	\$23,375.14
Medicaid Rate	73.57%
ARMAC Total	\$40,371.49

.....

**Total Reimbursement for FY 2022**

**\$63,746.63**

\*Differences in the combined totals of service areas and Direct Funds Total is due to co-pay deductions



## 2022 School-Based Medicaid Profile

Forrest City

6201

ADM	1,965
Physical Therapy	\$47,369.68
Occupational Therapy	\$81,649.30
Speech Therapy	\$55,041.26
Personal Care	\$0
SBMH	\$0
EPSDT	\$0
Audiology	\$0
Direct Funds	\$182,043.74
Medicaid Rate	100%
ARMAC Total	\$127,437.25

.....

**Total Reimbursement for FY 2022**

**\$309,480.99**

\*Differences in the combined totals of service areas and Direct Funds Total is due to co-pay deductions



## 2022 School-Based Medicaid Profile

Fort Smith

6601

ADM	13,818
Physical Therapy	\$20,960.20
Occupational Therapy	\$51,421.36
Speech Therapy	\$219,376.45
Personal Care	\$0
SBMH	\$1,794.96
EPSDT	\$53,857.72
Audiology	\$0
Direct Funds	\$336,822.56
Medicaid Rate	87.26%
ARMAC Total	\$1,300,101.26

.....

**Total Reimbursement for FY 2022**

**\$1,636,923.82**

\*Differences in the combined totals of service areas and Direct Funds Total is due to co-pay deductions



## 2022 School-Based Medicaid Profile

Fouke

4603

ADM	1,061
Physical Therapy	\$10,837.32
Occupational Therapy	\$24,795.00
Speech Therapy	\$45,738.56
Personal Care	\$0
SBMH	\$0
EPSDT	\$656.28
Audiology	\$0
Direct Funds	\$81,557.16
Medicaid Rate	100%
ARMAC Total	\$91,986.38

.....

**Total Reimbursement for FY 2022**

**\$173,543.54**

\*Differences in the combined totals of service areas and Direct Funds Total is due to co-pay deductions



## 2022 School-Based Medicaid Profile

Founders Classical Academies of Arkansas

0442

ADM	1,086
Physical Therapy	\$0
Occupational Therapy	\$0
Speech Therapy	\$0
Personal Care	\$0
SBMH	\$0
EPSDT	\$0
Audiology	\$0
Direct Funds	\$0
Medicaid Rate	94.41%
ARMAC Total	\$17,691.69

.....

**Total Reimbursement for FY 2022**

**\$17,691.69**

\*Differences in the combined totals of service areas and Direct Funds Total is due to co-pay deductions



## 2022 School-Based Medicaid Profile

Fountain Lake

2602

ADM	1,295
Physical Therapy	\$22,865.52
Occupational Therapy	\$34,191.24
Speech Therapy	\$24,122.44
Personal Care	\$1,300.48
SBMH	\$0
EPSDT	\$4,381.02
Audiology	\$0
Direct Funds	\$84,106.94
Medicaid Rate	94.59%
ARMAC Total	\$125,304.43

.....

**Total Reimbursement for FY 2022**

**\$209,411.37**

\*Differences in the combined totals of service areas and Direct Funds Total is due to co-pay deductions



## 2022 School-Based Medicaid Profile

Friendship Aspire Academy Little Rock

6061

ADM	267
Physical Therapy	\$0
Occupational Therapy	\$0
Speech Therapy	\$0
Personal Care	\$0
SBMH	\$0
EPSDT	\$0
Audiology	\$0
Direct Funds	\$0
Medicaid Rate	94.41%
ARMAC Total	\$7,842.85

.....

**Total Reimbursement for FY 2022**

**\$7,842.85**

\*Differences in the combined totals of service areas and Direct Funds Total is due to co-pay deductions





## 2022 School-Based Medicaid Profile

Friendship Aspire Academy Pine Bluff 3544

ADM	405
Physical Therapy	\$0
Occupational Therapy	\$0
Speech Therapy	\$0
Personal Care	\$0
SBMH	\$0
EPSDT	\$0
Audiology	\$0
Direct Funds	\$0
Medicaid Rate	100%
ARMAC Total	\$6,737.76

.....

<b>Total Reimbursement for FY 2022</b>	<b>\$6,737.76</b>
--	-------------------

\*Differences in the combined totals of service areas and Direct Funds Total is due to co-pay deductions



## 2022 School-Based Medicaid Profile


Friendship Aspire Academy Southeast Pine Bluff 3545

ADM	34
Physical Therapy	\$0
Occupational Therapy	\$0
Speech Therapy	\$0
Personal Care	\$0
SBMH	\$0
EPSDT	\$0
Audiology	\$0
Direct Funds	\$0
Medicaid Rate	100%
ARMAC Total	\$6,291.82

---

<b>Total Reimbursement for FY 2022</b>	<b>\$6,291.82</b>
--	-------------------

\*Differences in the combined totals of service areas and Direct Funds Total is due to co-pay deductions



## 2022 School-Based Medicaid Profile

Future School of Fort Smith	6640
ADM	234
Physical Therapy	\$0
Occupational Therapy	\$0
Speech Therapy	\$456.96
Personal Care	\$0
SBMH	\$0
EPSDT	\$0
Audiology	\$0
Direct Funds	\$456.96
Medicaid Rate	87.26%
ARMAC Total	\$57,489.70

.....

<b>Total Reimbursement for FY 2022</b>	<b>\$57,946.66</b>
--	--------------------

\*Differences in the combined totals of service areas and Direct Funds Total is due to co-pay deductions



## 2022 School-Based Medicaid Profile

Genoa Central 4602

ADM	1,199
Physical Therapy	\$6,438.00
Occupational Therapy	\$14,572.78
Speech Therapy	\$27,291.22
Personal Care	\$0
SBMH	\$0
EPSDT	\$2,513.50
Audiology	\$0
Direct Funds	\$50,405.50
Medicaid Rate	100%
ARMAC Total	\$60,520.21

.....

**Total Reimbursement for FY 2022**

**\$110,925.71**

\*Differences in the combined totals of service areas and Direct Funds Total is due to co-pay deductions



## 2022 School-Based Medicaid Profile

Gentry

0403

ADM	1,526
Physical Therapy	\$13,926.40
Occupational Therapy	\$17,538.96
Speech Therapy	\$25,272.62
Personal Care	\$17,905.86
SBMH	\$0
EPSDT	\$4,330.54
Audiology	\$607.22
Direct Funds	\$77,597.40
Medicaid Rate	62.32%
ARMAC Total	\$53,761.23

.....

**Total Reimbursement for FY 2022**

**\$131,358.63**

\*Differences in the combined totals of service areas and Direct Funds Total is due to co-pay deductions



## 2022 School-Based Medicaid Profile

Glen Rose


3002

ADM	948
Physical Therapy	\$17,052.00
Occupational Therapy	\$41,375.46
Speech Therapy	\$18,053.90
Personal Care	\$0
SBMH	\$0
EPSDT	\$3,414.98
Audiology	\$0
Direct Funds	\$78,576.34
Medicaid Rate	78.62%
ARMAC Total	\$55,064.99

**Total Reimbursement for FY 2022**

**\$133,641.33**

\*Differences in the combined totals of service areas and Direct Funds Total is due to co-pay deductions



## 2022 School-Based Medicaid Profile

Gosnell

4708


ADM	1,158
Physical Therapy	\$12,339.37
Occupational Therapy	\$23,217.87
Speech Therapy	\$5,369.24
Personal Care	\$0
SBMH	\$0
EPSDT	\$4,611.46
Audiology	\$0
Direct Funds	\$44,837.94
Medicaid Rate	96.39%
ARMAC Total	\$33,968.66

.....

**Total Reimbursement for FY 2022**

**\$78,806.60**

\*Differences in the combined totals of service areas and Direct Funds Total is due to co-pay deductions



## 2022 School-Based Medicaid Profile

Graduate Arkansas Charter	6052
ADM	141
Physical Therapy	\$0
Occupational Therapy	\$0
Speech Therapy	\$0
Personal Care	\$0
SBMH	\$0
EPSDT	\$0
Audiology	\$0
Direct Funds	\$0
Medicaid Rate	94.41%
ARMAC Total	\$23,106.59

**Total Reimbursement for FY 2022**

**\$23,106.59**

\*Differences in the combined totals of service areas and Direct Funds Total is due to co-pay deductions





## 2022 School-Based Medicaid Profile

Gravette


0404

ADM	1,892
Physical Therapy	\$15,926.68
Occupational Therapy	\$15,536.64
Speech Therapy	\$14,672.14
Personal Care	\$2,887.68
SBMH	\$0
EPSDT	\$6,667.52
Audiology	\$0
Direct Funds	\$54,544.72
Medicaid Rate	62.32%
ARMAC Total	\$92,167.99

**Total Reimbursement for FY 2022**

**\$146,712.71**

\*Differences in the combined totals of service areas and Direct Funds Total is due to co-pay deductions



## 2022 School-Based Medicaid Profile

Great Rivers ESC 5420

ADM	516
Physical Therapy	\$0
Occupational Therapy	\$0
Speech Therapy	\$12,524.76
Personal Care	\$0
SBMH	\$0
EPSDT	\$0
Audiology	\$0
Direct Funds	\$12,214.76
Medicaid Rate	100%
ARMAC Total	\$49,603.26

.....

**Total Reimbursement for FY 2022**

**\$61,818.02**

\*Differences in the combined totals of service areas and Direct Funds Total is due to co-pay deductions



## 2022 School-Based Medicaid Profile

Green Forest

0803

ADM	1,382
Physical Therapy	\$13,478.94
Occupational Therapy	\$16,889.25
Speech Therapy	\$38,685.47
Personal Care	\$213,994.75
SBMH	\$0
EPSDT	\$5,335.74
Audiology	\$0
Direct Funds	\$286,953.15
Medicaid Rate	90.93%
ARMAC Total	\$147,614.16

.....

**Total Reimbursement for FY 2022**

**\$434,567.31**

\*Differences in the combined totals of service areas and Direct Funds Total is due to co-pay deductions



## 2022 School-Based Medicaid Profile

Greenbrier

2303

ADM	3,621
Physical Therapy	\$43,781.12
Occupational Therapy	\$95,581.44
Speech Therapy	\$67,400.80
Personal Care	\$30,612.48
SBMH	\$0
EPSDT	\$8,748.66
Audiology	\$0
Direct Funds	\$241,627.02
Medicaid Rate	76.28%
ARMAC Total	\$251,544.92

.....

**Total Reimbursement for FY 2022**

**\$493,171.94**

\*Differences in the combined totals of service areas and Direct Funds Total is due to co-pay deductions



## 2022 School-Based Medicaid Profile

Greene County Tech

2807

ADM	3,449
Physical Therapy	\$81,302.24
Occupational Therapy	\$76,901.88
Speech Therapy	\$172,569.80
Personal Care	\$37,607.20
SBMH	\$0
EPSDT	\$18,038.20
Audiology	\$0
Direct Funds	\$380,255.06
Medicaid Rate	92.14%
ARMAC Total	\$334,881.83

.....

**Total Reimbursement for FY 2022**

**\$715,136.89**

\*Differences in the combined totals of service areas and Direct Funds Total is due to co-pay deductions



## 2022 School-Based Medicaid Profile

Greenland

7204

ADM	707
Physical Therapy	\$3,089.63
Occupational Therapy	\$2,585.92
Speech Therapy	\$10,115.46
Personal Care	\$0
SBMH	\$0
EPSDT	\$726.68
Audiology	\$0
Direct Funds	\$16,387.69
Medicaid Rate	77%
ARMAC Total	\$48,777.34

.....

**Total Reimbursement for FY 2022**

**\$65,165.03**

\*Differences in the combined totals of service areas and Direct Funds Total is due to co-pay deductions



## 2022 School-Based Medicaid Profile

Greenwood

6602

ADM	3,843
Physical Therapy	\$39,911.96
Occupational Therapy	\$62,929.88
Speech Therapy	\$69,976.56
Personal Care	\$0
SBMH	\$4,807.94
EPSDT	\$16,090.32
Audiology	\$0
Direct Funds	\$188,838.84
Medicaid Rate	87.26%
ARMAC Total	\$199,232.59

.....

**Total Reimbursement for FY 2022**

**\$388,071.43**

\*Differences in the combined totals of service areas and Direct Funds Total is due to co-pay deductions



## 2022 School-Based Medicaid Profile

Gurdon 1003

ADM	624
Physical Therapy	\$10,440.48
Occupational Therapy	\$38,088.60
Speech Therapy	\$32,629.06
Personal Care	\$3,286.73
SBMH	\$0
EPSDT	\$3,421.16
Audiology	\$0
Direct Funds	\$87,416.03
Medicaid Rate	100%
ARMAC Total	\$73,104.38

.....

**Total Reimbursement for FY 2022**

**\$160,520.41**

\*Differences in the combined totals of service areas and Direct Funds Total is due to co-pay deductions





## 2022 School-Based Medicaid Profile

Guy Perkins

2304

ADM	290
Physical Therapy	\$2,158.48
Occupational Therapy	\$8,952.92
Speech Therapy	\$19,385.54
Personal Care	\$0
SBMH	\$0
EPSDT	\$,1471.56
Audiology	\$0
Direct Funds	\$31,062.56
Medicaid Rate	76.28%
ARMAC Total	\$24,838.50

.....

**Total Reimbursement for FY 2022**

**\$55,901.06**

\*Differences in the combined totals of service areas and Direct Funds Total is due to co-pay deductions



## 2022 School-Based Medicaid Profile

Hackett

6603


ADM	766
Physical Therapy	\$9,870.36
Occupational Therapy	\$37,486.88
Speech Therapy	\$65,304.97
Personal Care	\$0
SBMH	\$0
EPSDT	\$1,642.24
Audiology	\$0
Direct Funds	\$112,814.45
Medicaid Rate	87.26%
ARMAC Total	\$48,616.35

.....

**Total Reimbursement for FY 2022**

**\$161,430.80**

\*Differences in the combined totals of service areas and Direct Funds Total is due to co-pay deductions



## 2022 School-Based Medicaid Profile

Hamburg

0203


ADM	1,544
Physical Therapy	\$11,837.72
Occupational Therapy	\$60,531.92
Speech Therapy	\$33,035.18
Personal Care	\$8,412.16
SBMH	\$0
EPSDT	\$8,160.38
Audiology	\$0
Direct Funds	\$117,139.20
Medicaid Rate	88.03%
ARMAC Total	\$118,190.36

.....

**Total Reimbursement for FY 2022**

**\$235,329.56**

\*Differences in the combined totals of service areas and Direct Funds Total is due to co-pay deductions



## 2022 School-Based Medicaid Profile

Hampton 0701

ADM	513
Physical Therapy	\$9,274.20
Occupational Therapy	\$40,867.16
Speech Therapy	\$22,632.44
Personal Care	\$0
SBMH	\$0
EPSDT	\$2,607.94
Audiology	\$0
Direct Funds	\$75,381.74
Medicaid Rate	88.34%
ARMAC Total	\$84,720.05

.....

**Total Reimbursement for FY 2022**

**\$160,101.79**

\*Differences in the combined totals of service areas and Direct Funds Total is due to co-pay deductions



## 2022 School-Based Medicaid Profile

Harmony Grove - Benton

6304

ADM	1,234
Physical Therapy	\$9,269.76
Occupational Therapy	\$25,742.08
Speech Therapy	\$453,250.00
Personal Care	\$0
SBMH	\$0
EPSDT	\$3,107.96
Audiology	\$0
Direct Funds	\$81,948.86
Medicaid Rate	68.53%
ARMAC Total	\$43,343.60

.....

**Total Reimbursement for FY 2022**

**\$125,292.46**

\*Differences in the combined totals of service areas and Direct Funds Total is due to co-pay deductions



## 2022 School-Based Medicaid Profile

Harmony Grove - Camden 5205


ADM	874
Physical Therapy	\$10,148.10
Occupational Therapy	\$14,383.36
Speech Therapy	\$7,943.12
Personal Care	\$0
SBMH	\$0
EPSDT	\$3,680.10
Audiology	\$0
Direct Funds	\$36,154.68
Medicaid Rate	89.39%
ARMAC Total	\$61,195.23

.....

**Total Reimbursement for FY 2022**

**\$97,349.91**

\*Differences in the combined totals of service areas and Direct Funds Total is due to co-pay deductions



## 2022 School-Based Medicaid Profile

Harrisburg

5602

ADM	1,080
Physical Therapy	\$70,966.16
Occupational Therapy	\$91,322.64
Speech Therapy	\$153,510.24
Personal Care	\$0
SBMH	\$0
EPSDT	\$6,731.40
Audiology	\$0
Direct Funds	\$317,981.95
Medicaid Rate	96.08%
ARMAC Total	\$76,712.19

.....

**Total Reimbursement for FY 2022**

**\$394,694.14**

\*Differences in the combined totals of service areas and Direct Funds Total is due to co-pay deductions



## 2022 School-Based Medicaid Profile

Harrison

0503

ADM	2,731
Physical Therapy	\$21,564.16
Occupational Therapy	\$59,305.12
Speech Therapy	\$65,278.44
Personal Care	\$89,118.72
SBMH	\$21,402.89
EPSDT	\$13,222.06
Audiology	\$0
Direct Funds	\$266,663.57
Medicaid Rate	80.69%
ARMAC Total	\$140,841.63

.....

**Total Reimbursement for FY 2022**

**\$407,505.20**

\*Differences in the combined totals of service areas and Direct Funds Total is due to co-pay deductions





## 2022 School-Based Medicaid Profile

Hazen 5903

ADM	531
Physical Therapy	\$24,432.72
Occupational Therapy	\$28,108.12
Speech Therapy	\$37,006.88
Personal Care	\$0
SBMH	\$0
EPSDT	\$0
Audiology	\$0
Direct Funds	\$89,377.72
Medicaid Rate	72.09%
ARMAC Total	\$19,750.88

.....

**Total Reimbursement for FY 2022**

**\$109,128.60**

\*Differences in the combined totals of service areas and Direct Funds Total is due to co-pay deductions



## 2022 School-Based Medicaid Profile

Heber Springs

1202

ADM	1,503
Physical Therapy	\$23,499.00
Occupational Therapy	\$94,655.72
Speech Therapy	\$49,276.68
Personal Care	\$0
SBMH	\$0
EPSDT	\$7,380.12
Audiology	\$0
Direct Funds	\$173,881.52
Medicaid Rate	87.21%
ARMAC Total	\$92,662.50

.....

**Total Reimbursement for FY 2022**

**\$266,544.02**

\*Differences in the combined totals of service areas and Direct Funds Total is due to co-pay deductions



## 2022 School-Based Medicaid Profile

Hector 5803

ADM	620
Physical Therapy	\$12,287.40
Occupational Therapy	\$35,580.08
Speech Therapy	\$45,404.64
Personal Care	\$0
SBMH	\$0
EPSDT	\$0
Audiology	\$0
Direct Funds	\$91,342.12
Medicaid Rate	83.79%
ARMAC Total	\$10,431.09

.....

**Total Reimbursement for FY 2022**

**\$101,773.21**

\*Differences in the combined totals of service areas and Direct Funds Total is due to co-pay deductions



## 2022 School-Based Medicaid Profile

Helena-West Helena

5403


ADM	1,081
Physical Therapy	\$765.60
Occupational Therapy	\$3,908.10
Speech Therapy	\$4,510.24
Personal Care	\$0
SBMH	\$0
EPSDT	\$4,258.08
Audiology	\$0
Direct Funds	\$13,442.02
Medicaid Rate	91.43%
ARMAC Total	\$75,486.84

.....

**Total Reimbursement for FY 2022**

**\$88,928.86**

\*Differences in the combined totals of service areas and Direct Funds Total is due to co-pay deductions



## 2022 School-Based Medicaid Profile

Hermitage

0601


ADM	396
Physical Therapy	\$0
Occupational Therapy	\$7,756.80
Speech Therapy	\$16,513.56
Personal Care	\$0
SBMH	\$0
EPSDT	\$3,559.56
Audiology	\$0
Direct Funds	\$27,829.92
Medicaid Rate	90.12%
ARMAC Total	\$37,279.64

.....

**Total Reimbursement for FY 2022**

**\$65,109.56**

\*Differences in the combined totals of service areas and Direct Funds Total is due to co-pay deductions



## 2022 School-Based Medicaid Profile

Highland 6804

ADM	1,531
Physical Therapy	\$58,590.72
Occupational Therapy	\$71,046.56
Speech Therapy	\$81,730.00
Personal Care	\$0
SBMH	\$157,553.40
EPSDT	\$7,719.08
Audiology	\$0
Direct Funds	\$381,604.22
Medicaid Rate	99.40%
ARMAC Total	\$119,127.21

.....

**Total Reimbursement for FY 2022**

**\$500,731.43**

\*Differences in the combined totals of service areas and Direct Funds Total is due to co-pay deductions



## 2022 School-Based Medicaid Profile

Hillcrest 3809

ADM	381
Physical Therapy	\$14,616.00
Occupational Therapy	\$38,356.96
Speech Therapy	\$28,536.97
Personal Care	\$0
SBMH	\$0
EPSDT	\$1,971.58
Audiology	\$0
Direct Funds	\$82,796.57
Medicaid Rate	79.48%
ARMAC Total	\$25,167.16

.....

**Total Reimbursement for FY 2022**

**\$107,963.73**

\*Differences in the combined totals of service areas and Direct Funds Total is due to co-pay deductions



## 2022 School-Based Medicaid Profile

Hope 2903

ADM	2,164
Physical Therapy	\$12,434.56
Occupational Therapy	\$21,993.60
Speech Therapy	\$17,427.34
Personal Care	\$9,548.62
SBMH	\$0
EPSDT	\$16,958.48
Audiology	\$0
Direct Funds	\$78,398.60
Medicaid Rate	93.97%
ARMAC Total	\$170,543.95


.....

**Total Reimbursement for FY 2022**

**\$248,942.55**

\*Differences in the combined totals of service areas and Direct Funds Total is due to co-pay deductions





## 2022 School-Based Medicaid Profile

Horatio 6703

ADM	704
Physical Therapy	\$0
Occupational Therapy	\$10,195.29
Speech Therapy	\$26,173.72
Personal Care	\$0
SBMH	\$0
EPSDT	\$2,033.74
Audiology	\$0
Direct Funds	\$36,986.81
Medicaid Rate	100%
ARMAC Total	\$48,447.85

.....

**Total Reimbursement for FY 2022**

**\$85,434.66**

\*Differences in the combined totals of service areas and Direct Funds Total is due to co-pay deductions



## 2022 School-Based Medicaid Profile

Hot Springs

2603

ADM	3,630
Physical Therapy	\$34,164.46
Occupational Therapy	\$59,779.29
Speech Therapy	\$75,140.34
Personal Care	\$0
SBMH	\$0
EPSDT	\$21,253.28
Audiology	\$0
Direct Funds	\$188,739.37
Medicaid Rate	94.59%
ARMAC Total	\$234,984.94

.....

**Total Reimbursement for FY 2022**

**\$423,724.31**

\*Differences in the combined totals of service areas and Direct Funds Total is due to co-pay deductions



## 2022 School-Based Medicaid Profile

Hoxie

3804


ADM	780
Physical Therapy	\$36,768.10
Occupational Therapy	\$54,903.18
Speech Therapy	\$116,564.97
Personal Care	\$19,147.20
SBMH	\$0
EPSDT	\$1,712.98
Audiology	\$0
Direct Funds	\$226,406.93
Medicaid Rate	79.48%
ARMAC Total	\$45,322.04

.....

**Total Reimbursement for FY 2022**

**\$271,728.97**

\*Differences in the combined totals of service areas and Direct Funds Total is due to co-pay deductions



## 2022 School-Based Medicaid Profile

Huntsville 4401

ADM	2,219
Physical Therapy	\$14,968.54
Occupational Therapy	\$12,095.04
Speech Therapy	\$24,493.89
Personal Care	\$1,781.76
SBMH	\$0
EPSDT	\$4,451.08
Audiology	\$0
Direct Funds	\$57,145.12
Medicaid Rate	100%
ARMAC Total	\$178,741.04

.....

**Total Reimbursement for FY 2022**

**\$235,886.16**

\*Differences in the combined totals of service areas and Direct Funds Total is due to co-pay deductions



## 2022 School-Based Medicaid Profile

Imboden Charter 3840

ADM	53
Physical Therapy	\$4,280.40
Occupational Therapy	\$3,166.80
Speech Therapy	\$9,161.98
Personal Care	\$0
SBMH	\$0
EPSDT	\$0
Audiology	\$0
Direct Funds	\$16,609.18
Medicaid Rate	79.48%
ARMAC Total	\$0

.....

**Total Reimbursement for FY 2022**

**\$16,609.18**

\*Differences in the combined totals of service areas and Direct Funds Total is due to co-pay deductions



## 2022 School-Based Medicaid Profile

Izard Co. Consolidated

3306

ADM	593
Physical Therapy	\$6,133.52
Occupational Therapy	\$9,426.40
Speech Therapy	\$21,043.84
Personal Care	\$0
SBMH	\$0
EPSDT	\$4,741.96
Audiology	\$0
Direct Funds	\$41,085.72
Medicaid Rate	87.57%
ARMAC Total	\$35,981.47

.....

**Total Reimbursement for FY 2022**

**\$77,067.19**

\*Differences in the combined totals of service areas and Direct Funds Total is due to co-pay deductions



## 2022 School-Based Medicaid Profile

Jackson County

3405


ADM	818
Physical Therapy	\$32,090.18
Occupational Therapy	\$39,888.68
Speech Therapy	\$0
Personal Care	\$0
SBMH	\$0
EPSDT	\$0
Audiology	\$0
Direct Funds	\$70,809.36
Medicaid Rate	88.94%
ARMAC Total	\$13,241.65

.....

**Total Reimbursement for FY 2022**

**\$84,051.01**

\*Differences in the combined totals of service areas and Direct Funds Total is due to co-pay deductions



## 2022 School-Based Medicaid Profile

Jacksonville North Pulaski

6004

ADM	3,842
Physical Therapy	\$10,920.06
Occupational Therapy	\$27,341.62
Speech Therapy	\$24,939.06
Personal Care	\$675.88
SBMH	\$0
EPSDT	\$3,119.98
Audiology	\$231.42
Direct Funds	\$66,998.02
Medicaid Rate	94.41%
ARMAC Total	\$342,898.70


.....

**Total Reimbursement for FY 2022**

**\$409,896.72**

\*Differences in the combined totals of service areas and Direct Funds Total is due to co-pay deductions





## 2022 School-Based Medicaid Profile

Jasper 5102


ADM	773
Physical Therapy	\$8,660.48
Occupational Therapy	\$9,456.00
Speech Therapy	\$1,725.50
Personal Care	\$9,592.06
SBMH	\$0
EPSDT	\$1,411.46
Audiology	\$0
Direct Funds	\$30,845.50
Medicaid Rate	66.43%
ARMAC Total	\$79,086.32

.....

**Total Reimbursement for FY 2022**

**\$109,931.82**

\*Differences in the combined totals of service areas and Direct Funds Total is due to co-pay deductions



## 2022 School-Based Medicaid Profile

Jessieville

2604

ADM	820
Physical Therapy	\$22,596.88
Occupational Therapy	\$52,049.88
Speech Therapy	\$24,410.18
Personal Care	\$0
SBMH	\$0
EPSDT	\$1,563.94
Audiology	\$121.16
Direct Funds	\$99,632.04
Medicaid Rate	94.59%
ARMAC Total	\$60,307.23

.....

**Total Reimbursement for FY 2022**

**\$159,939.27**

\*Differences in the combined totals of service areas and Direct Funds Total is due to co-pay deductions



## 2022 School-Based Medicaid Profile

Jonesboro


1608

ADM	6,268
Physical Therapy	\$95,663.35
Occupational Therapy	\$266,940.93
Speech Therapy	\$568,395.56
Personal Care	\$0
SBMH	\$0
EPSDT	\$37,435.98
Audiology	\$0
Direct Funds	\$965,353.94
Medicaid Rate	80.28%
ARMAC Total	\$154,432.33

**Total Reimbursement for FY 2022**

**\$1,119,786.27**

\*Differences in the combined totals of service areas and Direct Funds Total is due to co-pay deductions



## 2022 School-Based Medicaid Profile

Junction City

7003

ADM	493
Physical Therapy	\$3,758.56
Occupational Therapy	\$15,302.36
Speech Therapy	\$14,310.00
Personal Care	\$0
SBMH	\$3,622.44
EPSDT	\$730.80
Audiology	\$0
Direct Funds	\$37,724.48
Medicaid Rate	80.30%
ARMAC Total	\$25,861.98

.....

**Total Reimbursement for FY 2022**

**\$63,586.46**

\*Differences in the combined totals of service areas and Direct Funds Total is due to co-pay deductions



## 2022 School-Based Medicaid Profile

KIPP Delta 5440

ADM	1,091
Physical Therapy	\$20,672.00
Occupational Therapy	\$14,384.48
Speech Therapy	\$10,600.32
Personal Care	\$0
SBMH	\$0
EPSDT	\$0
Audiology	\$0
Direct Funds	\$45,656.80
Medicaid Rate	91.43%
ARMAC Total	\$67,455.86

**Total Reimbursement for FY 2022**

**\$113,112.66**

\*Differences in the combined totals of service areas and Direct Funds Total is due to co-pay deductions



## 2022 School-Based Medicaid Profile

Kirby


5503

ADM	398
Physical Therapy	\$661.20
Occupational Therapy	\$8,404.20
Speech Therapy	\$5,659.64
Personal Care	\$0
SBMH	\$0
EPSDT	\$1,459.54
Audiology	\$0
Direct Funds	\$15,794.58
Medicaid Rate	68.64%
ARMAC Total	\$20,289.91

**Total Reimbursement for FY 2022**

**\$36,084.49**

\*Differences in the combined totals of service areas and Direct Funds Total is due to co-pay deductions



## 2022 School-Based Medicaid Profile

Lafayette County 3704


ADM	514
Physical Therapy	\$8,265.00
Occupational Therapy	\$17,434.80
Speech Therapy	\$38,847.38
Personal Care	\$0
SBMH	\$0
EPSDT	\$744.88
Audiology	\$0
Direct Funds	\$65,292.06
Medicaid Rate	100%
ARMAC Total	\$39,481.73

.....

**Total Reimbursement for FY 2022**

**\$104,773.79**

\*Differences in the combined totals of service areas and Direct Funds Total is due to co-pay deductions



## 2022 School-Based Medicaid Profile

Lake Hamilton

2605

ADM	4,104
Physical Therapy	\$21,998.20
Occupational Therapy	\$34,480.40
Speech Therapy	\$37,061.18
Personal Care	\$36,992.00
SBMH	\$0
EPSDT	\$24,975.96
Audiology	\$956.08
Direct Funds	\$155,763.82
Medicaid Rate	94.59%
ARMAC Total	\$318,308.93


.....

**Total Reimbursement for FY 2022**

**\$474,072.75**

\*Differences in the combined totals of service areas and Direct Funds Total is due to co-pay deductions





## 2022 School-Based Medicaid Profile

Lakeside - Chicot County

0903

ADM	867
Physical Therapy	\$0
Occupational Therapy	\$2,175.20
Speech Therapy	\$19,037.50
Personal Care	\$0
SBMH	\$0
EPSDT	\$5,183.60
Audiology	\$0
Direct Funds	\$25,806.30
Medicaid Rate	100%
ARMAC Total	\$52,978.84

.....

**Total Reimbursement for FY 2022**

**\$78,785.14**

\*Differences in the combined totals of service areas and Direct Funds Total is due to co-pay deductions



## 2022 School-Based Medicaid Profile

Lakeside-Garland Co

2606


ADM	3,318
Physical Therapy	\$30,543.16
Occupational Therapy	\$50,748.49
Speech Therapy	\$79,990.42
Personal Care	\$0
SBMH	\$0
EPSDT	\$0
Audiology	\$0
Direct Funds	\$158,596.13
Medicaid Rate	94.59%
ARMAC Total	\$239,288.75

.....

**Total Reimbursement for FY 2022**

**\$397,884.88**

\*Differences in the combined totals of service areas and Direct Funds Total is due to co-pay deductions



## 2022 School-Based Medicaid Profile

Lamar 3604

ADM	1,297
Physical Therapy	\$16,443.44
Occupational Therapy	\$40,155.88
Speech Therapy	\$84,503.60
Personal Care	\$3,619.84
SBMH	\$0
EPSDT	\$0
Audiology	\$0
Direct Funds	\$143,786.82
Medicaid Rate	93.58%
ARMAC Total	\$104,714.51

.....

**Total Reimbursement for FY 2022**

**\$248,501.33**

\*Differences in the combined totals of service areas and Direct Funds Total is due to co-pay deductions



## 2022 School-Based Medicaid Profile

Lavaca

6605

ADM	788
Physical Therapy	\$14,024.40
Occupational Therapy	\$41,116.24
Speech Therapy	\$70,083.76
Personal Care	\$0
SBMH	\$0
EPSDT	\$4,770.12
Audiology	\$0
Direct Funds	\$128,664.52
Medicaid Rate	87.26%
ARMAC Total	\$69,395.58

.....

**Total Reimbursement for FY 2022**

**\$198,060.10**

\*Differences in the combined totals of service areas and Direct Funds Total is due to co-pay deductions



## 2022 School-Based Medicaid Profile

Lawrence County 3810


ADM	946
Physical Therapy	\$7,458.24
Occupational Therapy	\$8,247.92
Speech Therapy	\$47,337.67
Personal Care	\$0
SBMH	\$0
EPSDT	\$6,217.64
Audiology	\$0
Direct Funds	\$68,451.97
Medicaid Rate	79.48%
ARMAC Total	\$42,656.52

.....

**Total Reimbursement for FY 2022**

**\$111,108.49**

\*Differences in the combined totals of service areas and Direct Funds Total is due to co-pay deductions



## 2022 School-Based Medicaid Profile

Lead Hill 0506


ADM	360
Physical Therapy	\$2,971.08
Occupational Therapy	\$18,009.96
Speech Therapy	\$698.60
Personal Care	\$0
SBMH	\$0
EPSDT	\$1,326.98
Audiology	\$0
Direct Funds	\$22,183.68
Medicaid Rate	80.69%
ARMAC Total	\$27,645.09

.....

**Total Reimbursement for FY 2022**

**\$49,828.77**

\*Differences in the combined totals of service areas and Direct Funds Total is due to co-pay deductions



## 2022 School-Based Medicaid Profile

Lee County

3904

ADM	591
Physical Therapy	\$11,884.64
Occupational Therapy	\$16,547.40
Speech Therapy	\$12,895.24
Personal Care	\$0
SBMH	\$0
EPSDT	\$0
Audiology	\$0
Direct Funds	\$41,237.28
Medicaid Rate	100%
ARMAC Total	\$30,370.92

.....

**Total Reimbursement for FY 2022**

**\$71,608.20**

\*Differences in the combined totals of service areas and Direct Funds Total is due to co-pay deductions



## 2022 School-Based Medicaid Profile

Lincoln

7205

ADM	1,052
Physical Therapy	\$6,893.56
Occupational Therapy	\$11,698.98
Speech Therapy	\$19,777.04
Personal Care	\$0
SBMH	\$0
EPSDT	\$2,206.48
Audiology	\$0
Direct Funds	\$39,336.06
Medicaid Rate	77%
ARMAC Total	\$56,934.46

**Total Reimbursement for FY 2022**

**\$96,270.52**

\*Differences in the combined totals of service areas and Direct Funds Total is due to co-pay deductions





## 2022 School-Based Medicaid Profile

LISA Academy WLR 6041


ADM	3,431
Physical Therapy	\$9,057.40
Occupational Therapy	\$82,931.52
Speech Therapy	\$145,100.14
Personal Care	\$0
SBMH	\$0
EPSDT	\$0
Audiology	\$0
Direct Funds	\$234,549.06
Medicaid Rate	94.41%
ARMAC Total	\$276,860.60

.....

**Total Reimbursement for FY 2022**

**\$511,409.66**

\*Differences in the combined totals of service areas and Direct Funds Total is due to co-pay deductions



## 2022 School-Based Medicaid Profile

Little Rock

6001

ADM	20,518
Physical Therapy	\$20,499.00
Occupational Therapy	\$59,876.00
Speech Therapy	\$174,547.46
Personal Care	\$18,104.32
SBMH	\$0
EPSDT	\$74,798.48
Audiology	\$0
Direct Funds	\$343,687.74
Medicaid Rate	94.41%
ARMAC Total	\$1,525,412.51

.....

**Total Reimbursement for FY 2022**

**\$1,869,100.25**

\*Differences in the combined totals of service areas and Direct Funds Total is due to co-pay deductions



## 2022 School-Based Medicaid Profile

Lonoke 4301

ADM	1,547
Physical Therapy	\$10,379.52
Occupational Therapy	\$21,666.40
Speech Therapy	\$45,100.06
Personal Care	\$0
SBMH	\$0
EPSDT	\$7,863.32
Audiology	\$0
Direct Funds	\$84,359.30
Medicaid Rate	73.68%
ARMAC Total	\$85,500.94

.....

**Total Reimbursement for FY 2022**

**\$169,860.24**

\*Differences in the combined totals of service areas and Direct Funds Total is due to co-pay deductions



## 2022 School-Based Medicaid Profile

Magazine 4202


ADM	440
Physical Therapy	\$14,877.00
Occupational Therapy	\$30,608.72
Speech Therapy	\$44,514.92
Personal Care	\$0
SBMH	\$0
EPSDT	\$1,967.46
Audiology	\$307.32
Direct Funds	\$91,565.42
Medicaid Rate	91.12%
ARMAC Total	\$37,255.68

.....

**Total Reimbursement for FY 2022**

**\$128,821.10**

\*Differences in the combined totals of service areas and Direct Funds Total is due to co-pay deductions



## 2022 School-Based Medicaid Profile

Magnet Cove

3003


ADM	693
Physical Therapy	\$5,284.16
Occupational Therapy	\$24,377.80
Speech Therapy	\$46,082.76
Personal Care	\$0
SBMH	\$0
EPSDT	\$2,421.12
Audiology	\$0
Direct Funds	\$77,125.84
Medicaid Rate	78.62%
ARMAC Total	\$65,919.79

.....

**Total Reimbursement for FY 2022**

**\$143,045.63**

\*Differences in the combined totals of service areas and Direct Funds Total is due to co-pay deductions



## 2022 School-Based Medicaid Profile

Magnolia 1402

ADM	2,582
Physical Therapy	\$19,557.88
Occupational Therapy	\$60,472.51
Speech Therapy	\$39,036.52
Personal Care	\$0
SBMH	\$19,529.02
EPSDT	\$12,901.00
Audiology	\$0
Direct Funds	\$151,286.93
Medicaid Rate	79.67%
ARMAC Total	\$137,287.99

.....

**Total Reimbursement for FY 2022**

**\$288,574.92**

\*Differences in the combined totals of service areas and Direct Funds Total is due to co-pay deductions



## 2022 School-Based Medicaid Profile

Malvern

3004

ADM	1,853
Physical Therapy	\$37,828.04
Occupational Therapy	\$166,041.91
Speech Therapy	\$310,710.30
Personal Care	\$5,320.00
SBMH	\$0
EPSDT	\$10,366.18
Audiology	\$837.62
Direct Funds	\$527,294.05
Medicaid Rate	78.62%
ARMAC Total	\$108,599.25

.....

**Total Reimbursement for FY 2022**

**\$635,893.30**

\*Differences in the combined totals of service areas and Direct Funds Total is due to co-pay deductions



## 2022 School-Based Medicaid Profile

Mammoth Spring

2501

ADM	470
Physical Therapy	\$9,880.44
Occupational Therapy	\$14,688.00
Speech Therapy	\$0
Personal Care	\$0
SBMH	\$0
EPSDT	\$0
Audiology	\$0
Direct Funds	\$23,998.44
Medicaid Rate	77.42%
ARMAC Total	\$21,431.98


.....

**Total Reimbursement for FY 2022**

**\$45,430.42**

\*Differences in the combined totals of service areas and Direct Funds Total is due to co-pay deductions





## 2022 School-Based Medicaid Profile

Manila


4712

ADM	1,009
Physical Therapy	\$11,420.90
Occupational Therapy	\$18,658.46
Speech Therapy	\$11,978.58
Personal Care	\$0
SBMH	\$0
EPSDT	\$4,643.14
Audiology	\$0
Direct Funds	\$46,191.34
Medicaid Rate	96.39%
ARMAC Total	\$80,530.00

**Total Reimbursement for FY 2022**

**\$126,721.34**

\*Differences in the combined totals of service areas and Direct Funds Total is due to co-pay deductions



## 2022 School-Based Medicaid Profile

Mansfield

6606

ADM	723
Physical Therapy	\$5,263.72
Occupational Therapy	\$26,220.12
Speech Therapy	\$22,493.74
Personal Care	\$0
SBMH	\$0
EPSDT	\$6,028.76
Audiology	\$0
Direct Funds	\$60,006.34
Medicaid Rate	87.26%
ARMAC Total	\$92,323.59

.....

**Total Reimbursement for FY 2022**

**\$152,329.93**

\*Differences in the combined totals of service areas and Direct Funds Total is due to co-pay deductions



## 2022 School-Based Medicaid Profile

Marion

1804

ADM	3,737
Physical Therapy	\$46,676.58
Occupational Therapy	\$42,776.00
Speech Therapy	\$68,579.70
Personal Care	\$0
SBMH	\$0
EPSDT	\$27,046.48
Audiology	\$0
Direct Funds	\$181,118.76
Medicaid Rate	88.78%
ARMAC Total	\$288,145.54

.....

**Total Reimbursement for FY 2022**

**\$469,264.30**

\*Differences in the combined totals of service areas and Direct Funds Total is due to co-pay deductions



## 2022 School-Based Medicaid Profile

Marked Tree

5604


ADM	496
Physical Therapy	\$17,522.52
Occupational Therapy	\$31,273.16
Speech Therapy	\$75,367.20
Personal Care	\$0
SBMH	\$0
EPSDT	\$0
Audiology	\$0
Direct Funds	\$124,162.88
Medicaid Rate	96.08%
ARMAC Total	\$42,827.89

.....

**Total Reimbursement for FY 2022**

**\$166,990.77**

\*Differences in the combined totals of service areas and Direct Funds Total is due to co-pay deductions



## 2022 School-Based Medicaid Profile

Marmaduke

2803

ADM	676
Physical Therapy	\$38,455.76
Occupational Therapy	\$48,114.36
Speech Therapy	\$5,004.46
Personal Care	\$844.80
SBMH	\$0
EPSDT	\$0
Audiology	\$0
Direct Funds	\$92,419.38
Medicaid Rate	92.14%
ARMAC Total	\$35,972.33

.....

**Total Reimbursement for FY 2022**

**\$128,391.71**

\*Differences in the combined totals of service areas and Direct Funds Total is due to co-pay deductions



## 2022 School-Based Medicaid Profile

Marvell

5404


ADM	296
Physical Therapy	\$4,145.44
Occupational Therapy	\$0
Speech Therapy	\$00
Personal Care	\$0
SBMH	\$0
EPSDT	\$0
Audiology	\$0
Direct Funds	\$4,145.44
Medicaid Rate	91.43%
ARMAC Total	\$25,863.04

.....

**Total Reimbursement for FY 2022**

**\$30,008.48**

\*Differences in the combined totals of service areas and Direct Funds Total is due to co-pay deductions



## 2022 School-Based Medicaid Profile

Mayflower

2305

ADM	961
Physical Therapy	\$23,130.88
Occupational Therapy	\$46,331.32
Speech Therapy	\$18,558.10
Personal Care	\$0
SBMH	\$0
EPSDT	\$1,730.20
Audiology	\$0
Direct Funds	\$88,690.80
Medicaid Rate	76.28%
ARMAC Total	\$37,583.17

.....

**Total Reimbursement for FY 2022**

**\$126,273.97**

\*Differences in the combined totals of service areas and Direct Funds Total is due to co-pay deductions



## 2022 School-Based Medicaid Profile

Maynard 6102

ADM	530
Physical Therapy	\$7,047.00
Occupational Therapy	\$14,938.04
Speech Therapy	\$2,953.34
Personal Care	\$0
SBMH	\$0
EPSDT	\$2,838.72
Audiology	\$0
Direct Funds	\$27,637.10
Medicaid Rate	94.08%
ARMAC Total	\$33,601.62

.....

**Total Reimbursement for FY 2022**

**\$61,238.72**

\*Differences in the combined totals of service areas and Direct Funds Total is due to co-pay deductions





## 2022 School-Based Medicaid Profile

McCrory

7403

ADM	564
Physical Therapy	\$12,006.00
Occupational Therapy	\$54,550.12
Speech Therapy	\$76,981.56
Personal Care	\$0
SBMH	\$0
EPSDT	\$2,095.90
Audiology	\$0
Direct Funds	\$144,563.58
Medicaid Rate	87.76%
ARMAC Total	\$19,987.95

.....

**Total Reimbursement for FY 2022**

**\$164,551.53**

\*Differences in the combined totals of service areas and Direct Funds Total is due to co-pay deductions



## 2022 School-Based Medicaid Profile

McGehee 2105

ADM	1,082
Physical Therapy	\$2,345.16
Occupational Therapy	\$17,551.28
Speech Therapy	\$21,328.11
Personal Care	\$0
SBMH	\$0
EPSDT	\$9,879.54
Audiology	\$0
Direct Funds	\$50,803.59
Medicaid Rate	82.95%
ARMAC Total	\$100,178.66

.....

**Total Reimbursement for FY 2022**

**\$150,982.25**

\*Differences in the combined totals of service areas and Direct Funds Total is due to co-pay deductions



## 2022 School-Based Medicaid Profile

Melbourne

3302

ADM	800
Physical Therapy	\$12,513.04
Occupational Therapy	\$26,488.84
Speech Therapy	\$38,432.64
Personal Care	\$0
SBMH	\$0
EPSDT	\$1,618.20
Audiology	\$0
Direct Funds	\$78,942.76
Medicaid Rate	87.57%
ARMAC Total	\$47,076.73

.....

**Total Reimbursement for FY 2022**

**\$126,019.49**

\*Differences in the combined totals of service areas and Direct Funds Total is due to co-pay deductions



## 2022 School-Based Medicaid Profile

Mena

5703

ADM	1,698
Physical Therapy	\$49,518.12
Occupational Therapy	\$88,508.10
Speech Therapy	\$80,148.04
Personal Care	\$0
SBMH	\$0
EPSDT	\$8,465.34
Audiology	\$0
Direct Funds	\$222,149.60
Medicaid Rate	81.59%
ARMAC Total	\$37,621.42

**Total Reimbursement for FY 2022**

**\$259,771.02**

\*Differences in the combined totals of service areas and Direct Funds Total is due to co-pay deductions



## 2022 School-Based Medicaid Profile

Midland

3211

ADM	448
Physical Therapy	\$9,581.88
Occupational Therapy	\$31,967.44
Speech Therapy	\$68,585.96
Personal Care	\$0
SBMH	\$0
EPSDT	\$1,784.76
Audiology	\$0
Direct Funds	\$109,490.04
Medicaid Rate	84.75%
ARMAC Total	\$53,054.64

.....

**Total Reimbursement for FY 2022**

**\$162,544.68**

\*Differences in the combined totals of service areas and Direct Funds Total is due to co-pay deductions



## 2022 School-Based Medicaid Profile

Mineral Springs 3104


ADM	359
Physical Therapy	\$2,810.60
Occupational Therapy	\$6,056.38
Speech Therapy	\$10,960.80
Personal Care	\$0
SBMH	\$0
EPSDT	\$0
Audiology	\$0
Direct Funds	\$18,485.90
Medicaid Rate	81.85%
ARMAC Total	\$44,052.03

.....

**Total Reimbursement for FY 2022**

**\$62,537.93**

\*Differences in the combined totals of service areas and Direct Funds Total is due to co-pay deductions



## 2022 School-Based Medicaid Profile

Monticello

2203

ADM	1,684
Physical Therapy	\$20,142.24
Occupational Therapy	\$46,134.88
Speech Therapy	\$45,563.86
Personal Care	\$12,581.02
SBMH	\$0
EPSDT	\$7,929.94
Audiology	\$0
Direct Funds	\$131,404.02
Medicaid Rate	79.85%
ARMAC Total	\$117,089.17

.....

**Total Reimbursement for FY 2022**

**\$248,493.19**

\*Differences in the combined totals of service areas and Direct Funds Total is due to co-pay deductions



## 2022 School-Based Medicaid Profile

Mount Ida 4902

ADM	414
Physical Therapy	\$7,848.64
Occupational Therapy	\$7,132.48
Speech Therapy	\$20,371.98
Personal Care	\$0
SBMH	\$0
EPSDT	\$2,605.88
Audiology	\$0
Direct Funds	\$37,958.98
Medicaid Rate	75.57%
ARMAC Total	\$38,217.81

.....

**Total Reimbursement for FY 2022**

**\$76,176.79**

\*Differences in the combined totals of service areas and Direct Funds Total is due to co-pay deductions





## 2022 School-Based Medicaid Profile

Mountain Home

0303

ADM	3,858
Physical Therapy	\$103,161.80
Occupational Therapy	\$129,852.70
Speech Therapy	\$74,680.92
Personal Care	\$12,477.44
SBMH	\$8,951.07
EPSDT	\$17,124.70
Audiology	\$0
Direct Funds	\$342,009.23
Medicaid Rate	94.84%
ARMAC Total	\$76,163.40

.....

**Total Reimbursement for FY 2022**

**\$418,172.63**

\*Differences in the combined totals of service areas and Direct Funds Total is due to co-pay deductions



## 2022 School-Based Medicaid Profile

Mountain Pine

2607

ADM	627
Physical Therapy	\$19,061.76
Occupational Therapy	\$83,201.36
Speech Therapy	\$109,362.56
Personal Care	\$0
SBMH	\$0
EPSDT	\$0
Audiology	\$0
Direct Funds	\$208,945.68
Medicaid Rate	94.59%
ARMAC Total	\$57,370.96

.....

**Total Reimbursement for FY 2022**

**\$266,316.64**

\*Differences in the combined totals of service areas and Direct Funds Total is due to co-pay deductions



## 2022 School-Based Medicaid Profile

Mountain View

6901

ADM	1,518
Physical Therapy	\$43,413.00
Occupational Therapy	\$83,688.74
Speech Therapy	\$16,883.28
Personal Care	\$0
SBMH	\$0
EPSDT	\$4,360.42
Audiology	\$0
Direct Funds	\$146,935.44
Medicaid Rate	93.45%
ARMAC Total	\$87,623.77

**Total Reimbursement for FY 2022**

**\$234,559.21**

\*Differences in the combined totals of service areas and Direct Funds Total is due to co-pay deductions



## 2022 School-Based Medicaid Profile

Mountainburg

1703

ADM	608
Physical Therapy	\$1,326.12
Occupational Therapy	\$23,587.84
Speech Therapy	\$11,632.34
Personal Care	\$0
SBMH	\$0
EPSDT	\$0
Audiology	\$0
Direct Funds	\$35,266.30
Medicaid Rate	80.38%
ARMAC Total	\$60,291.79

**Total Reimbursement for FY 2022**

**\$95,558.09**

\*Differences in the combined totals of service areas and Direct Funds Total is due to co-pay deductions



## 2022 School-Based Medicaid Profile

Mt.Vernon - Enola

2306

ADM	525
Physical Therapy	\$2,801.80
Occupational Therapy	\$24,299.80
Speech Therapy	\$108,294.56
Personal Care	\$2,334.72
SBMH	\$0
EPSDT	\$,1995.62
Audiology	\$0
Direct Funds	\$139,726.50
Medicaid Rate	76.28%
ARMAC Total	\$38,637.56

.....

**Total Reimbursement for FY 2022**

**\$178,364.06**

\*Differences in the combined totals of service areas and Direct Funds Total is due to co-pay deductions



## 2022 School-Based Medicaid Profile

Mulberry/Pleasant View 1704


ADM	416
Physical Therapy	\$13,634.72
Occupational Therapy	\$39,489.96
Speech Therapy	\$0
Personal Care	\$1,935.36
SBMH	\$0
EPSDT	\$2,119.94
Audiology	\$0
Direct Funds	\$57,179.98
Medicaid Rate	80.38%
ARMAC Total	\$23,017.88

.....

**Total Reimbursement for FY 2022**

**\$80,197.86**

\*Differences in the combined totals of service areas and Direct Funds Total is due to co-pay deductions



## 2022 School-Based Medicaid Profile

Nashville


3105

ADM	1,898
Physical Therapy	\$14,264.10
Occupational Therapy	\$13,430.92
Speech Therapy	\$34,866.30
Personal Care	\$0
SBMH	\$0
EPSDT	\$0
Audiology	\$0
Direct Funds	\$61,743.50
Medicaid Rate	81.85%
ARMAC Total	\$113,019.11

**Total Reimbursement for FY 2022**

**\$174,762.61**

\*Differences in the combined totals of service areas and Direct Funds Total is due to co-pay deductions



## 2022 School-Based Medicaid Profile

Nemo Vista

1503

ADM	465
Physical Therapy	\$5,909.20
Occupational Therapy	\$20,256.80
Speech Therapy	\$77,002.08
Personal Care	\$0
SBMH	\$0
EPSDT	\$2,358.96
Audiology	\$0
Direct Funds	\$100,857.04
Medicaid Rate	85.81%
ARMAC Total	\$27,928.26

.....

**Total Reimbursement for FY 2022**

**\$128,785.30**

\*Differences in the combined totals of service areas and Direct Funds Total is due to co-pay deductions





## 2022 School-Based Medicaid Profile

Nettleton 1611

ADM	3,560
Physical Therapy	\$66,745.04
Occupational Therapy	\$192,597.90
Speech Therapy	\$438,283.88
Personal Care	\$0
SBMH	\$0
EPSDT	\$21,920.92
Audiology	\$0
Direct Funds	\$717,217.74
Medicaid Rate	80.28%
ARMAC Total	\$156,323.95

.....

**Total Reimbursement for FY 2022**

**\$873,541.69**

\*Differences in the combined totals of service areas and Direct Funds Total is due to co-pay deductions



## 2022 School-Based Medicaid Profile

Nevada

5008


ADM	375
Physical Therapy	\$3,049.56
Occupational Therapy	\$2,514.32
Speech Therapy	\$4,188.64
Personal Care	\$0
SBMH	\$0
EPSDT	\$1,662.16
Audiology	\$0
Direct Funds	\$11,414.68
Medicaid Rate	82.43%
ARMAC Total	\$40,142.48

.....

**Total Reimbursement for FY 2022**

**\$51,557.16**

\*Differences in the combined totals of service areas and Direct Funds Total is due to co-pay deductions



## 2022 School-Based Medicaid Profile

Newport 3403

ADM	1,117
Physical Therapy	\$85,807.12
Occupational Therapy	\$125,091.18
Speech Therapy	\$153,521.08
Personal Care	\$0
SBMH	\$0
EPSDT	\$0
Audiology	\$0
Direct Funds	\$360,913.44
Medicaid Rate	88.94%
ARMAC Total	\$81,423.55

.....

**Total Reimbursement for FY 2022**

**\$442,336.99**

\*Differences in the combined totals of service areas and Direct Funds Total is due to co-pay deductions



## 2022 School-Based Medicaid Profile

Norfolk

0304

ADM	448
Physical Therapy	\$0
Occupational Therapy	\$2,018.40
Speech Therapy	\$189.96
Personal Care	\$0
SBMH	\$0
EPSDT	\$0
Audiology	\$0
Direct Funds	\$2,208.36
Medicaid Rate	94.84%
ARMAC Total	\$30,009.46

.....

**Total Reimbursement for FY 2022**

**\$32,217.82**

\*Differences in the combined totals of service areas and Direct Funds Total is due to co-pay deductions



## 2022 School-Based Medicaid Profile

North Central ESC

3320

ADM	597
Physical Therapy	\$11,786.56
Occupational Therapy	\$10,805.62
Speech Therapy	\$47,407.54
Personal Care	\$0
SBMH	\$0
EPSDT	\$0
Audiology	\$0
Direct Funds	\$68,319.09
Medicaid Rate	89.65%
ARMAC Total	\$70,666.18

.....

**Total Reimbursement for FY 2022**

**\$138,985.27**

\*Differences in the combined totals of service areas and Direct Funds Total is due to co-pay deductions



## 2022 School-Based Medicaid Profile

North Little Rock

6002


ADM	7,640
Physical Therapy	\$52,013.70
Occupational Therapy	\$96,492.64
Speech Therapy	\$214,376.54
Personal Care	\$21,329.00
SBMH	\$0
EPSDT	\$28,306.84
Audiology	\$0
Direct Funds	\$408,469.64
Medicaid Rate	94.41%
ARMAC Total	\$566,405.82

.....

**Total Reimbursement for FY 2022**

**\$974,875.46**

\*Differences in the combined totals of service areas and Direct Funds Total is due to co-pay deductions



## 2022 School-Based Medicaid Profile

Northeast ESC 3820

ADM	259
Physical Therapy	\$974.00
Occupational Therapy	\$3,203.04
Speech Therapy	\$26,465.38
Personal Care	\$0
SBMH	\$0
EPSDT	\$0
Audiology	\$0
Direct Funds	\$29,182.82
Medicaid Rate	87.68%
ARMAC Total	\$24,759.07

.....

**Total Reimbursement for FY 2022**

**\$53,941.89**

\*Differences in the combined totals of service areas and Direct Funds Total is due to co-pay deductions



## 2022 School-Based Medicaid Profile

Northwest ESC	7221
ADM	991
Physical Therapy	\$1,461.60
Occupational Therapy	\$513.44
Speech Therapy	\$37,333.96
Personal Care	\$0
SBMH	\$0
EPSDT	\$0
Audiology	\$0
Direct Funds	\$36,699.00
Medicaid Rate	70.14%
ARMAC Total	\$81,130.66

.....

**Total Reimbursement for FY 2022**

**\$117,829.66**

\*Differences in the combined totals of service areas and Direct Funds Total is due to co-pay deductions





## 2022 School-Based Medicaid Profile

Omaha

0504

ADM	373
Physical Therapy	\$9,190.68
Occupational Therapy	\$17,800.42
Speech Therapy	\$21,930.34
Personal Care	\$4,971.52
SBMH	\$0
EPSDT	\$917.62
Audiology	\$0
Direct Funds	\$54,400.58
Medicaid Rate	80.69%
ARMAC Total	\$26,824.70

.....

**Total Reimbursement for FY 2022**

**\$81,225.28**

\*Differences in the combined totals of service areas and Direct Funds Total is due to co-pay deductions



## 2022 School-Based Medicaid Profile

Osceola 4713


ADM	993
Physical Therapy	\$8,091.04
Occupational Therapy	\$38,572.92
Speech Therapy	\$63,886.44
Personal Care	\$0
SBMH	\$0
EPSDT	\$0
Audiology	\$0
Direct Funds	\$110,190.40
Medicaid Rate	96.39%
ARMAC Total	\$137,444.07

.....

**Total Reimbursement for FY 2022**

**\$247,634.47**

\*Differences in the combined totals of service areas and Direct Funds Total is due to co-pay deductions



## 2022 School-Based Medicaid Profile

Ouachita 3005

ADM	510
Physical Therapy	\$3,071.60
Occupational Therapy	\$8,874.00
Speech Therapy	\$7,723.76
Personal Care	\$2,800.64
SBMH	\$0
EPSDT	\$104.40
Audiology	\$0
Direct Funds	\$21,724.40
Medicaid Rate	78.62%
ARMAC Total	\$37,085.86

.....

**Total Reimbursement for FY 2022**

**\$58,510.26**

\*Differences in the combined totals of service areas and Direct Funds Total is due to co-pay deductions



## 2022 School-Based Medicaid Profile

Ouachita River 5706

ADM	748
Physical Therapy	\$3,828.00
Occupational Therapy	\$15,160.40
Speech Therapy	\$19,073.76
Personal Care	\$0
SBMH	\$0
EPSDT	\$3,748.10
Audiology	\$0
Direct Funds	\$40,524.32
Medicaid Rate	81.59%
ARMAC Total	\$67,557.86

.....

**Total Reimbursement for FY 2022**

**\$108,082.18**

\*Differences in the combined totals of service areas and Direct Funds Total is due to co-pay deductions



## 2022 School-Based Medicaid Profile

Ozark

2404

ADM	1,696
Physical Therapy	\$2,192.40
Occupational Therapy	\$26,732.60
Speech Therapy	\$85,126.28
Personal Care	\$3,665.92
SBMH	\$0
EPSDT	\$0
Audiology	\$0
Direct Funds	\$116,028.10
Medicaid Rate	72.10%
ARMAC Total	\$103,974.95

.....

**Total Reimbursement for FY 2022**

**\$220,003.05**

\*Differences in the combined totals of service areas and Direct Funds Total is due to co-pay deductions



## 2022 School-Based Medicaid Profile

Ozark Mountain

6505

ADM	592
Physical Therapy	\$13,600.00
Occupational Therapy	\$12,595.32
Speech Therapy	\$1,234.84
Personal Care	\$4,014.08
SBMH	\$0
EPSDT	\$3,354.54
Audiology	\$0
Direct Funds	\$34,698.78
Medicaid Rate	63.24%
ARMAC Total	\$43,258.42

.....

**Total Reimbursement for FY 2022**

**\$77,957.20**

\*Differences in the combined totals of service areas and Direct Funds Total is due to co-pay deductions



## 2022 School-Based Medicaid Profile

Ozarks Unlimited ESC

0520

ADM	211
Physical Therapy	\$2,176.00
Occupational Therapy	\$530.88
Speech Therapy	\$19,349.73
Personal Care	\$0
SBMH	\$0
EPSDT	\$0
Audiology	\$0
Direct Funds	\$21,046.23
Medicaid Rate	82.26%
ARMAC Total	\$41,214.36

.....

**Total Reimbursement for FY 2022**

**\$62,260.59**

\*Differences in the combined totals of service areas and Direct Funds Total is due to co-pay deductions



## 2022 School-Based Medicaid Profile

Palestine-Wheatley

6205

ADM	772
Physical Therapy	\$3,127.72
Occupational Therapy	\$15,131.62
Speech Therapy	\$8,575.42
Personal Care	\$0
SBMH	\$0
EPSDT	\$0
Audiology	\$0
Direct Funds	\$26,224.76
Medicaid Rate	100%
ARMAC Total	\$17,226.60

**Total Reimbursement for FY 2022**

**\$43,451.36**

\*Differences in the combined totals of service areas and Direct Funds Total is due to co-pay deductions





## 2022 School-Based Medicaid Profile

Pangburn 7309

ADM	745
Physical Therapy	\$5,054.72
Occupational Therapy	\$11,292.60
Speech Therapy	\$98,851.56
Personal Care	\$2,992.64
SBMH	\$0
EPSDT	\$5,097.06
Audiology	\$0
Direct Funds	\$119,988.58
Medicaid Rate	89.39%
ARMAC Total	\$71,325.01

.....

**Total Reimbursement for FY 2022**

**\$191,313.59**

\*Differences in the combined totals of service areas and Direct Funds Total is due to co-pay deductions



## 2022 School-Based Medicaid Profile

Paragould 2808

ADM	3,042
Physical Therapy	\$73,613.24
Occupational Therapy	\$103,547.88
Speech Therapy	\$76,763.00
Personal Care	\$0
SBMH	\$0
EPSDT	\$0
Audiology	\$0
Direct Funds	\$250,592.24
Medicaid Rate	92.14%
ARMAC Total	\$201,071.98

.....

**Total Reimbursement for FY 2022**

**\$451,664.22**

\*Differences in the combined totals of service areas and Direct Funds Total is due to co-pay deductions



## 2022 School-Based Medicaid Profile

Paris

4203


ADM	953
Physical Therapy	\$26,160.60
Occupational Therapy	\$56,953.64
Speech Therapy	\$17,433.76
Personal Care	\$0
SBMH	\$0
EPSDT	\$7,633.22
Audiology	\$0
Direct Funds	\$106,025.28
Medicaid Rate	91.12%
ARMAC Total	\$89,292.30

.....

**Total Reimbursement for FY 2022**

**\$195,317.58**

\*Differences in the combined totals of service areas and Direct Funds Total is due to co-pay deductions



## 2022 School-Based Medicaid Profile

Parkers Chapel

7007

ADM	784
Physical Therapy	\$4,767.76
Occupational Therapy	\$12,267.49
Speech Therapy	\$26,262.40
Personal Care	\$0
SBMH	\$0
EPSDT	\$1,793.34
Audiology	\$0
Direct Funds	\$44,920.99
Medicaid Rate	80.30%
ARMAC Total	\$51,520.32

.....

**Total Reimbursement for FY 2022**

**\$96,441.31**

\*Differences in the combined totals of service areas and Direct Funds Total is due to co-pay deductions



## 2022 School-Based Medicaid Profile

Pea Ridge

0407


ADM	2,333
Physical Therapy	\$20,549.38
Occupational Therapy	\$43,403.24
Speech Therapy	\$22,682.38
Personal Care	\$1,966.08
SBMH	\$0
EPSDT	\$0
Audiology	\$0
Direct Funds	\$85,780.54
Medicaid Rate	62.32%
ARMAC Total	\$118,862.92

.....

**Total Reimbursement for FY 2022**

**\$204,643.46**

\*Differences in the combined totals of service areas and Direct Funds Total is due to co-pay deductions



## 2022 School-Based Medicaid Profile

Perryville 5303

ADM	918
Physical Therapy	\$24,067.42
Occupational Therapy	\$46,444.08
Speech Therapy	\$49,416.56
Personal Care	\$0
SBMH	\$0
EPSDT	\$2,798.20
Audiology	\$0
Direct Funds	\$121,536.26
Medicaid Rate	81.40%
ARMAC Total	\$17,556.66

.....

**Total Reimbursement for FY 2022**

**\$139,092.92**

\*Differences in the combined totals of service areas and Direct Funds Total is due to co-pay deductions



## 2022 School-Based Medicaid Profile

Piggott

1104

ADM	770
Physical Therapy	\$43,621.80
Occupational Therapy	\$66,088.40
Speech Therapy	\$28,260.20
Personal Care	\$0
SBMH	\$0
EPSDT	\$0
Audiology	\$0
Direct Funds	\$137,210.40
Medicaid Rate	78.66%
ARMAC Total	\$50,049.29

**Total Reimbursement for FY 2022**

**\$187,259.69**

\*Differences in the combined totals of service areas and Direct Funds Total is due to co-pay deductions



## 2022 School-Based Medicaid Profile

Pine Bluff

3505

ADM	3,333
Physical Therapy	\$9,157.14
Occupational Therapy	\$22,700.72
Speech Therapy	\$58,886.29
Personal Care	\$0
SBMH	\$0
EPSDT	\$21,299.32
Audiology	\$0
Direct Funds	\$110,857.97
Medicaid Rate	100%
ARMAC Total	\$162,061.85

.....

**Total Reimbursement for FY 2022**

**\$272,919.82**

\*Differences in the combined totals of service areas and Direct Funds Total is due to co-pay deductions





## 2022 School-Based Medicaid Profile

Pocahontas

6103

ADM	1,952
Physical Therapy	\$32,503.20
Occupational Therapy	\$68,825.76
Speech Therapy	\$58,887.62
Personal Care	\$0
SBMH	\$0
EPSDT	\$,2529.64
Audiology	\$0
Direct Funds	\$159,764.48
Medicaid Rate	94.08%
ARMAC Total	\$91,550.36

.....

**Total Reimbursement for FY 2022**

**\$251,314.84**

\*Differences in the combined totals of service areas and Direct Funds Total is due to co-pay deductions



## 2022 School-Based Medicaid Profile

Pottsville 5804


ADM	1,783
Physical Therapy	\$38,972.24
Occupational Therapy	\$70,560.00
Speech Therapy	\$81,162.24
Personal Care	\$0
SBMH	\$0
EPSDT	\$3,629.62
Audiology	\$0
Direct Funds	\$193,794.10
Medicaid Rate	83.79%
ARMAC Total	\$130,038.22

.....

**Total Reimbursement for FY 2022**

**\$323,832.32**

\*Differences in the combined totals of service areas and Direct Funds Total is due to co-pay deductions



## 2022 School-Based Medicaid Profile

Poyen 2703

ADM	497
Physical Therapy	\$3,637.92
Occupational Therapy	\$12,309.60
Speech Therapy	\$14,131.28
Personal Care	\$1,044.48
SBMH	\$0
EPSDT	\$648.38
Audiology	\$0
Direct Funds	\$29,831.66
Medicaid Rate	41.62%
ARMAC Total	\$23,926.93

.....

**Total Reimbursement for FY 2022**

**\$53,758.59**

\*Differences in the combined totals of service areas and Direct Funds Total is due to co-pay deductions



## 2022 School-Based Medicaid Profile

Prairie Grove

7206

ADM	2,058
Physical Therapy	\$7,105.48
Occupational Therapy	\$8,065.04
Speech Therapy	\$17,236.48
Personal Care	\$0
SBMH	\$0
EPSDT	\$614.38
Audiology	\$0
Direct Funds	\$32,155.44
Medicaid Rate	77%
ARMAC Total	\$166,373.59

.....

**Total Reimbursement for FY 2022**

**\$198,529.03**

\*Differences in the combined totals of service areas and Direct Funds Total is due to co-pay deductions



## 2022 School-Based Medicaid Profile

Prescott

5006

ADM	896
Physical Therapy	\$392.60
Occupational Therapy	\$4,419.60
Speech Therapy	\$4,462.56
Personal Care	\$0
SBMH	\$0
EPSDT	\$0
Audiology	\$0
Direct Funds	\$9,274.76
Medicaid Rate	82.43%
ARMAC Total	\$67,682.14

.....

**Total Reimbursement for FY 2022**

**\$76,956.90**

\*Differences in the combined totals of service areas and Direct Funds Total is due to co-pay deductions



## 2022 School-Based Medicaid Profile

Pulaski County Special School District

6003


ADM	11,227
Physical Therapy	\$38,017.18
Occupational Therapy	\$88,199.60
Speech Therapy	\$236,813.56
Personal Care	\$10,327.00
SBMH	\$0
EPSDT	\$39,827.58
Audiology	\$2,526.12
Direct Funds	\$405,421.42
Medicaid Rate	94.41%
ARMAC Total	\$445,321.64

.....

**Total Reimbursement for FY 2022**

**\$850,743.06**

\*Differences in the combined totals of service areas and Direct Funds Total is due to co-pay deductions



## 2022 School-Based Medicaid Profile

Quitman 1203

ADM	797
Physical Therapy	\$7,746.56
Occupational Therapy	\$19,845.12
Speech Therapy	\$48,646.64
Personal Care	\$0
SBMH	\$0
EPSDT	\$3,752.22
Audiology	\$0
Direct Funds	\$79,100.54
Medicaid Rate	87.21%
ARMAC Total	\$35,599.35

.....

**Total Reimbursement for FY 2022**

**\$114,699.89**

\*Differences in the combined totals of service areas and Direct Funds Total is due to co-pay deductions



## 2022 School-Based Medicaid Profile

Rector 1106

ADM	550
Physical Therapy	\$5,874.90
Occupational Therapy	\$20,870.84
Speech Therapy	\$17,542.88
Personal Care	\$0
SBMH	\$0
EPSDT	\$3,938.70
Audiology	\$0
Direct Funds	\$47,237.32
Medicaid Rate	78.66%
ARMAC Total	\$24,230.67

.....

**Total Reimbursement for FY 2022**

**\$71,467.99**

\*Differences in the combined totals of service areas and Direct Funds Total is due to co-pay deductions





## 2022 School-Based Medicaid Profile

Responsive Ed Solutions Premier High School of Little Rock 6053

ADM	125
Physical Therapy	\$0
Occupational Therapy	\$0
Speech Therapy	\$0
Personal Care	\$0
SBMH	\$0
EPSDT	\$0
Audiology	\$0
Direct Funds	\$0
Medicaid Rate	94.41%
ARMAC Total	\$9,279.17

.....

**Total Reimbursement for FY 2022**

**\$9,279.17**

\*Differences in the combined totals of service areas and Direct Funds Total is due to co-pay deductions



## 2022 School-Based Medicaid Profile

Responsive Ed Solutions Premier High School of North Little Rock 6062


ADM	143
Physical Therapy	\$0
Occupational Therapy	\$0
Speech Therapy	\$0
Personal Care	\$0
SBMH	\$0
EPSDT	\$0
Audiology	\$0
Direct Funds	\$0
Medicaid Rate	94.41%
ARMAC Total	\$5,600.83

.....

**Total Reimbursement for FY 2022**

**\$5,600.83**

\*Differences in the combined totals of service areas and Direct Funds Total is due to co-pay deductions



## 2022 School-Based Medicaid Profile

Rivercrest


4706

ADM	1,026
Physical Therapy	\$40,852.25
Occupational Therapy	\$46,909.96
Speech Therapy	\$91,069.34
Personal Care	\$0
SBMH	\$0
EPSDT	\$208.80
Audiology	\$0
Direct Funds	\$178,550.35
Medicaid Rate	96.39%
ARMAC Total	\$50,554.29

**Total Reimbursement for FY 2022**

**\$229,104.64**

\*Differences in the combined totals of service areas and Direct Funds Total is due to co-pay deductions



## 2022 School-Based Medicaid Profile

Riverside 1613

ADM	708
Physical Therapy	\$45,807.55
Occupational Therapy	\$59,132.56
Speech Therapy	\$67,764.64
Personal Care	\$1,756.48
SBMH	\$0
EPSDT	\$1,734.62
Audiology	\$0
Direct Funds	\$174,105.85
Medicaid Rate	80.28%
ARMAC Total	\$45,837.62

.....

**Total Reimbursement for FY 2022**

**\$219,943.47**

\*Differences in the combined totals of service areas and Direct Funds Total is due to co-pay deductions



## 2022 School-Based Medicaid Profile

Riverview 7307


ADM	1,144
Physical Therapy	\$21,280.20
Occupational Therapy	\$96,075.52
Speech Therapy	\$64,697.68
Personal Care	\$0
SBMH	\$0
EPSDT	\$7,640.78
Audiology	\$0
Direct Funds	\$184,875.00
Medicaid Rate	89.39%
ARMAC Total	\$93,514.44

.....

**Total Reimbursement for FY 2022**

**\$278,389.44**

\*Differences in the combined totals of service areas and Direct Funds Total is due to co-pay deductions



## 2022 School-Based Medicaid Profile

Rogers

0405


ADM	15,605
Physical Therapy	\$46,980.42
Occupational Therapy	\$27,489.12
Speech Therapy	\$107,299.08
Personal Care	\$0
SBMH	\$0
EPSDT	\$46,764.04
Audiology	\$0
Direct Funds	\$222,251.68
Medicaid Rate	62.32%
ARMAC Total	\$381,194.50

.....

**Total Reimbursement for FY 2022**

**\$603,446.18**

\*Differences in the combined totals of service areas and Direct Funds Total is due to co-pay deductions



## 2022 School-Based Medicaid Profile

Rose Bud 7310

ADM	747
Physical Therapy	\$14,597.08
Occupational Therapy	\$57,274.88
Speech Therapy	\$87,434.12
Personal Care	\$5,728.94
SBMH	\$0
EPSDT	\$3,553.38
Audiology	\$0
Direct Funds	\$164,088.40
Medicaid Rate	89.39%
ARMAC Total	\$30,084.52

.....

**Total Reimbursement for FY 2022**

**\$194,172.92**

\*Differences in the combined totals of service areas and Direct Funds Total is due to co-pay deductions



## 2022 School-Based Medicaid Profile

Russellville

5805

ADM	5,294
Physical Therapy	\$70,241.52
Occupational Therapy	\$164,918.96
Speech Therapy	\$158,876.94
Personal Care	\$11,315.04
SBMH	\$0
EPSDT	\$15,079.98
Audiology	\$0
Direct Funds	\$417,022.74
Medicaid Rate	83.79%
ARMAC Total	\$344,754.90

.....

**Total Reimbursement for FY 2022**

**\$761,777.64**

\*Differences in the combined totals of service areas and Direct Funds Total is due to co-pay deductions





## 2022 School-Based Medicaid Profile

Salem 2502

ADM	845
Physical Therapy	\$20,127.60
Occupational Therapy	\$19,283.28
Speech Therapy	\$50,087.22
Personal Care	\$0
SBMH	\$0
EPSDT	\$0
Audiology	\$0
Direct Funds	\$88,698.10
Medicaid Rate	77.42%
ARMAC Total	\$28,536.81

.....

**Total Reimbursement for FY 2022**

**\$117,234.91**

\*Differences in the combined totals of service areas and Direct Funds Total is due to co-pay deductions



## 2022 School-Based Medicaid Profile

Scholarmade Achievement Place of Arkansas 6060


ADM	390
Physical Therapy	\$0
Occupational Therapy	\$0
Speech Therapy	\$0
Personal Care	\$0
SBMH	\$0
EPSDT	\$0
Audiology	\$0
Direct Funds	\$0
Medicaid Rate	94.41%
ARMAC Total	\$22,114.28

.....

**Total Reimbursement for FY 2022**

**\$22,114.28**

\*Differences in the combined totals of service areas and Direct Funds Total is due to co-pay deductions



## 2022 School-Based Medicaid Profile

Scranton 4204

ADM	441
Physical Therapy	\$5,515.80
Occupational Therapy	\$20,439.52
Speech Therapy	\$5,946.28
Personal Care	\$0
SBMH	\$0
EPSDT	\$1,983.26
Audiology	\$0
Direct Funds	\$33,834.86
Medicaid Rate	91.12%
ARMAC Total	\$24,695.97

.....

**Total Reimbursement for FY 2022**

**\$58,530.83**

\*Differences in the combined totals of service areas and Direct Funds Total is due to co-pay deductions



## 2022 School-Based Medicaid Profile

Searcy 7311

ADM	3,975
Physical Therapy	\$142,827.36
Occupational Therapy	\$401,224.54
Speech Therapy	\$406,765.01
Personal Care	\$0
SBMH	\$0
EPSDT	\$19,946.94
Audiology	\$0
Direct Funds	\$962,515.91
Medicaid Rate	63.24%
ARMAC Total	\$169,161.76

.....

**Total Reimbursement for FY 2022**

**\$1,131,677.67**

\*Differences in the combined totals of service areas and Direct Funds Total is due to co-pay deductions



## 2022 School-Based Medicaid Profile

Searcy County 6502

ADM	747
Physical Therapy	\$12,110.40
Occupational Therapy	\$28,214.84
Speech Therapy	\$25,146.22
Personal Care	\$0
SBMH	\$0
EPSDT	\$3,852.50
Audiology	\$0
Direct Funds	\$67,853.96
Medicaid Rate	89.39%
ARMAC Total	\$46,513.77

.....

**Total Reimbursement for FY 2022**

**\$114,367.73**

\*Differences in the combined totals of service areas and Direct Funds Total is due to co-pay deductions



## 2022 School-Based Medicaid Profile

Sheridan

2705

ADM	4,152
Physical Therapy	\$35,377.52
Occupational Therapy	\$65,584.06
Speech Therapy	\$64,597.70
Personal Care	\$0
SBMH	\$0
EPSDT	\$8,875.72
Audiology	\$0
Direct Funds	\$170,071.24
Medicaid Rate	41.62%
ARMAC Total	\$139,610.09

.....

**Total Reimbursement for FY 2022**

**\$309,681.33**

\*Differences in the combined totals of service areas and Direct Funds Total is due to co-pay deductions



## 2022 School-Based Medicaid Profile

Shirley

7104

ADM	330
Physical Therapy	\$15,729.60
Occupational Therapy	\$32,460.96
Speech Therapy	\$9,691.20
Personal Care	\$0
SBMH	\$0
EPSDT	\$3,637.86
Audiology	\$0
Direct Funds	\$61,519.62
Medicaid Rate	94.10%
ARMAC Total	\$25,529.35

**Total Reimbursement for FY 2022**

**\$87,048.97**

\*Differences in the combined totals of service areas and Direct Funds Total is due to co-pay deductions



## 2022 School-Based Medicaid Profile

Siloam Springs

0406


ADM	4,277
Physical Therapy	\$74,149.24
Occupational Therapy	\$131,301.61
Speech Therapy	\$141,614.76
Personal Care	\$56,630.48
SBMH	\$0
EPSDT	\$6,395.88
Audiology	\$707.46
Direct Funds	\$405,438.56
Medicaid Rate	62.32%
ARMAC Total	\$198,911.43

**Total Reimbursement for FY 2022**

**\$604,349.99**

\*Differences in the combined totals of service areas and Direct Funds Total is due to co-pay deductions





## 2022 School-Based Medicaid Profile

Sloan-Hendrix 3806


ADM	734
Physical Therapy	\$37,871.90
Occupational Therapy	\$62,630.80
Speech Therapy	\$74,514.28
Personal Care	\$0
SBMH	\$0
EPSDT	\$4,320.24
Audiology	\$0
Direct Funds	\$177,077.22
Medicaid Rate	79.48%
ARMAC Total	\$37,042.81

.....

**Total Reimbursement for FY 2022**

**\$214,120.03**

\*Differences in the combined totals of service areas and Direct Funds Total is due to co-pay deductions



## 2022 School-Based Medicaid Profile

Smackover-Norphlet

7008

ADM	1,014
Physical Therapy	\$17,139.00
Occupational Therapy	\$40,416.64
Speech Therapy	\$18,602.82
Personal Care	\$0
SBMH	\$7,370.91
EPSDT	\$0
Audiology	\$0
Direct Funds	\$81,019.37
Medicaid Rate	80.30%
ARMAC Total	\$81,521.61

.....

**Total Reimbursement for FY 2022**

**\$162,540.98**

\*Differences in the combined totals of service areas and Direct Funds Total is due to co-pay deductions



## 2022 School-Based Medicaid Profile

South Central ESC

5220

ADM	271
Physical Therapy	\$2,001.82
Occupational Therapy	\$6,056.46
Speech Therapy	\$55,351.23
Personal Care	\$0
SBMH	\$0
EPSDT	\$0
Audiology	\$0
Direct Funds	\$60,116.13
Medicaid Rate	82.75%
ARMAC Total	\$69,542.56

**Total Reimbursement for FY 2022**

**\$129,658.69**

\*Differences in the combined totals of service areas and Direct Funds Total is due to co-pay deductions



## 2022 School-Based Medicaid Profile

South Conway County

1507

ADM	2,274
Physical Therapy	\$51,341.00
Occupational Therapy	\$197,961.24
Speech Therapy	\$348,127.79
Personal Care	\$0
SBMH	\$0
EPSDT	\$6,765.06
Audiology	\$0
Direct Funds	\$597,815.09
Medicaid Rate	85.81%
ARMAC Total	\$164,196.93

.....

**Total Reimbursement for FY 2022**

**\$762,012.02**

\*Differences in the combined totals of service areas and Direct Funds Total is due to co-pay deductions



## 2022 School-Based Medicaid Profile

South Pike County

5504

ADM	691
Physical Therapy	\$16,416.16
Occupational Therapy	\$63,551.32
Speech Therapy	\$13,375.16
Personal Care	\$0
SBMH	\$0
EPSDT	\$3,980.94
Audiology	\$0
Direct Funds	\$96,181.70
Medicaid Rate	68.64%
ARMAC Total	\$57,719.00

.....

**Total Reimbursement for FY 2022**

**\$153,900.70**

\*Differences in the combined totals of service areas and Direct Funds Total is due to co-pay deductions



## 2022 School-Based Medicaid Profile

Southeast ESC

2220

ADM	866
Physical Therapy	\$2,914.56
Occupational Therapy	\$9,528.96
Speech Therapy	\$93,487.41
Personal Care	\$0
SBMH	\$0
EPSDT	\$0
Audiology	\$1,346.86
Direct Funds	\$102,048.31
Medicaid Rate	88.56%
ARMAC Total	\$122,111.26

.....

**Total Reimbursement for FY 2022**

**\$224,159.57**

\*Differences in the combined totals of service areas and Direct Funds Total is due to co-pay deductions



## 2022 School-Based Medicaid Profile

Southside - Bee Branch 7105

ADM	526
Physical Therapy	\$21,158.40
Occupational Therapy	\$38,687.84
Speech Therapy	\$9,650.20
Personal Care	\$0
SBMH	\$0
EPSDT	\$287.10
Audiology	\$0
Direct Funds	\$69,783.54
Medicaid Rate	94.10%
ARMAC Total	\$56,020.24

.....

**Total Reimbursement for FY 2022**

**\$125,803.78**

\*Differences in the combined totals of service areas and Direct Funds Total is due to co-pay deductions



## 2022 School-Based Medicaid Profile

Southside-Batesville

3209

ADM	1,958
Physical Therapy	\$72,755.24
Occupational Therapy	\$71,167.12
Speech Therapy	\$52,475.20
Personal Care	\$0
SBMH	\$0
EPSDT	\$2,041.98
Audiology	\$0
Direct Funds	\$193,629.54
Medicaid Rate	84.75%
ARMAC Total	\$106,043.14

.....

**Total Reimbursement for FY 2022**

**\$299,672.68**

\*Differences in the combined totals of service areas and Direct Funds Total is due to co-pay deductions





## 2022 School-Based Medicaid Profile

Southwest ESC 2920

ADM	221
Physical Therapy	\$139.20
Occupational Therapy	\$2,263.04
Speech Therapy	\$24,989.88
Personal Care	\$0
SBMH	\$0
EPSDT	\$0
Audiology	\$0
Direct Funds	\$26,852.12
Medicaid Rate	98.98%
ARMAC Total	\$64,794.97

.....

**Total Reimbursement for FY 2022**

**\$91,647.09**

\*Differences in the combined totals of service areas and Direct Funds Total is due to co-pay deductions



## 2022 School-Based Medicaid Profile

Spring Hill

2906


ADM	580
Physical Therapy	\$7,743.00
Occupational Therapy	\$11,031.68
Speech Therapy	\$7,857.92
Personal Care	\$0
SBMH	\$0
EPSDT	\$365.40
Audiology	\$0
Direct Funds	\$26,998.00
Medicaid Rate	93.97%
ARMAC Total	\$46,245.21

.....

**Total Reimbursement for FY 2022**

**\$73,243.21**

\*Differences in the combined totals of service areas and Direct Funds Total is due to co-pay deductions



## 2022 School-Based Medicaid Profile

Springdale

7207

ADM	21,756
Physical Therapy	\$9,378.56
Occupational Therapy	\$48,888.94
Speech Therapy	\$144,323.66
Personal Care	\$79,700.88
SBMH	\$0
EPSDT	\$59,135.34
Audiology	\$0
Direct Funds	\$332,365.34
Medicaid Rate	77%
ARMAC Total	\$960,379.31

.....

**Total Reimbursement for FY 2022**

**\$1,292,744.65**

\*Differences in the combined totals of service areas and Direct Funds Total is due to co-pay deductions



## 2022 School-Based Medicaid Profile

Star City 4003

ADM	1,351
Physical Therapy	\$14,434.18
Occupational Therapy	\$42,370.64
Speech Therapy	\$33,879.25
Personal Care	\$17,127.78
SBMH	\$0
EPSDT	\$8,388.06
Audiology	\$0
Direct Funds	\$113,403.97
Medicaid Rate	87.76%
ARMAC Total	\$76,271.42

.....

**Total Reimbursement for FY 2022**

**\$189,675.39**

\*Differences in the combined totals of service areas and Direct Funds Total is due to co-pay deductions



## 2022 School-Based Medicaid Profile

Strong-Huttig

7009


ADM	301
Physical Therapy	\$7,390.50
Occupational Therapy	\$38,244.16
Speech Therapy	\$24,784.80
Personal Care	\$0
SBMH	\$0
EPSDT	\$0
Audiology	\$0
Direct Funds	\$68,905.94
Medicaid Rate	80.30%
ARMAC Total	\$33,178.78

.....

**Total Reimbursement for FY 2022**

**\$102,084.72**

\*Differences in the combined totals of service areas and Direct Funds Total is due to co-pay deductions



## 2022 School-Based Medicaid Profile

Stuttgart

0104


ADM	1,555
Physical Therapy	\$13,817.60
Occupational Therapy	\$40,574.28
Speech Therapy	\$33,525.94
Personal Care	\$0
SBMH	\$0
EPSDT	\$9,985.66
Audiology	\$0
Direct Funds	\$97,903.48
Medicaid Rate	79.63%
ARMAC Total	\$98,255.04

.....

**Total Reimbursement for FY 2022**

**\$196,158.52**

\*Differences in the combined totals of service areas and Direct Funds Total is due to co-pay deductions



## 2022 School-Based Medicaid Profile

Texarkana

4605

ADM	3,821
Physical Therapy	\$13,232.34
Occupational Therapy	\$55,180.98
Speech Therapy	\$34,969.16
Personal Care	\$19,978.24
SBMH	\$0
EPSDT	\$12,375.16
Audiology	\$0
Direct Funds	\$135,324.44
Medicaid Rate	100%
ARMAC Total	\$274,297.20

.....

**Total Reimbursement for FY 2022**

**\$409,621.64**

\*Differences in the combined totals of service areas and Direct Funds Total is due to co-pay deductions



## 2022 School-Based Medicaid Profile

Trumann 5605

ADM	1,451
Physical Therapy	\$36,138.36
Occupational Therapy	\$65,757.52
Speech Therapy	\$193,683.85
Personal Care	\$0
SBMH	\$0
EPSDT	\$10,583.56
Audiology	\$0
Direct Funds	\$303,542.79
Medicaid Rate	96.08%
ARMAC Total	\$165,647.00

.....

**Total Reimbursement for FY 2022**

**\$469,189.79**

\*Differences in the combined totals of service areas and Direct Funds Total is due to co-pay deductions





## 2022 School-Based Medicaid Profile

Two Rivers

7510

ADM	725
Physical Therapy	\$24,003.32
Occupational Therapy	\$47,821.76
Speech Therapy	\$104,579.16
Personal Care	\$0
SBMH	\$0
EPSDT	\$0
Audiology	\$0
Direct Funds	\$176,074.24
Medicaid Rate	81.35%
ARMAC Total	\$28,959.32

.....

**Total Reimbursement for FY 2022**

**\$205,033.56**

\*Differences in the combined totals of service areas and Direct Funds Total is due to co-pay deductions



## 2022 School-Based Medicaid Profile

Valley Springs

0505


ADM	830
Physical Therapy	\$10,923.52
Occupational Therapy	\$10,700.20
Speech Therapy	\$00
Personal Care	\$0
SBMH	\$0
EPSDT	\$2,959.26
Audiology	\$0
Direct Funds	\$24,422.98
Medicaid Rate	80.69%
ARMAC Total	\$51,015.27

.....

**Total Reimbursement for FY 2022**

**\$75,438.25**

\*Differences in the combined totals of service areas and Direct Funds Total is due to co-pay deductions



## 2022 School-Based Medicaid Profile

Valley View

1612

ADM	2,873
Physical Therapy	\$54,998.08
Occupational Therapy	\$68,724.80
Speech Therapy	\$186,069.22
Personal Care	\$1,184.76
SBMH	\$0
EPSDT	\$6,312.08
Audiology	\$0
Direct Funds	\$311,458.94
Medicaid Rate	80.28%
ARMAC Total	\$219,353.78

.....

**Total Reimbursement for FY 2022**

**\$530,812.72**

\*Differences in the combined totals of service areas and Direct Funds Total is due to co-pay deductions



## 2022 School-Based Medicaid Profile

Van Buren

1705

ADM	5,598
Physical Therapy	\$45,649.48
Occupational Therapy	\$289,412.64
Speech Therapy	\$287,916.00
Personal Care	\$0
SBMH	\$0
EPSDT	\$30,641.42
Audiology	\$0
Direct Funds	\$642,961.34
Medicaid Rate	80.38%
ARMAC Total	\$338,634.84

**Total Reimbursement for FY 2022**

**\$981,596.18**

\*Differences in the combined totals of service areas and Direct Funds Total is due to co-pay deductions



## 2022 School-Based Medicaid Profile

Vilonia

2307

ADM	2,961
Physical Therapy	\$6,810.88
Occupational Therapy	\$31,693.88
Speech Therapy	\$40,555.09
Personal Care	\$0
SBMH	\$0
EPSDT	\$7,683.02
Audiology	\$0
Direct Funds	\$85,624.97
Medicaid Rate	76.28%
ARMAC Total	\$156,027.27

**Total Reimbursement for FY 2022**

**\$241,652.24**

\*Differences in the combined totals of service areas and Direct Funds Total is due to co-pay deductions



## 2022 School-Based Medicaid Profile

Viola 2503


ADM	386
Physical Therapy	\$7,938.42
Occupational Therapy	\$0
Speech Therapy	\$3,375.76
Personal Care	\$0
SBMH	\$0
EPSDT	\$0
Audiology	\$0
Direct Funds	\$10,948.24
Medicaid Rate	77.42%
ARMAC Total	\$15,912.76

.....

**Total Reimbursement for FY 2022**

**\$26,861.00**

\*Differences in the combined totals of service areas and Direct Funds Total is due to co-pay deductions



## 2022 School-Based Medicaid Profile

Waldron 6401

ADM	1,385
Physical Therapy	\$28,188.00
Occupational Therapy	\$31,494.00
Speech Therapy	\$41,456.28
Personal Care	\$0
SBMH	\$0
EPSDT	\$4,770.12
Audiology	\$0
Direct Funds	\$105,908.40
Medicaid Rate	100%
ARMAC Total	\$125,410.21

.....

**Total Reimbursement for FY 2022**

**\$231,318.61**

\*Differences in the combined totals of service areas and Direct Funds Total is due to co-pay deductions



## 2022 School-Based Medicaid Profile

Warren

0602

ADM	1,446
Physical Therapy	\$0
Occupational Therapy	\$37,447.08
Speech Therapy	\$41,141.63
Personal Care	\$0
SBMH	\$0
EPSDT	\$9,994.56
Audiology	\$0
Direct Funds	\$87,425.27
Medicaid Rate	90.12%
ARMAC Total	\$102,520.59


.....

**Total Reimbursement for FY 2022**

**\$189,945.86**

\*Differences in the combined totals of service areas and Direct Funds Total is due to co-pay deductions





## 2022 School-Based Medicaid Profile

Watson Chapel	3509
ADM	1,918
Physical Therapy	\$0
Occupational Therapy	\$9,918.00
Speech Therapy	\$22,513.00
Personal Care	\$0
SBMH	\$0
EPSDT	\$14,533.24
Audiology	\$0
Direct Funds	\$46,734.24
Medicaid Rate	100%
ARMAC Total	\$141,218.77

.....

**Total Reimbursement for FY 2022**

**\$187,953.01**

\*Differences in the combined totals of service areas and Direct Funds Total is due to co-pay deductions



## 2022 School-Based Medicaid Profile

West Fork

7208

ADM	868
Physical Therapy	\$2,556.10
Occupational Therapy	\$3,994.78
Speech Therapy	\$12,638.66
Personal Care	\$0
SBMH	\$0
EPSDT	\$1,957.50
Audiology	\$0
Direct Funds	\$19,332.00
Medicaid Rate	77%
ARMAC Total	\$56,743.91

.....

**Total Reimbursement for FY 2022**

**\$76,075.91**

\*Differences in the combined totals of service areas and Direct Funds Total is due to co-pay deductions



## 2022 School-Based Medicaid Profile

West Memphis 1803

ADM	4,919
Physical Therapy	\$4,741.78
Occupational Therapy	\$11,846.74
Speech Therapy	\$22,093.34
Personal Care	\$0
SBMH	\$0
EPSDT	\$2,375.10
Audiology	\$0
Direct Funds	\$41,056.94
Medicaid Rate	88.78%
ARMAC Total	\$233,846.61

.....

**Total Reimbursement for FY 2022**

**\$274,903.55**

\*Differences in the combined totals of service areas and Direct Funds Total is due to co-pay deductions



## 2022 School-Based Medicaid Profile

West Side - Greer's Ferry 1204

ADM	464
Physical Therapy	\$14,233.20
Occupational Therapy	\$25,730.73
Speech Therapy	\$60,620.78
Personal Care	\$0
SBMH	\$0
EPSDT	\$987.68
Audiology	\$0
Direct Funds	\$100,972.42
Medicaid Rate	87.21%
ARMAC Total	\$33,920.73

.....

**Total Reimbursement for FY 2022**

**\$134,893.15**

\*Differences in the combined totals of service areas and Direct Funds Total is due to co-pay deductions



## 2022 School-Based Medicaid Profile

Westerm/Guy Fenter ESC	2420
ADM	539
Physical Therapy	\$2,706.08
Occupational Therapy	\$3,106.20
Speech Therapy	\$80,751.82
Personal Care	\$0
SBMH	\$0
EPSDT	\$0
Audiology	\$0
Direct Funds	\$83,650.78
Medicaid Rate	86.49%
ARMAC Total	\$67,817.90

.....

**Total Reimbursement for FY 2022**

**\$151,468.68**

\*Differences in the combined totals of service areas and Direct Funds Total is due to co-pay deductions



## 2022 School-Based Medicaid Profile

Western Yell

7509

ADM	329
Physical Therapy	\$3,601.80
Occupational Therapy	\$8,474.40
Speech Therapy	\$36,434.16
Personal Care	\$0
SBMH	\$0
EPSDT	\$1,965.40
Audiology	\$0
Direct Funds	\$50,475.76
Medicaid Rate	81.35%
ARMAC Total	\$23,591.00

.....

**Total Reimbursement for FY 2022**

**\$74,066.76**

\*Differences in the combined totals of service areas and Direct Funds Total is due to co-pay deductions



## 2022 School-Based Medicaid Profile

Westside (Jonesboro)

1602

ADM	1,695
Physical Therapy	\$9,184.68
Occupational Therapy	\$28,538.36
Speech Therapy	\$32,999.72
Personal Care	\$0
SBMH	\$0
EPSDT	\$5,599.48
Audiology	\$0
Direct Funds	\$75,862.20
Medicaid Rate	80.28%
ARMAC Total	\$90,790.40

.....

**Total Reimbursement for FY 2022**

**\$166,652.60**

\*Differences in the combined totals of service areas and Direct Funds Total is due to co-pay deductions



## 2022 School-Based Medicaid Profile

Westside-Coal Hill

3606

ADM	630
Physical Therapy	\$14,975.96
Occupational Therapy	\$28,744.96
Speech Therapy	\$0
Personal Care	\$0
SBMH	\$0
EPSDT	\$4,848.08
Audiology	\$0
Direct Funds	\$48,569.00
Medicaid Rate	93.58%
ARMAC Total	\$62,159.73

.....

**Total Reimbursement for FY 2022**

**\$110,728.73**

\*Differences in the combined totals of service areas and Direct Funds Total is due to co-pay deductions





## 2022 School-Based Medicaid Profile

White County Central

7304

ADM	804
Physical Therapy	\$18,818.72
Occupational Therapy	\$25,083.81
Speech Therapy	\$32,765.16
Personal Care	\$158.72
SBMH	\$0
EPSDT	\$4,966.56
Audiology	\$0
Direct Funds	\$81,632.97
Medicaid Rate	89.39%
ARMAC Total	\$57,890.45

.....

**Total Reimbursement for FY 2022**

**\$139,523.42**

\*Differences in the combined totals of service areas and Direct Funds Total is due to co-pay deductions



## 2022 School-Based Medicaid Profile

White Hall 3510

ADM	3,004
Physical Therapy	\$9,827.20
Occupational Therapy	\$51,060.14
Speech Therapy	\$54,924.42
Personal Care	\$0
SBMH	\$0
EPSDT	\$0
Audiology	\$0
Direct Funds	\$111,802.06
Medicaid Rate	100%
ARMAC Total	\$196,676.00

.....

**Total Reimbursement for FY 2022**

**\$308,478.06**

\*Differences in the combined totals of service areas and Direct Funds Total is due to co-pay deductions



## 2022 School-Based Medicaid Profile

Wilbur D. Mills ESC

7320

ADM	706
Physical Therapy	\$19.00
Occupational Therapy	\$4,494.44
Speech Therapy	\$182,962.19
Personal Care	\$0
SBMH	\$0
EPSDT	\$0
Audiology	\$0
Direct Funds	\$181,347.75
Medicaid Rate	70.82%
ARMAC Total	\$62,660.13

.....

**Total Reimbursement for FY 2022**

**\$244,007.88**

\*Differences in the combined totals of service areas and Direct Funds Total is due to co-pay deductions



## 2022 School-Based Medicaid Profile

Wonderview 1505

ADM	435
Physical Therapy	\$2,654.72
Occupational Therapy	\$19,301.12
Speech Therapy	\$92,344.48
Personal Care	\$0
SBMH	\$0
EPSDT	\$2,288.56
Audiology	\$0
Direct Funds	\$115,448.88
Medicaid Rate	85.81%
ARMAC Total	\$29,079.15

.....

**Total Reimbursement for FY 2022**

**\$144,528.03**

\*Differences in the combined totals of service areas and Direct Funds Total is due to co-pay deductions



## 2022 School-Based Medicaid Profile

Woodlawn 1304

ADM	567
Physical Therapy	\$0
Occupational Therapy	\$6,803.96
Speech Therapy	\$23,548.64
Personal Care	\$0
SBMH	\$0
EPSDT	\$2,716.46
Audiology	\$0
Direct Funds	\$32,599.06
Medicaid Rate	62.96%
ARMAC Total	\$23,674.81

.....

**Total Reimbursement for FY 2022**

**\$56,273.87**

\*Differences in the combined totals of service areas and Direct Funds Total is due to co-pay deductions



## 2022 School-Based Medicaid Profile

Wynne

1905

ADM	2,496
Physical Therapy	\$90,007.76
Occupational Therapy	\$138,850.04
Speech Therapy	\$82,323.84
Personal Care	\$0
SBMH	\$0
EPSDT	\$14,179.86
Audiology	\$0
Direct Funds	\$324,691.50
Medicaid Rate	78.52%
ARMAC Total	\$154,278.56

**Total Reimbursement for FY 2022**

**\$478,970.06**

\*Differences in the combined totals of service areas and Direct Funds Total is due to co-pay deductions



## 2022 School-Based Medicaid Profile

Yellville-Summit	4502
ADM	915
Physical Therapy	\$23,365.32
Occupational Therapy	\$56,271.48
Speech Therapy	\$10,133.36
Personal Care	\$0
SBMH	\$0
EPSDT	\$2,810.90
Audiology	\$0
Direct Funds	\$91,631.06
Medicaid Rate	80.69%
ARMAC Total	\$50,853.01

.....

**Total Reimbursement for FY 2022**

**\$142,484.07**

\*Differences in the combined totals of service areas and Direct Funds Total is due to co-pay deductions