



AGENDA STATE BOARD OF EDUCATION

March 14, 2011

Arkansas Department of Education

Arkansas Department of Education Auditorium, State Education Building

9:00 AM

 [Back](#)  [Print](#)

Reports

Report-1 Chair's Report

Presenter: Dr. Naccaman Williams

Report-2 Commissioner's Report

Presenter: Dr. Tom Kimbrell

Consent Agenda

C-1 Minutes: February 14, 2011

Presenter: Phyllis Stewart

C-2 Commitment to Principles of Desegregation Settlement Agreement: Report on the Execution of the Implementation Plan

By the Court Order of December 1, 1993, the Arkansas Department of Education (ADE) is required to file a monthly Project Management Tool (PMT) to the court and the parties to assure its commitment to the Desegregation Plan. This report describes the progress the ADE has made since March 15, 1994, in complying with the provisions of the Implementation Plan (Plan) and itemizes the ADE's progress against the timelines presented in the Plan. The March report summarizes the PMT for February.

Presenter: Dr. Charity Smith and Willie Morris

C-3 Newly Employed, Promotions and Separations

The applicant data from this information is used to compile the Applicant Flow Chart forms for the Affirmative Action Report, which demonstrates the composition of applicants through the selecting, hiring, promoting and terminating process.

Presenter: Beverly Williams and Clemetta Hood

C-4 Report on Waivers to School Districts for Teachers Teaching Out of Area for Longer than Thirty (30) Days, Ark. Code Ann. § 6-17-309

Act 1623 of 2001 requires local school districts to secure a waiver when classrooms are staffed with unlicensed teachers for longer than 30 days. Waiver requests were received from 23 school districts covering a total of 35 teaching positions and 15 school districts requesting waivers for 16 long-term substitutes. None of these requests were from a district in academic distress. These requests have been reviewed, either approved or denied by Department staff, and are consistent with program guidelines.

Presenter: Beverly Williams

C-5 Consideration of Recommendation of the Professional Licensure Standards Board for Autism Training and Probation of License for two (2) Years and a Fine of \$75 for Case #10-033 Mackenzie Kay Wilson Tallman

The Professional Licensure Standards Board's Subcommittee on Ethics is recommending autism training, probation of teaching license for two (2) years, and a fine of \$75 for Mackenzie Tallman for violation of Standard 1: An educator maintains a professional relationship with each student, both in and outside the classroom.

Presenter: Michael Smith

C-6 Consideration of Recommendation of the Professional Licensure Standards Board for Probation of License for Two (2) Years and a Fine of \$75 for Case #10-079 – Robert Alan Almond

The Professional Licensure Standards Board's Subcommittee on Ethics is recommending probation of the teaching license for two (2) years and a fine of \$75 for Robert Almond for violation of Standard 1: An educator maintains a professional relationship with each student, both in and outside the classroom.

Presenter: Michael Smith

C-7 Consideration of Recommendation of the Professional Licensure Standards Board for Permanent Revocation of License for Case #10-080 – Brandy Mullikin

The Professional Licensure Standards Board's Subcommittee on Ethics is recommending permanent revocation of the teaching license of Brandy Mullikin for violation of Standard 1: An educator maintains a professional relationship with each student, both in and outside the classroom.

Presenter: Michael Smith

C-8 Consideration of Recommendation of the Professional Licensure Standards Board for a Written Reprimand and a Fine of \$50 for Case #11-011 – Carole Anne Anderson

The Professional Licensure Standards Board's Subcommittee on Ethics is recommending a written reprimand and a fine of \$50 for Carole Anderson for violation of Standard 1: An educator maintains a professional relationship with each student, both in and outside the classroom.

Presenter: Michael Smith

C-9 Consideration of Recommendation of the Professional Licensure Standards Board for a Written Reprimand and a Fine of \$50 for Case # 11-023 – Misty Dawn Curran

The Professional Licensure Standards Board's Subcommittee on Ethics is recommending a written reprimand and a fine of \$50 for Misty Curran for violation of Standard 1: An educator maintains a professional relationship with each student, both in and outside the classroom.

Presenter: Michael Smith

C-10 Consideration of Recommendation of the Professional Licensure Standards Board for a Permanent Revocation of License for Case #11-026 – Christina Aileen Nixon

The Professional Licensure Standards Board's Subcommittee on Ethics is recommending permanent revocation of the teaching license for Christina Nixon for violation of Standard 1: An educator maintains a professional relationship with each student, both in and outside the classroom.

Presenter: Michael Smith

C-11 Consideration of Recommendation of the Professional Licensure Standards Board for a Written Reprimand and a Fine of \$50 for Case #11-033 – Karen Sue Holland

The Professional Licensure Standards Board's Subcommittee on Ethics is recommending a written reprimand and a fine of \$50 for Karen Holland for violation of Standard 1: An educator maintains a professional relationship with each student, both in and outside the classroom.

Presenter: Michael Smith

C-12 Consideration of Recommendation of the Professional Licensure Standards Board for a Written Reprimand and a Fine of \$50 for Case #11-040 – Tyron Keith Varnell

The Professional Licensure Standards Board's Subcommittee on Ethics is recommending a written reprimand and a fine of \$50 for Tyron Varnell for violation of Standard 1: An educator maintains a professional relationship with each student, both in and outside the classroom.

Presenter: Michael Smith

Action Agenda

A-1 Consideration for Awarding Waiver Days - Cedar Ridge School District

During the 2010-2011 school year, the Cedar Ridge School District missed a total of eight days due to inclement weather. The district proposes to make up a total of six days by attending school on holidays, days scheduled for professional development and one Saturday.

The district requests a waiver to extend the school day one hour for 24 days to make up the remaining two days.

Presenter: Dr. Tom Kimbrell

A-2 Consideration for Awarding Waiver Days - Deer/Mt. Judea School District

During the 2010-2011 school year, the Deer/Mt. Judea School District missed a total of 13 days due to inclement weather. The district proposes to make up a total of 10 days.

The district requests a waiver of three (3) days making the 2010-2011 school year a total of 175 instructional days.

Presenter: Dr. Tom Kimbrell

A-3 Consideration for Awarding Waiver Days - Elkins School District

During the 2010-2011 school year, the Elkins School District missed a total of 12 days due to inclement weather. The district proposes to make up 10 of the missed days by using the five (5) days built into the calendar, two (2) days of spring break and three (3) days previously scheduled as holidays or professional development days.

The district is seeking a waiver to extend the school day by one (1) hour to make up the remaining two (2) days. The extended day schedule would begin March 15 and conclude the week of May 20.

Presenter: Dr. Tom Kimbrell

A-4 Consideration for Awarding Waiver Days - Fayetteville School District

During the 2010-2011 school year, the Fayetteville School District missed a total of 10 days due to inclement weather. The district proposes to make up all days by attending school on previously scheduled holidays, professional development days, Saturdays and extended school days.

The District is seeking a waiver to extend the school day by one hour for 18 days.

Presenter: Dr. Tom Kimbrell

A-5 Consideration for Awarding Waiver Days - Ozark Mountain School District

During the 2010-2011 school year, the Ozark Mountain School District missed a total of 12 days due to inclement weather. The district proposes to make up 10 days by using two (2) professional development days, three (3) days of spring break and the five (5) inclement weather days built into the calendar.

The district requests a waiver to extend the school day by 45 minutes for 16 days for the equivalent of the remaining two (2) missed days.

Presenter: Dr. Tom Kimbrell

A-6 Consideration of the Removal of Mansfield School District from Fiscal Distress Classification Effective March 14, 2011

The Mansfield School District was classified in fiscal distress for the 2009-2010 school year. The Department has conducted site visits, off-site assistance, and analysis of the financial status of the District.

The Department is reporting that the Mansfield School District has currently corrected all criteria for being removed from fiscal distress. The Department recommends that the Mansfield School District be removed from fiscal distress effective March 14, 2011.

Upon the Board's approval of the Department's recommendation and in compliance with A.C.A. § 6-20-1908 (c), the Department will certify in writing to the Mansfield School District that the school district has corrected all criteria for being classified as being in fiscal distress and has complied with all the Department recommendations and requirements for removal from fiscal distress. Subsequent to a district receiving this notice of compliance, the district may petition the State Board for removal from fiscal distress status.

Included in this item is a letter from the Mansfield School District petitioning the State Board for removal from fiscal distress status.

Presenter: Bill Goff

A-7 Consideration of the Removal of McGehee School District from Fiscal Distress Classification Effective March 14, 2011

The McGehee School District was classified in fiscal distress for the 2010-2011 school year. The Department has conducted site visits, off-site assistance, and analysis of the financial status of the District.

The Department is reporting that the McGehee School District has currently corrected all criteria for being removed from fiscal distress. The Department recommends that the McGehee School District be removed from fiscal distress effective March 14, 2011.

Upon the Board's approval of the Department's recommendation and in compliance with A.C.A. § 6-20-1908 (c), the Department will certify in writing to the McGehee School District that the school district has corrected all criteria for

being classified as being in fiscal distress and has complied with all the department recommendations and requirements for removal from fiscal distress. Subsequent to a district receiving this notice of compliance, the district may petition the State Board for removal from fiscal distress status.

Included in this item is a letter from the McGehee School District petitioning the State Board for removal from Fiscal Distress status.

Presenter: Bill Goff

A-8 Consideration of the Removal of Osceola School District from Fiscal Distress Classification Effective March 14, 2011

The Osceola School District was classified in fiscal distress for the 2009-2010 school year. The Department has conducted site visits, off-site assistance, and analysis of the financial status of the District.

The Department is reporting that the Osceola School District has currently corrected all criteria for being removed from fiscal distress. The Department recommends that the Osceola School District be removed from fiscal distress effective March 14, 2011.

Upon the Board's approval of the Department's recommendation and in compliance with A.C.A. § 6-20-1908 (c), the Department will certify in writing to the Osceola School District that the school district has corrected all criteria for being classified as being in fiscal distress and has complied with all the department recommendations and requirements for removal from fiscal distress. Subsequent to a district receiving this notice of compliance, the district may petition the State Board for removal from fiscal distress status.

Included in this item is a letter from the Osceola School District petitioning the State Board for removal from Fiscal Distress status.

Presenter: Bill Goff

A-9 Request for Open-Enrollment Public Charter School Charter Amendment: eSTEM Elementary Public Charter School

The State Board of Education approved the application for eSTEM Elementary Public Charter School on November 5, 2007. The application was for grades K-4 with a maximum enrollment of 360. The entity is requesting a hearing before the State Board of Education to amend their current charter by increasing their enrollment cap.

Presenter: Dr. Mary Ann Duncan and John Bacon

A-10 Review of Open Enrollment Public Charter School: Osceola Communication, Arts and Business School, Osceola, AR

The State Board of Education will consider this agenda item concerning the Osceola Communication, Arts and Business School. Pursuant to Ark. Code 6-23-105, the State Board may place the school on probation or may modify or revoke its charter.

Presenter: Dr. Mary Ann Duncan and Ray Cooper

A-11 Review of Open Enrollment Public Charter School: Little Rock Urban Collegiate Public Charter School for Young Men

The State Board of Education will consider as an agenda item the Little Rock Urban Collegiate Public Charter School for Young Men. Pursuant to Ark. Code 6-23-105, the State Board may place the school on probation or may modify or revoke its charter.

Presenter: Dr. Mary Ann Duncan

A-12 Consideration of Request to U.S. Department of Education for Waiver of Adequate Yearly Progress

Arkansas will begin implementing the Common Core State Standards this fall in grades K-2. The phase-in of the other grades will not be complete until 2013. Additionally, as a governing state in the Partnership for Assessment of Readiness for College and Careers, Arkansas has committed to implementing a new assessment system by the 2014-2015 school year.

Transitioning to the new Common Core State Standards and the new assessments will be challenging while still maintaining the current system of content standards and assessments. It would be of tremendous benefit to our state if we were given flexibility in our accountability plan. Therefore, the Arkansas Department of Education requests the State Board of Education to petition the U.S. Department of Education for a waiver of the Adequate Yearly Progress. Specifically, we request that our AYP targets be held at the 2011-2012 levels as we fully transition to the new standards and implement the new assessments.

Presenter: Dr. Tom Kimbrell

A-13 Hearing on Waiver Request for Certified Teacher's License – Lucille Richardson

Lucille Richardson has requested a hearing before the State Board for renewal of her license. Ms. Richardson's original license was given by reciprocity based upon her active licensure in Tennessee in 2006. Upon review of her application for renewal, the ADE discovered that Ms. Richardson's Tennessee license was revoked September 23, 2008, based upon a February 7, 2007, final order from the Tennessee Department of Children's Servicing finding her to be a perpetrator of physical child abuse against a thirteen year old autistic student in her classroom. On her application for renewal, Ms. Richardson denied having her license revoked in another state.

The Arkansas State Board of Education is authorized to revoke, suspend, or place on probation any license which has been revoked in another state or which is obtained by fraudulent means or if an applicant or licensee knowingly submits or provides false or misleading information or fails to provide information required or requested by law.

Presenter: Katherine Donovan

**Minutes
State Board of Education Meeting
Monday, February 14, 2011**

The State Board of Education met Monday, February 14, 2011, in the auditorium of the Department of Education building. Dr. Naccaman Williams, Chairman, called the meeting to order at 9 a.m.

Present: Dr. Naccaman Williams, Chairman; Dr. Ben Mays, Vice-Chair; Sherry Burrow; Jim Cooper; Brenda Gullett; Sam Ledbetter; Alice Mahony; Dr. Ben Mays; Toyce Newton; Dr. Tom Kimbrell, Commissioner; and Vandy Nash, Arkansas Teacher of the Year

Absent: None

Reports

Chair's Report:

There was no report from the Chairman.

Commissioner's Report:

Dr. Kimbrell gave a brief report of ASCD's study trip to Helsinki, Finland to examine complex issues of teaching, learning and culture. He said the group quickly learned that strong cultural values built on responsibility, trust and respect pervade. Educators are held in high esteem and only the best and brightest are accepted into the teaching profession. He pointed out that foreign language was a focus beginning in first grade.

Dr. Kimbrell announced that a team from CCSSO would perform a review of the Department's capacity and make recommendations for being proactive in providing services to schools.

The Commissioner reported that he and Mr. Tony Wood, Deputy Commissioner, attended a dedication of the basketball arena in Alma. He said the arena was named in honor of long-term Superintendent Charles Dyer.

Recognition of Arkansas Teachers from the Peoples Republic of China Who are Teaching Mandarin Chinese Language and Culture to Arkansas Students

Commissioner Kimbrell and Beverly Williams, Assistant Commissioner of Human Resources, presented the Arkansas Traveler to 11 teachers from China working in Arkansas school districts and cooperatives. The teachers are: Lina Gan-Wynne School District; Yufei Li and Fang Xie-Northwest Arkansas Cooperative; Danmei

Si-Cross County School District; Qi Shao-Waldron School District; Tu Xu-Batesville School District; Yu Mao and Jie Min-Hot Springs School District; Xi Chen-Conway School District; Liyun Zhang-Harrisburg School District; and Wen Huang-North Little Rock School District.

Eight of the eleven teachers will leave the state at the end of the school year. Fifteen new teachers are expected to move to the state for the 2011-12 school year.

Coordinated School Health Joint Use Agreement Grant Program Update

Ms. Laura McDowell, Program Coordinator for Coordinated School Health, provided an update of schools receiving funds through the Joint Use Agreement. She said the grants, made available through the Tobacco Excise Tax, were designed to promote physical activity through community partnerships by encouraging schools and community organizations to share indoor and outdoor spaces. Ms. McDowell provided a list of grant recipients including 28 schools and their community partners.

Progress Report on School Improvement Grants

Dr. Laura Bednar, Assistant Commissioner of Learning Services, reported that at least five of the seven school recipients did not appear to be in satisfactory compliance with their improvement plans and are jeopardizing millions of dollars. Dr. Bednar said the schools have an unprecedented amount of money to change the culture and make drastic improvements.

Some of the deficiencies include failure to provide access and train teachers on using electronic student data systems, failure to retain math teachers and raise student achievement, failure to coordinate classroom instruction and after school tutoring programs and failure to carry out a system for communicating with parents.

Schools that received the school improvement grants are: Hall High, Fair High and Cloverdale Middle School in the Little Rock School District; Osceola High and Middle School in the Osceola School District; Rose City Middle School in the North Little Rock School District and Trust Elementary in the Fort Smith School District.

Dr. Bednar said if the schools failed to meet the terms of their plans, the grant funds could be discontinued or redirected.

Charter School Authorizing Evaluation Summary and Update on Charter School Grant

Ms. Rachel Ksenyak and Ms. Margaret Lin with the National Association of Charter School Authorizers presented an evaluation of the Board's process for authorizing charter schools and provided the following recommendations:

- Strengthen the application requirements and evaluation criteria.
- Provide staff summary findings and recommendations to inform State Board decisions.
- Develop comprehensive contract that clearly states rights, responsibilities, expectations and material terms and condition of school operation.
- Develop and implement a monitoring system for educational, operational and financial performance and compliance.
- Establish a single comprehensive performance framework.
- Require State Board approval only for material modifications to the contract.

NACSA will continue to work with the Department to improve the process for transparent, merit-based decisions for charter approval, intervention, renewal and other key charter decisions.

Consent Agenda

Ms. Burrow moved, seconded by Ms. Saviers, approval of the Consent Agenda. The motion carried unanimously.

Items included in the Consent Agenda:

- Minutes of the January 14, 2011, Board Meeting
- Commitment to Principles of Desegregation Settlement Agreement: Report on the Execution of the Implementation Plan
- Newly Employed, Promotions and Separations
- Waivers to School Districts for Teachers Teaching Out of Area for Longer than 30 Days
- A second lien bond application in the amount of \$630,000 for the Concord School District and two voted bond applications—Barton Lexa School District-\$2,550,000; Malvern School District-\$4,066,000.
- Sanctions for Teachers as Recommended by the Professional Licensure Standards Board
 - Brenda Allen
 - Joe Bob Wise
 - Greg McGill
 - Sandra Blasengame
 - Toni Sayers-Barnett

- Cyndi Najar
- Robert Garrison

Action Agenda

(Complete records of the hearings are available in the State Board office.)

Consideration of the Advanced Cut Score and Performance Level for the Grade 11 Literacy Examination

Dr. Gayle Potter, Director of Curriculum and Assessment, presented a recommendation to adjust the minimum score students must earn to receive an advanced rating on the 11th Grade Literacy Exam from 184 to 173. Dr. Potter said that in the 10-year history of the exam, students scoring at the advanced level had never increased above 2 percent.

Dr. Kimbrell said there was a disconnect between the top scores students earned on the ACT college entrance test and their less than advanced achievement on the state literacy test. He explained that students had to be almost perfect to score at an advanced level on the literacy exam.

Dr. Potter pointed out that a statewide committee of educators reviewed student work from the literacy exam administered in previous years to determine the new cut score. The committee's work was reviewed by ADE staff and the Technical Advisory Committee for Assessment.

Ms. Gullett moved, seconded by Ms. Newton, to adjust the minimum score for an advanced rating on the Grade 11 Literacy Exam to 173. The motion carried unanimously.

Consideration of Request for Open-Enrollment Public Charter School Amendment Academics Plus Charter School, Maumelle, Arkansas

Dr. Mary Ann Duncan, Charter School Coordinator, presented a proposal from Academics Plus to expand their current enrollment cap of 650 students to 1,300 students over the next seven years.

Mr. Rob McGill, Director of Academics Plus, told the Board the school was outperforming local traditional public schools academically. He expressed a desire to partner with the Pulaski County districts and suggested Academics Plus could provide an option for students in low performing schools.

Board members questioned whether it was fair to compare the academic achievement at the charter school and the traditional schools in the Maumelle area. The traditional schools might not make adequate yearly progress because of subpopulations of students.

Mr. McGill also said Academics Plus was now offering transportation services and had instituted the federal school lunch program which would allow students from low income families to qualify for free or reduced price meals.

Mr. Ledbetter moved, seconded by Dr. Mays, to deny the request from Academics Plus to expand their current enrollment cap. The motion carried unanimously.

ADE General Counsel Jeremy Lasiter was absent during the discussion and action on this agenda item.

Hearing on Waiver Request for Certified Teacher's License-Jennifer Tyson Lackey

PLSB Attorney Katherine Donovan reported that Jennifer Tyson-Lackey had been employed in the Hamburg School District through the MAT program while attending UA Monticello. A criminal background check of Ms. Tyson-Lackey revealed a disqualifying offense. Ms. Tyson-Lackey signed a release of her sealed record showing she pleaded guilty to a disqualifying offense in 1999, completed her probation and her case was expunged.

Mr. Max Dyson, Superintendent of the Hamburg School District, spoke in support of Ms. Tyson-Lackey's request for waiver.

Ms. Newton moved, seconded by Ms. Burrow, to grant the waiver.

Ms. Mahony suggested amending the motion to include the two-year probationary period.

Ms. Newton moved, seconded by Ms. Saviers, to accept the amendment. The motion carried.

The amended motion to grant the waiver with the stipulation that while serving two years probation there would be no violation of Code of Ethics carried unanimously.

Consideration of Request for Approval of the Creation of Career and Technical/Vocational Permits in the Area Mandarin Chinese for Grades P-8

Ms. Beverly Williams presented a request to expand the 7-12 Mandarin Chinese permit to include a permit for P-8 Mandarin Chinese.

Ms. Burrow moved, seconded by Ms. Gullett, approval of the P-8 Mandarin Chinese permit. The motion carried unanimously.

Designation of Nominations Committee for 2011-2012

Dr. Williams announced that Ms. Gullett, Ms. Newton and Ms. Mahony would serve on the nominations committee. Ms. Mahony will serve as committee chair.

Adjournment

The meeting adjourned at 1:35 p.m.

These minutes were recorded by Phyllis Stewart.

**ADE'S PROJECT MANAGEMENT TOOL EXECUTIVE SUMMARY
FEBRUARY 28, 2011**

This document summarizes the progress that ADE has made in complying with the provisions of the Implementation Plan during the month of February 2011.

| IMPLEMENTATION PHASE ACTIVITY | PMT EXECUTIVE SUMMARY AS OF FEBRUARY 28, 2011 |
|--|---|
| <i>I. Financial Obligation</i> | <p>As of January 31, 2011, State Foundation Funding payments paid for FY 10/11 totaled \$31,877,046 to LRSD, \$19,519,086 to NLRSD, and \$24,170,924 to PCSSD. The Magnet Operational Charge for FY 10/11 paid as of January 31, 2011, was \$8,343,190. The allotment for FY 10/11 was \$15,051,190. M-to-M incentive distributions for FY 10/11 as of January 31, 2011, were \$2,452,595 to LRSD, \$2,994,455 to NLRSD, and \$5,239,165 to PCSSD. The North Little Rock School District was overpaid for M-to-M in the amount of \$58,059. The \$58,059 was refunded to the ADE on June 28, 2010. In September 2010, General Finance made the last one-third payment to the Districts for their FY 09/10 transportation budget. As of September 30, 2010, transportation payments for FY 09/10 totaled \$4,054,730.00 to LRSD, \$1,471,255.67 to NLRSD, and \$2,544,356.20 to PCSSD. In September 2010, General Finance made the first one-third payment to the Districts for their FY 10/11 transportation budget. In February 2011, General Finance made the second one-third payment to the Districts for their FY 10/11 transportation budget. As of February 28, 2011, transportation payments for FY 10/11 totaled \$2,708,736.66 to LRSD, \$1,020,436.26 to NLRSD, and \$1,810,218.30 to PCSSD. Bids were opened on May 7, 2010 for sixteen Magnet and M-to-M buses. The low bid was by Diamond State Bus Sales for a total of \$1,135,960. There are fourteen 65 passenger buses at \$71,210 per unit and two 47 passenger units at \$69,510 per unit. Little Rock will get 8 - 65 passenger buses. Pulaski County Special will get 4 – 65 passenger buses and 2 – 47 passenger buses. North Little Rock will get 2 – 65 passenger buses. In September 2010, 16 new Magnet and M-to-M buses were delivered to the districts in Pulaski County. Finance paid Diamond States Bus Sales \$1,135,960. In July 2010, Finance paid the Magnet Review Committee \$92,500. This was the total amount due for FY10/11. In July 2010, Finance paid the Office of Desegregation Monitoring \$200,000. This was the total amount due for FY 10/11.</p> |

| IMPLEMENTATION PHASE ACTIVITY | PMT EXECUTIVE SUMMARY AS OF FEBRUARY 28, 2011 |
|--|---|
| <i>II. Monitoring Compensatory Education</i> | On January 13, 2011, the ADE Implementation Phase Working Group met to review the Implementation Phase activities for the previous quarter. Mr. Willie Morris, ADE Lead Planner for Desegregation, updated the group on all relevant desegregation issues. Mr. Mark White from ADE Legal Services said that U.S. District Judge Brian Miller is considering the information that was presented in the desegregation unitary status hearings for the North Little Rock School District and the Pulaski County Special School District. He also stated that the Little Rock School District had requested information about individual students that can not be released because of Federal student privacy regulations. Little Rock School District Superintendent Linda Watson resigned. The Little Rock School Board chose Morris Holmes as the interim superintendent. Facility plans by the Pulaski County Special School District to close several schools caused concerns by parents in the district. The plan included closing Robinson High School and sending students to Maumelle High School. Closing College Station Elementary was also part of the plan. |
| <i>III. A Petition for Election for LRSD will be Supported Should a Millage be Required</i> | Ongoing. All court pleadings are monitored monthly. |
| <i>IV. Repeal Statutes and Regulations that Impede Desegregation</i> | In July 2007, the ADE sent letters to the school districts in Pulaski County asking if there were any new laws or regulations that may impede desegregation. The districts were asked to review laws passed during the 86 th Legislative Session, and any new ADE rules or regulations. |
| <i>V. Commitment to Principles</i> | On February 14, 2011, the Arkansas State Board of Education reviewed and approved the PMT and its executive summary for the month of January. |
| <i>VI. Remediation</i> | Regional training meetings for the administration of the Augmented Benchmark Exams, Iowa Test of Basic Skills, Iowa Test of Educational Development, Grade 11 Literacy Exam, End-of-Course Exams, Algebra II Exam and English Language Development Assessment were conducted in nine locations. The superintendent, district test coordinator, principal or a designee is required by regulation to attend the all-day session [Rules Governing the Arkansas Comprehensive Testing, Assessment and Accountability Program (ACTAAP) 5.05.1 and 5.05.2]. District test coordinators must hold a current license from the Arkansas Department of Education (ADE). Training took place the week of January 31, 2011, and the week of February 14, 2011. Training was held at the Arkansas School for the Blind Arts Building Auditorium in Little Rock on February 18. |
| <i>VII. Test Validation</i> | On February 12, 2001, the ADE Director provided the State Board of Education with a special update on desegregation activities. |

| IMPLEMENTATION PHASE ACTIVITY | PMT EXECUTIVE SUMMARY AS OF FEBRUARY 28, 2011 |
|---|---|
| <i>VIII. In-Service Training</i> | <p>Targeted Professional Development was presented by ADE staff on January 3, 2011, at J.A. Fair Magnet High School in the LRSD. Training was for LRSD School Administrators and Teachers. Forty-two district personnel attended. The presenter/facilitator was Stanley Paul, and the topic was Root Cause Analysis. This class of problem solving methods identifies the root cause of problems and directs corrective measures to prevent recurrence. School personnel will employ the Root Cause Analysis methods to explore problems that are preventing their school from being as successful as it could be and formulate corrective measures to attain achieving status.</p> |
| <i>IX. Recruitment of Minority Teachers</i> | <p>In December 2010, the ADE Office of Professional Licensure sent a request to the three Pulaski County school districts asking for a list of anticipated teacher shortage areas by grade and subject.</p> <p>During the month of December 2010, the ADE Office of Professional Licensure contacted all institutions of higher education with teacher education programs requesting a listing of minority graduates for the fall of 2010.</p> <p>In December 2010, the ADE Professional Licensure Unit contacted all Pulaski County school districts asking for a statement evaluating the effectiveness of ADE minority recruitment assistance.</p> |

| IMPLEMENTATION PHASE ACTIVITY | PMT EXECUTIVE SUMMARY AS OF FEBRUARY 28, 2011 | | | | | | |
|---|---|--------|---------|---------|---------|---------|---------|
| <i>X. Financial Assistance to Minority Teacher Candidates</i> | Ms. Tara Smith of the Arkansas Department of Higher Education reported minority scholarships for Fiscal Year 2009-2010 on February 24, 2010. These included the State Teacher Assistance Resource (STAR) Program, the Minority Teacher Scholars (MTS) Program, and the Minority Masters Fellows (MMF) Program. The scholarship awards are as follows: | | | | | | |
| | STAR | Male | Male | Female | Female | Total | Total |
| | Race | Count | Award | Count | Award | Count | Award |
| | White | 38 | 156,000 | 175 | 716,000 | 213 | 872,000 |
| | Black | 2 | 6,000 | 19 | 78,000 | 21 | 84,000 |
| | Hispanic | | | 3 | 15,000 | 3 | 15,000 |
| | Other | | | 2 | 12,000 | 2 | 12,000 |
| | Totals | 40 | 162,000 | 199 | 821,000 | 239 | 983,000 |
| | | | | | | | |
| | MTS | Male | Male | Female | Female | Total | Total |
| | Race | Count | Award | Count | Award | Count | Award |
| | Black | 5 | 22,500 | 30 | 129,544 | 35 | 152,044 |
| | Hispanic | | | 1 | 2,500 | 1 | 2,500 |
| | Asian | | | 1 | 5,000 | 1 | 5,000 |
| | Native Amer | | | | | | |
| | Totals | 5 | 22,500 | 32 | 137,044 | 37 | 159,544 |
| | | | | | | | |
| | MMF | Male | Male | Female | Female | Total | Total |
| | Race | Count | Award | Count | Award | Count | Award |
| | Black | 8 | 38,750 | 33 | 142,500 | 41 | 181,250 |
| | Hispanic | | | 2 | 7,500 | 2 | 7,500 |
| | Asian | | | 2 | 2,500 | 2 | 2,500 |
| | Native Amer | | | 1 | 1,250 | 1 | 1,250 |
| Other | | | | | | | |
| Totals | 8 | 38,750 | 38 | 153,750 | 46 | 192,500 | |
| <i>XI. Minority Recruitment of ADE Staff</i> | The MRC met on November 3, 2010 at the ADE. A report was presented at the meeting that showed ADE employees in grades C121 to C129 by race and section for the quarter ending September 30, 2010. A graph was also presented that showed the percentage of black, white and other employees for the ADE as a whole and by division. During the quarter ending September 30, 2010, the following three groups met the Desegregation Agreement target of 25% black: Central Administration, Academic Accountability, and Research & Technology. The ADE as a whole was 21% black. | | | | | | |

| IMPLEMENTATION PHASE ACTIVITY | PMT EXECUTIVE SUMMARY AS OF FEBRUARY 28, 2011 |
|--|---|
| <i>XII. School Construction</i> | This goal is completed. No additional reporting is required. |
| <i>XIII. Assist PCSSD</i> | Goal completed as of June 1995. |
| <i>XIV. Scattered Site Housing</i> | This goal is completed. No additional reporting is required. |
| <i>XV. Standardized Test Selection to Determine Loan Forgiveness</i> | Goal completed as of March 2001. |
| <i>XVI. Monitor School Improvement Plans</i> | <p>On January 21, 2011, ADE staff presented Revolutionizing Vocabulary Instruction in the Middle and Secondary Grades for LRSD Administrators and personnel at the Metropolitan Technical Center, Room 100. The professional development focused on vocabulary and instruction. The presenter shared the impact of a rich oral language; wide reading; purposeful writing; morphological analysis; and a deep, intense study of words on students' comprehension in reading across all content areas.</p> <p>On January 14, 2011, ADE staff conducted classroom observation and a debriefing at the Seventh Street Elementary in the NLRSD. Staff analyzed the classroom instruction. A plan was formulated to implement strategies making instruction more sequential and coherent.</p> <p>On February 7, 2011, ADE staff helped teachers develop targeted rubrics designed to measure evidence of students' understanding and use of specific skills and strategies at Jacksonville Elementary in the PCSSD. Rubrics were scaled to identify increasing complexities of skills and strategies to assess growth from knowledge level towards application. Teachers were encouraged to utilize multiple sources of student data, focusing on targeted, scaled rubric assessments for planning differentiated instruction.</p> |

| IMPLEMENTATION PHASE ACTIVITY | PMT EXECUTIVE SUMMARY AS OF FEBRUARY 28, 2011 |
|--|--|
| <i>XVII. Data Collection</i> | <p>The ADE Office of Public School Academic Accountability has released the 2009 Arkansas School Performance Report (Report Card). The purpose of the Arkansas School Performance Report is to generally improve public school accountability, to provide benchmarks for measuring individual school improvement, and to empower parents and guardians of children enrolled in Arkansas public schools by providing them with the information to judge the quality of their schools. The Department of Education annually publishes a school performance report for each individual public school in the state, and distributes the report to every parent or guardian of a child in kindergarten through grade twelve (K-12) in the public schools of Arkansas.</p> |
| <i>XVIII. Work with the Parties and ODM to Develop Proposed Revisions to ADE's Monitoring and Reporting Obligations</i> | <p>On July 10, 2002, the ADE held a Desegregation Monitoring and Assistance Plan meeting for the three school districts in Pulaski County. Mr. Willie Morris, ADE Lead Planner for Desegregation, presented information on the No Child Left Behind Act of 2001. A letter from U.S. Secretary of Education, Rod Paige, was discussed. It stated that school districts that are subject to a desegregation plan are not exempt from the public school choice requirements. "If a desegregation plan forbids the school district from offering any transfer option, the school district should secure appropriate changes to the plan to permit compliance with the public school choice requirements". Schools in Arkansas have not yet been designated "Identified for Improvement". After a school has been "Identified for Improvement", it must make "adequate yearly progress". Schools that fail to meet the definition of "adequate yearly progress", for two consecutive years, must provide public school choice and supplemental education services. A court decision regarding the LRSD Unitary Status is expected soon. The LRSD and the NLRSD attended the meeting. The next meeting about the Desegregation Monitoring and Assistance Plan will be held in August, 2002, after school starts.</p> |

NEWLY EMPLOYED FOR THE PERIOD OF January 22 – February 18, 2011

Leslie Dyess – ADE Area Project Manager, Grade C123, Division of Public School Academic Facilities and Transportation, effective 02/14/11.

PROMOTIONS/ LATERAL TRANSFERS FOR THE PERIOD OF January 22 – February 18, 2011

Wesley Whitley – from a Public School Program Advisor, Grade C122, Division of Academic Accountability, Federal/State Monitoring, to Public School Program Coordinator, Grade C123, Division of Academic Accountability, Federal/State Monitoring, effective 02/07/11.

SEPARATIONS FOR THE PERIOD OF January 22 – February 18, 2011

Judy Mason – Education Chief Investigator, Grade C125, Division of Human Resources/Licensure, Professional Licensure Standards Board, effective 02/01/11. 2 years, 3 months, 26 days. Code: 01

Julie Thompson – ADE Director of Communications, Grade N904, Central Administration, Communications, effective 02/04/11. 5 years, 7 months, 3 days. Code: 01

*Minority

AASIS Code:

01 – Voluntary Termination

Waivers for Teachers Teaching Out of Area
March 2011

| LEA | District | # Waivers Requested | Teacher | License Areas | ALP Code | Out of Area | Yrs ALP | Granted/ Denied |
|------|-------------------------------|---------------------|--------------------------|---|----------|--|--------------|-----------------|
| 4101 | Ashtown School District | 1 | Madden, Amy | ECE P-4 | 201 | Art P-8 | 09-10, 10-11 | Granted |
| 0801 | Berryville School District | 1 | Sayer, Karie | ECE P-4 | 107 | Grade 5/6 Endorsement (P-4) | 10-11 | Denied |
| | Bost, Inc | 1 | McCutchan, Brittney | ECE P-4 | 231 | Sp Ed Ech Inst Specialist P-4 | 10-11 | Granted |
| 1802 | Earle School District | 1 | McVay, Donald | Health Ed/Secondary PE | 313 | Building Administrator 7-12 | 10-11 | Granted |
| | Focus, Inc | 1 | Askue, Terri | ECE P-4 | 231 | Sp Ed Ech Inst Specialist P-4 | 10-11 | Granted |
| 0403 | Gentry School District | 1 | | MS Social Studies, Elementary, Library Media P-12 | | | | |
| 5403 | Helena/ W.Helena School Dist. | 4 | Coleman, Sharon | ECE P-4 | 201 | Art P-8 | 10-11 | Granted |
| | | | Corder, Sue Asten | ECE P-4 | 295 | Library Media Science P-8 | 10-11 | Granted |
| | | | Corder, Sue Asten | ECE P-4 | 296 | Library Media Science 7-12 | 10-11 | Granted |
| | | | Gaspie, Lavern | Elem 1-6 | 295 | Library Media Science P-8 | 10-11 | Granted |
| | | | Gaspie, Lavern | Elem 1-6 | 296 | Library Media Science 7-12 | 10-11 | Granted |
| 3840 | Imboden Charter School Dist | 1 | Klinkerman-Evans, Monica | ECE P-4, Middle Level Education | 411 | Career Orientation Endorsement 7-12 | 10-11 | Granted |
| 5102 | Jasper School District | 2 | Welch, Thomas | Middle Level Education | 200 | Mathematics 7-12 | 09-10, 10-11 | Granted |
| | | | Yarbrough, Tresa M | Business Education, Social Studies | 295 | Library Media Science P-8 | 09-10, 10-11 | Granted |
| 6001 | Little Rock School District | 3 | Cooper, Nicole | ECE P-4 | 230 | Sp Education Instructional Specialist 4-12 | 10-11 | Granted |
| | | | Cooper, Nicole | ECE P-4 | 231 | Sp Ed Ech Inst Specialist P-4 | 10-11 | Granted |
| | | | Erickson, Amanda | Social Studies 5-12 | 230 | Sp Education Instructional Specialist 4-12 | 10-11 | Granted |
| 2305 | Mayflower School District | 1 | Sellers, Kristen | ECE P-4 | 201 | Art P-8 | 09-10, 10-11 | Granted |
| 2203 | Monticello School District | 2 | Hill, Cristal | ECE P-4 | 231 | Sp Ed Ech Inst Specialist P-4 | 10-11 | Granted |
| | | | Smith, Vonda | ECE P-4 | 231 | Sp Ed Ech Inst Specialist P-4 | 09-10, 10-11 | Granted |
| | Northwest Arkansas ESC | 1 | Graf, Darlene | ECE P-4, Middle Level Education | 231 | Sp Ed Ech Inst Specialist P-4 | 09-10, 10-11 | Granted |

Waivers for Teachers Teaching Out of Area
March 2011

| LEA | District | # Waivers Requested | Teacher | License Areas | ALP Code | Out of Area | Yrs ALP | Granted/ Denied |
|------|---|---------------------|--------------------------------|--|----------|--|--------------|-----------------|
| 5303 | Perryville School District | 1 | Fultz, Johnny | Instrumental Music P-12 | 2010 | Survey of Fine Arts | 10-11 | Granted |
| 6006 | Pulaski Co. Spec. School Dist. | 3 | Ashley, Carol | ECE P-4, Elem K-6 | 229 | Adult Education PS | 10-11 | Granted |
| | | | Tullos, Janet | Vocal Music P-12 | 002 | English/Language/Social Studies 4-8 | 10-11 | Granted |
| | | | Tullos, Janet | Vocal Music P-12 | 168 | Mandarin Chinese Endorsement 7-12 | 10-11 | Granted |
| 5504 | South Pike County School District | 2 | Campbell, Renee | English | 169 | Physical /Earth Science 7-12 | 10-11 | Denied |
| | | | Jackson, Debbie | English Language Arts 7-12, Mathematics 7-12 | 114 | Speech Endorsement 7-12 | 10-11 | Granted |
| 4605 | Texarkana School District | 3 | Buchanan, Rebecca | Life/Earth Science, MS Math, Physical Education | 229 | Adult Education PS | 10-11 | Denied |
| | | | Randal, Minnie | Mathematics 7-12 | 229 | Adult Education PS | 10-11 | Denied |
| | | | Warren, Pam | English/Language Arts | 229 | Adult Education PS | 10-11 | Granted |
| | | | Vansandt, Elizabeth | ECE P-4, Gifted & Talented | 231 | Sp Ed Ech Inst Specialist P-4 | 09-10, 10-11 | Granted |
| 1705 | Van Buren School District | 1 | Smith, Donna | Elementary Ed, Middle Level Education, Social Studies | 230 | Specialist 4-12 | 10-11 | Denied |
| | | | White, Lalah | Middle Level Education | 230 | Sp Education Instructional Specialist 4-12 | 10-11 | Granted |
| 3510 | White Hall School District | 1 | Richey, Stacy (Murdock) | English, Speech/Drama | 108 | Journalism 7-12 | 09-10, 10-11 | Granted |
| | York Williams Child Development Center | 1 | Stuart, Joelle | Elem 1/6 | 001 | Early Childhood Education P-4 | 10-11 | Granted |
| | Youth Home, Inc. | 1 | Stone-Smith, Veronica | ECE P-4 | 230 | Sp Education Instructional Specialist 4-12 | 10-11 | Granted |
| 23 | # Districts Requesting Waivers for Teachers | 35 | # Waivers Requested this Month | | | | | |
| | | | | Number of Waivers Granted 30 Number of Waivers Denied 5 Total Waivers Requested 35 | | | | |

Waivers Requested for Substitute Teachers
March 2011

| LEA | | District | # Waivers Requested | | Substitute Name | Subject | Teacher of Record | Granted/ Denied |
|------|--|----------|---------------------|---|--------------------|---|-------------------|--------------------|
| 1002 | Arkadelphia School District | | 2 | | Hardee, Brenda | 8th Grade Literacy | Watts, Phyllis | Granted |
| | | | | | Smith, Nancy | Mathematics | Smith, Mark | Granted |
| 1601 | Bay School District | | 1 | | Carner, Sherry | Second Grade | Carner, Sherry | Granted |
| 4201 | Booneville School District | | 1 | | Loyd, Sarah | Economics, Social Studies | Bailey, Dustin | Granted |
| 7503 | Danville School District | | 1 | | Bradshaw, Jessica | Journalism | Richards, Josh | Granted |
| 0802 | Eurkea Springs School District | | 1 | | Salas, Martin | Physical Education | Lairamore, Ben | Granted |
| 2603 | Hot Springs School District | | 1 | | Miller, Chris | Mathematics | Sprafke, Theresa | Granted |
| 0303 | Mountain Home School District | | 1 | | Steiner, Melissa | Library Media | McFall, Kim | Granted |
| 5804 | Pottsville School District | | 1 | | Clark, Jenece | Algebra | Stewart, Anna | Granted |
| 0406 | Siloam Springs School District | | 1 | | Perkins, Russell | Language Arts/Social Studies | Smith, Mary | Granted |
| 5504 | South Pike County School District | | 1 | | Humphry, Brittney | History 7-12 | Teel, Monica | Granted |
| 0104 | Strong-Huttig School District | | 1 | | Phillips, Jennifer | Spanish | Watkins, Becky | Granted |
| | Vista Health | | 1 | | Morman, Adrian | Special Education | Johnson, Regina | Granted |
| 6401 | Waldron School District | | 1 | | Greenway, Tate | Mathematics | Millard, Vicki | Granted |
| 3509 | Watson Chapel School District | | 1 | | Peyton, Glenda | Special Education | Higgins, LaWanda | Granted |
| 3510 | White Hall School District | | 1 | | Mobley, Rick | Life Science 7th, Physical Science 9th and PE | Lawhon, Ricky | Granted |
| 15 | # Districts Requesting Waivers for Substitutes | | 16 | # Substitute Waivers Requested this Month | | | | |
| | | | | Substitute Waivers Granted | | | | |
| | | | | Substitute Waivers Denied | | | | |
| | | | | Total Substitute Waivers Requested | | | | |
| | | | | | | | | 16 |
| | | | | | | | | 0 |
| | | | | | | | | 16 |

**Cedar Ridge School District
Superintendent's Office
1502 North Hill Street
Newark, AR 72562**

870-799-8691

Extended School Day Request

February 24, 2011

**Dr. Tom Kimbrell
#4 State Capitol Mall
Little Rock, AR 72201-1071**

Dear Dr. Kimbrell:

The Cedar Ridge School Board, Personnel Policy President and I are requesting permission to add one hour on to the school day for twenty-four days to make up a portion of eight days missed due to inclement weather, which is an excessive amount for us. Parents, faculty and staff are in agreement that this plan would work best for our students. Many parents that work outside the home have expressed appreciation for the hour of supervision if this request is approved. We have mountains on three sides of our district and a flood plane on one side. Most of our roads are gravel since we are a rural district. Our district is approximately 228 square miles and many students have very long bus rides already. This one hour a day would eliminate this bus ride for four days of the 178 instructional day standard. Our students need the instructional time as soon as possible to help to meet the expectations of the state mandated tests.

For economic reasons, the extra hour added to our day for 24 days, are worth consideration:

- *The buildings are already heated or cooled for the day.**
- *Savings on transportation cost due to the elimination of running the buses four more days.**
- *Savings on food due to lunch and breakfast not being served for four more days.**

Other reasons to consider this request:

- *Students will be more receptive to learning and to instruction before summer vacation time.**
- *We are a farming community and many families depend on their children to assist with planting the crops from May through June.**

***Some high school students acquire jobs to assist on the farms from May through June.**

***Parents have already planned extended trips for Memorial Day weekend.**

***Students have jobs that begin after Memorial Day. They will have less time to make money and they could be replaced in their job area if they have to attend school for that extra week. We are a full Title One School with our high free and reduced lunch status.**

***Extension of the school day would allow more time during the day on core subject areas before the state mandated testing dates.**

***Our high school is on a rotating schedule for seventh and eighth grade students. The required number of minutes for physical education will not be met for this nine weeks unless extra time is given in the schedule.**

***The inclement weather may not be over with for this school year. We could still receive snow and ice and have more days added to our calendar. Also, in our area, we still have to consider the flooding for the spring when White River and Black River reach flooding stage.**

The Personnel Policy President has requested our faculty and staff to vote to attend Saturday School or to take days in Spring Break twice. The first vote failed in both areas. After reviewing the calendar with the staff again, the second time they voted the majority did vote to attend this Saturday, February 26. An overwhelming majority of the faculty and staff is in favor of extending the school day by one hour for twenty-four days. As you can see by our revised calendar, we are attending school on all holidays and our last day at this time is scheduled for June 3. I am including another revised calendar to illustrate the positive side of approving the one hour extension of the day. Our parents know about this request and they stand ready to allow the students to stay an extra hour beginning March 15, pending your approval. The 24 days will be: March 15, 16, 17, 18, 28, 29, 30, 31, April 1, 4, 5, 6, 7, 8, 18, 19, 20, 21, 22, 25, 26, 27, 28, and 29. We will not attend the one hour during the week of the Benchmark Exams.

Thank you for considering the Cedar Ridge School Board, the Personnel Policy President and the Superintendent's proactive request to extend our school days one hour for 24 days.

Sincerely,

***Mr. Ernie Pectol*, School Board President**

***Mrs. Teresa Yates*, Personnel Policy President**

***Dr. Ann Webb*, Superintendent**

Cedar Ridge School District provides equal opportunities without regard to race, national origin, gender, age, or disabilities in its educational programs and hiring practices.

Deer / Mt. Judea School District

Richard D. Denniston
Superintendent

428-5433
P.O. Box 56
Deer, AR 72628

February 17, 2011

RECEIVED
COMMISSIONER'S OFFICE
FEB 28 2011
DEPARTMENT OF EDUCATION

Dr. Tom Kimbrell, Commissioner
Arkansas Department of Education
4 State Capitol Mall, Room 304-A
Little Rock, AR 72201-1701

RE: Waiver Request

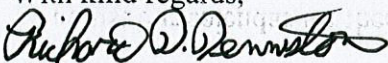
Dear Dr. Kimbrell,

Please accept this correspondence as a formal request for a waiver of the minimum classroom day requirement. This request is for the Deer/Mt. Judea School District to be granted three (3) waiver days. This waiver request is a result of snowy and icy conditions at the district during the dates of January 10th, 11th, 20th, 21st, and February 1st, 2nd, 3rd, 4th, 7th, 9th, 10th, and 11th. Deer campus also missed February 8th due to weather related road conditions.

To adjust our calendar for these days that were missed we have cancelled our Spring Break of five (5) days and moved our professional days to the end of the school year so that those days may be used as student contact days instead. The Deer/Mt. Judea District's calendar reflects only two (2) holidays that will still be taken, Good Friday in respect for Easter Holiday and Memorial Day in respect for those who have died during their military service to our country. It does not reflect the standard five (5) day spring break or Saturday school sessions. Saturday school is a hardship on the families in our district due to the fact that this is the day that they make their trips into town, which are all an hour drive, to buy supplies. Since there would be few students in attendance on Saturday the district has chosen not to hold Saturday classes. We do wish to reserve the right to request other waiver days if needed since some of the more severe winter weather in our area has been known to go into the months of March and April.

We appreciate your consideration and will graciously respect your decision regarding this waiver request.

With kind regards,



Richard Denniston

Superintendent, Deer/Mt. Judea School District

Enclosure

Elkins School District

"Committed to Excellence"

349 N. Center
Elkins, AR 72727
(479) 643-2172
Fax: (479) 643-3605

February 23, 2011

Dear Commissioner Kimbrell and State Board of Education:

Elkins School District has missed twelve school days due to the recent inclement weather. We have recovered one of the missed instructional days. Our district understands the importance of instructional days and how they are critical to the success of our students. Due to the timeliness of Arkansas State mandated testing, we would like to implore the Board to consider the option to allow Elkins School District to extend school days to accommodate the required number of days of instruction.

Our district would like quality instructional time prior to testing. This can be achieved by extending the current school day. The proposal would allow the district to allow students to attend school Monday – Friday from 8:00 a.m. until 4:30 p.m. This extended schedule would begin on March 15th and conclude the week of May 20th. Complications with schedules for teachers, students, and parents make other adjustments difficult to achieve.

We thank you in advance for understanding the difficult situation and carefully considering the option to allow our district to extend school days due to inclement weather. Your support through this process allows school districts in the state of Arkansas to make the best educational choices to achieve student success.

Sincerely,

Megan Witonski, Ed.S.
Superintendent
Elkins School District



February 16, 2011

Dr. Tom Kimbrell, Commissioner
Arkansas Department of Education
Four Capitol Mall
Little Rock, AR 72201

Dear Dr. Kimbrell and State Board of Education Members,

The Fayetteville Public School District respectfully requests that the State Board of Education grant a waiver to Section 10.01.1 of the Arkansas Standards for Accreditation, which requires a minimum of 178 days of student-teacher interaction time.

As a district, we understand, agree with and respect the State Board's regulation related to 178 instructional days within the calendar year, but we hope that some flexibility will be granted due to the extreme inclement weather we have experienced. The Fayetteville School District has lost ten instructional days. Our teachers and administrators feel strongly that scheduled, lengthened school days with very specific and focused learning outcomes will help maintain instructional momentum for all students and optimize time and resources prior to testing. It is also the most fiscally prudent plan. Furthermore, this plan will have a more meaningful impact than using spring break or adding days to the end of the year. State assessment dates will not change and our academic goals for each student must be met prior to spring testing, which starts as early as March 8th and 9th. We believe that a combination of Saturday make-up days coupled with extended days prior to benchmark testing would provide the best outcome for student achievement.

The following plan is proposed and reflected in the attached calendar:

| | |
|---|------------------------------------|
| February 21 st | make up day |
| April 29 th | make up day |
| April 1 st | make up day elementary |
| March 11 th | make up day secondary |
| March 5 th | Saturday make up day |
| April 9 th | Saturday make up day |
| April 30 th | Saturday make up day |
| March 28 th – April 20 th | extend day by one hour for 18 days |
| June 3 rd | make up day |

This combination of Saturdays and extended school days provides the most instructionally sound and fiscally prudent plan for make up days and preparing students for benchmark assessments.

Sincerely,

A handwritten signature in blue ink that reads "Vicki Thomas". The signature is fluid and cursive, with the first name "Vicki" and last name "Thomas" clearly legible.

Vicki M. Thomas
Superintendent

VMТ/pn

Enclosure

Ozark Mountain School District

250 S. Hwy 65 St. Joe, AR 72675 870-439-2213

To: Dr. Tom Kimbrell
State Board of Education
From: Ozark Mountain School District
Mr. Joe Hulsey, Superintendent
Re: Request for Waiver (student interaction, 178 days)

Due to the inclement weather, our district has missed 12 days of instruction. It is our desire to apply for a waiver that will accommodate recuperation of our 12 days of instruction. Attached is a revised calendar that will outline our intentions and how we intend to make-up our days. This revised calendar received a 100% vote of support from our local school board during our regularly scheduled board meeting on February 21, 2011.

Please note that our revised calendar does include elements traditionally used to make up missed days such as the use of PD days, spring break, and other holidays. However, in response to our community members and other contributing factors (staff, attendance, students, and historical data) some modifications are requested to meet the needs of our local district.

The most beneficial request for our district would be the ability to include extended instruction time by 45 minutes for a limited 16 day period prior to benchmark exams. We feel the additional time would enhance student and parent awareness, increase opportunity for more in depth learning, and build a sense of confidence for the upcoming benchmark exams. Our revised calendar does not include Saturday school, which has been used in the past by our district and was very poorly attended. Our revised calendar does include 2 days of spring break, which was in response to our very supportive community members and parents that had long standing plans: the two days would also serve as additional makeup days as a result of any additional inclement weather.

We developed this revised calendar as a result of contributions from our local community members, parents, board members, and our teachers to address our students' needs as our guiding purpose. This is our third year to have numerous days of instruction to makeup as a result of inclement weather. Based on our historical experience, we ask that you approve our wavier and give us an opportunity to implement a revised calendar based on what we believe will work best for our local students and school district and still meet the **time** requirement of 178 instructional days.

Thank you for your time and consideration on this matter.

Ozark Mountain School District - School Calendar - 2010-2011

Revised 2-14-11 To Accommodate 12 Snow Days

| | | | | |
|---|---|--|---|-------------|
| July | 16 | In-Service (day 1) | | |
| August | 16 - 18 | In-Service (day 2-4) | | |
| | 19 | First Day of School for Students | | |
| September | 6 | Labor Day | | |
| | 20 | In-Service (day 5) | | |
| October | 15 | End of 1 st 9 weeks (40days) | | |
| | 18 | In-Service (day 6) | | |
| | 21 | Parent-Teacher Conferences | | |
| November | 15 | In-Service (day 7) | | |
| | 24-26 | No School - Thanksgiving Break | | |
| December | 20-21 | Semester Tests | | |
| | 21 | End of 2 nd 9 weeks (42 days) | | |
| | 22 | In-Service (day 8) | | |
| | 23-Jan. 2 | No School - Christmas Break | | |
| January | 3 | Return to School | | |
| | 17 | In-Service (day 9) | Student Attendance Day | -- 1 |
| February | 21 | In-Service (day 10) | Student Attendance Day | --1 |
| March | 11 | End of 3rd 9 weeks (48days) | | |
| | 17 | Parent Teacher conferences | | |
| | 10 | Parent Teacher Conferences | | |
| | 16 – April 8 | 16 Extended School Days by 45 Minutes = 12 Hours Or The Equivalent of 2 Instructional School Days (time needed prior to benchmarks) | | -- 2 |
| | 21-22-23 | Spring Break Days to Student Attendance Days | | -- 3 |
| | 21-25 | Spring Break | 24-25 2 Day Spring Break | |
| | 31 | End 3rd Nine Weeks | (50 days) plus 7.5 hours of extended instruction | |
| April | 11-15 | Benchmark | | |
| May | 30 | Memorial Day (no school) | | |
| | 26-27-31 | Built in Snow Days | | --3 |
| June | 1-2 | Built in Snow Days | | --2 |
| | 2 | End of 4th 9 weeks (44 days) plus 4.5 hours of extended instruction | | |
| 1st 9wk = 40 days, 2nd 9wk = 42days, 3rd 9wk = 50days, 4th 9wk = 44days Total 176 Student Interaction Days plus 12 hours (equivalent of 2 days) of extended instructional time. = 178 Days of Instructional Time | | | | |
| Note!!! | 2 Days Professional Days to Student Interaction Days | | | |
| | 2 Days Extended Day Schedule (Pre-Benchmark) | | | |
| | 3 Days of Spring Break Student Interaction Days | | | |
| | 5 Snow Days Built Into Regular Calendar | | | |

Mansfield School District
LEA # 6606
Sebastian County

Classified in Fiscal Distress:

April 13, 2009

Fiscal Distress Indicators and Additional Concerns:

* A declining balance determined to jeopardize the fiscal integrity of the school district

| District Profile: | 2006-07 | 2007-08 | 2008-09 | 2009-10 |
|---------------------------------------|-----------------------|-----------------------|-----------------------|-------------------------|
| Superintendent | Jim Hattabaugh | Jim Hattabaugh | Jim Hattabaugh | Mr. Robert Evans |
| 4 QTR ADM | 1,022 | 984 | 982 | 949 |
| Assessment | 45,335,509 | 54,303,877 | 56,141,985 | 56,991,957 |
| Total Mills | 40.01 | 40.01 | 40.01 | 40.01 |
| Total Debt Bond/Non Bond | 9,884,807 | 9,738,338 | 9,939,799 | 9,749,972 |
| Per Pupil Expenditures | 7,806 | 8,727 | 8,681 | 8,799 |
| Personnel-Non-Fed Certified FTE | 90.00 | 92.71 | 89.10 | 83.86 |
| Personnel-Non-Fed Certified Clsrm FTE | 82.07 | 86.08 | 82.09 | 77.37 |
| Avg Salary-Non-Fed Cert FTE | 44,737 | 44,933 | 46,168 | 43,843 |
| Avg Salary-Non-Fed Cert Clsrm FTE | 42,457 | 43,289 | 44,214 | 42,481 |
| Net Legal Balance (Excl Cat & QZAB) | 611,812 | 242,458 | *307,384 | 351,558 |

*2008-09 Net Legal Balance includes a \$481,000 cash flow loan

Total Debt includes Bonded and Non-bonded filed with ADE.

Data Source: Annual Statistical Reports (ASR) and State Aid Notice for school district.

District Actions

Effective November 6, 2009 Mr. Robert Evans was named interim Superintendent for the District

Effective July 1, 2010, Mr. Randy Treat was named Superintendent for the District

The District has included the following objectives in their Fiscal Distress Improvement Plan:

2009-10

- Reduced certified personnel by 3 FTE's through RIF
- Reduced FTE partially for 4 certified FTE's
- Eliminated all dental benefits and plan/tuition reimbursement
- Reduced days of 10 certified staff with extended contracts
- Reduced days and position for Asst. Treasurer
- Eliminated Department Chair stipends for 14 certified personnel
- Eliminated 7th grade athletic stipends for 9 certified personnel

- Reduced contract days for 13 bus driver positions
- Reduced classified personnel (cafeteria) by 7 FTE's through RIF
- Implement 4 day school week
- Monitor all expenditures
- Reduced all tuition reimbursement benefit
- Utilize categorical and federal funds efficiently
- Eliminate Paraprofessional position
- RIF to 1/2 Art & GT combined position
- Reducing costs by replacing with less experienced person in three positions
- Reduced certified personnel (band) by 1 FTE's through RIF
- Replace full time nurse with part time nurse

2010-11

- Monitor all expenditures to remain within budget
- Monitor all expenditures related to 4 day school week
- Reduce cost through attrition and retirement
- Hire certified replacement staff at lower salaries
- Use Honeywell Energy Conserv. Program
- Reduce and regulate trips by Superintendent
- Judicial use of Stimulus Money
- Realign bus routes
- Reduce Life insurance
- RIF coaching stipends
- Reduce operating costs by utilizing NSLA funds more efficiently
- Reduced certified personnel by 7 FTE's through RIF and reassignment
- Reduced certified personnel by .34 FTE through RIF (above standards)

2010-11

New Superintendent sent in revised Fiscal Distress Plan:

- Monitor all expenditures to remain within budget
- Reduced certified personnel by 6.43 FTE's through RIF and reassignment
- Realign Principals reducing one position
- Continued use Honeywell Energy Conserv. Program
- Restructure SPED Supervisor Contract
- Reduced Band contract from 10.5 months to 10 months

- Realign bus routes
- Reduce Life insurance
- RIF coaching stipends
- Reduce operating costs by utilizing NSLA and Title I funds more efficiently
- Reduce .05 stipend for HS Principal
- Hire 2 certified replacement staff at lower salaries
- Reduce transportation operating costs by paying from non-district funds

District projected unrestricted legal balance for the 2010-11 school year: \$832,000



ARKANSAS DEPARTMENT OF EDUCATION

Dr. Tom W. Kimbrell
Commissioner

February 17, 2011

**State Board
of Education**

Dr. Naccaman Williams
Springdale
Chair

Jim Cooper
Melbourne
Vice Chair

Sherry Burrow
Jonesboro

Brenda Gullett
Fayetteville

Sam Ledbetter
Little Rock

Alice Mahony
El Dorado

Dr. Ben Mays
Clinton

Toyce Newton
Crossett

Vicki Saviers
Little Rock

Mr. Randy Treat, Superintendent
Mansfield School District
402 Grove St
Mansfield, AR 72944

Dear Mr. Treat:

This letter is to certify that the Mansfield School District has completed all activities and strategies as outlined in the District's Fiscal Distress Improvement Plan. The District has also complied with all department recommendations and requirements for removal from Fiscal Distress. The District may now petition the State Board for removal from Fiscal Distress status. The petition should be sent to Ms. Hazel Burnett at the address provided below. The petition will be presented to the State Board at the March 14, 2011 meeting. ADE will recommend the Mansfield School District be removed from Fiscal Distress effective March 14, 2011. Please plan to attend this meeting and be prepared to answer any questions the State Board may have concerning your District and its programs.

We congratulate the Mansfield School District and encourage continued diligence to sustain this improvement.

Sincerely,

Hazel Burnett,
ADE Coordinator,
Fiscal Distress Accountability and Reporting
Four Capitol Mall, Room 105-C
Little Rock, AR 72201

HB:ddm

Four Capitol Mall
Little Rock, AR
72201-1019
(501) 682-4475
ArkansasEd.org

cc: Dr. Tom Kimbrell, Commissioner
Mr. Tony Wood, Deputy Commissioner
Mr. William J. Goff, Assistant Commissioner



Mansfield School District

ACCREDITED BY THE ARKANSAS DEPARTMENT OF EDUCATION

402 Grove Street, Mansfield AR 72944

479-928-4006

Fax 479-928-4482

<http://mansfieldtigers.com>

BOARD OF EDUCATION

Jim Boatright
President

Todd Garzon
Vice President

Jason Baggett
Secretary

Robert Sadoski
Member

Mark Barton
Member

ADMINISTRATION

Randy R. Treat
Superintendent

Tina Smith
High School Principal

Kenny Burgett
Elementary/Middle
School Principal

Sam Slott
Elementary/ Middle
Assistant Principal

Floyd Fisher
HS Assistant Principal
Athletic Director

Nancy Vitale
Sp. Ed. Supervisor

February 22, 2011

Dr. Tom Kimbrell, Commissioner
Arkansas Department of Education
4 Capitol Mall, Room 304-A
Little Rock, Arkansas 72201

Dear Dr. Kimbrell and the Arkansas State Board of Education:

This letter is to respectfully petition that the Mansfield School District be removed as a school district under Fiscal Distress Status. The reasons for this include:

1. Mansfield School District has completed all activities and strategies as outlined in the District's Fiscal Distress Improvement Plan.
2. The Mansfield School District has complied with all Arkansas Department of Education, Office of Fiscal Distress Accountability recommendations and requirements for removal from Fiscal Distress.
3. Mansfield no longer has a declining cash balance and is operating in the positive.
4. The Mansfield School District completed the 2009-10 school year with \$175,104 ending legal balance, this balance is minus a \$147,000 cash flow loan. According to our 2010-11 budget we should end the year with a legal balance of \$718,654.08. We are currently 58.33% of the way through the year. We have spent 47.4% of the 2010-11 budget, as of January 31, 2011. We are projecting to end the 2010-11 year with a legal balance of more than of \$718,654.08, which is 9.5% of our total budget. We expect to end the 2011-12 year with a legal balance of \$1,000,000.
5. The Mansfield School District no longer has an operational line of credit. The final balance of \$147,000 plus interest was paid on November 17, 2010.
6. The Mansfield School District has implemented a process of continuous fiscal monitoring by the district staff.
7. The encouragement, support and expertise of the ADE officials.
8. The continual encouragement and support of the Mansfield community.

This positive fiscal change in the Mansfield School District is the result of,

1. The outstanding supervision and advice of Bill Goff, Assistant Commissioner for Finance, Hazel Burnett, Fiscal Distress Coordinator, and Alisa Moore, Fiscal Distress Specialist. They carefully monitored practices, approved proposed expenditures, offered wise counsel, and mobilized other ADE resource personnel when appropriate.

2. The efforts of the financial and administrative team in Mansfield who worked to conscientiously to see that our resources were utilized appropriately.
3. The Mansfield teachers and support staff who continued to improve opportunities for children while earning salaries less than surrounding districts.
4. The Mansfield community and parents of the 962 students that had a choice to move their children elsewhere but decided to remain in the Mansfield schools.

Mansfield's enrollment has grown while the district has gone through the Fiscal Distress process. Mansfield has met standards in all areas except two, one Alert for Literacy at the Mansfield Middle School and one Alert for Math at the Mansfield High School. Steps have been taken to ensure improvement in all areas of the curriculum.

Due to the actions of many the future of Mansfield School District looks bright.

Sincerely



Randy R. Treat
Superintendent

**Arkansas Department of Education
Mansfield School District
2010-11 General Operating Funds
Budget Summary**

General Operating Funds:

**1000,1001,1020,1025,1215,1216,1246,2000,2001,2020,2025,2040,2215,2216,2218,2224,2225,2227,2232,
2240, 2241,2246,2271,2285,2340,2361,2392,2393,4000,4001**

| <u>Beginning Balance</u> | <u>Revenue</u> | <u>Expenditures</u> | Projected Ending Balance <u>6/30/2011</u> |
|--------------------------|------------------|---------------------|--|
| 348,449 | 6,938,036 | 6,599,722 | 686,763 |

(Does not include Building, Categorical, Federal, Activity and Food Service Funds)

Arkansas Department of Education
Mansfield School District
Review of General Operating Funds
Revenue

General Operating Funds:

1000,1001,1020,1025,1215,1216,1246,2000,2001,2020,2025,2040,2215,2216,2218,2224,2225,2227,2232,2240,2241,2246,2271,2285,2340,2361,2392,2393,4000,4001

| | | 2009-10 | 2010-11 | 2010-11 Actual | 2010-11 | 2010-11 | 2010-11 |
|-----------------|----------------------------------|------------------|------------------|------------------|------------------|------------------|---------------|
| | | For 7 months | For 7 months | compared to | Annual | Budget | % of Budget |
| | | ended 01/31/2010 | ended 01/31/2011 | 2009-10 Actual | Budget | Balance | Expended |
| Revenue: | | | | | | | |
| 11110 | Property Taxes Current | 1,278,334 | 1,238,234 | (40,100) | 1,396,303 | 158,069 | 88.68% |
| 11115 | Property Taxes Relief | 150,835 | 60,547 | (90,288) | 0 | (60,547) | 0.00% |
| 11120 | Property Tax 40% | 0 | 71,439 | 0 | 569,920 | 498,481 | 0.00% |
| 11125 | Prop tax 40% 6/30 | 6,854 | 34,096 | 27,242 | 0 | (34,096) | 0.00% |
| 11140 | Property Tax Delinquent | 57,945 | 77,210 | 19,265 | 150,000 | 72,790 | 51.47% |
| 11150 | Excess Commission | 1,830 | 16,631 | 14,801 | 38,500 | 21,869 | 43.20% |
| 11160 | Land Redemption | 12,039 | 7,437 | (4,602) | 0 | (7,437) | 0.00% |
| 11400 | Penalties/Interest on Tax | 2 | 0 | (1) | 500 | 500 | 0.00% |
| 14240 | Fees From Vocational Ed | 0 | 0 | 0 | 24,000 | 24,000 | 0.00% |
| 14290 | Other Programs | 0 | 3,600 | 3,600 | 3,600 | 0 | 0.00% |
| 14900 | Trans Fees Other Sources | 3,099 | 417 | (2,682) | 0 | (417) | 0.00% |
| 15100 | Interest on Investments | 2,208 | 1,828 | (380) | 3,000 | 1,172 | 0.00% |
| 19200 | Private Contributions | 0 | 0 | 0 | 0 | 0 | 0.00% |
| 19300 | Sales of Supplies & Materials | 2,900 | 0 | (2,900) | 0 | 0 | 0.00% |
| 19510 | Other LEA within State | 0 | 0 | 0 | 0 | 0 | 0.00% |
| 19800 | Refunds of Prior Yr Expenditures | 1,596 | 21,719 | 20,123 | 10,000 | (11,719) | 217.19% |
| 19900 | Misc Revenue from Local Sources | 15,667 | 566 | (15,101) | 20,000 | 19,434 | 0.00% |
| 21200 | Severance Tax | 220 | 49 | (171) | 500 | 451 | 9.77% |
| 31101 | State Foundation Funding | 2,411,682 | 2,344,449 | (67,233) | 4,298,159 | 1,953,710 | 54.55% |
| 31102 | Enhanced Educational Fund | 18,852 | 0 | (18,852) | 0 | 0 | 0.00% |
| 31103 | 98% Tax Collection Guar | 0 | 0 | 0 | 0 | 0 | 0.00% |
| 31460 | Declining Enrollment | 0 | 109,709 | 109,709 | 109,709 | 0 | 0.00% |
| 31620 | Supplement Millage | 19,045 | 15,871 | (3,174) | 15,871 | 0 | 0.00% |
| 31900 | Other | 350 | 0 | (350) | 0 | 0 | 0.00% |
| 32227 | College Pre Enrich Pgm | 0 | (7,611) | (7,611) | 0 | 7,611 | 0.00% |
| 32232 | AR School Recognition Program | 4,640 | 0 | (4,640) | 0 | 0 | 0.00% |
| 32250 | Qual Enhancement/Mentoring | 8,200 | 526 | (7,674) | 526 | 0 | 100.00% |
| 32310 | Hand Child-Supv/Extend yr | 0 | 0 | 0 | 0 | 0 | 0.00% |
| 32340 | Hand-Resident Treatment | 0 | 0 | 0 | 0 | 0 | 0.00% |
| 32361 | Adv Placement Incentive | 550 | 250 | (300) | 550 | 300 | 45.45% |
| 32385 | Juvenile Serious Offender | 124,135 | 0 | (124,135) | 248,269 | 248,269 | 0.00% |
| 32415 | Secondary Workforce Center | 4,468.76 | 6,500 | 2,031 | 0 | (6,500) | 0.00% |
| 32480 | Voc New Start-Up Prog | 1,000.00 | 0 | (1,000) | 0 | 0 | 0.00% |
| 32912 | General Facilities Fund | 15,155 | 12,629 | (2,526) | 12,629 | 0 | 100.00% |
| 32915 | Debt Service Supplement | 0 | 0 | 0 | 0 | 0 | 0.00% |
| 42100 | Forest Reserve | 229 | 15,510 | 15,282 | 28,500 | 12,990 | 54.42% |
| 42300 | Mineral Leases | 6,901 | 915 | (5,986) | 7,500 | 6,585 | 12.20% |
| | TOTAL | 4,148,735 | 4,032,520 | (116,215) | 6,938,036 | 2,905,516 | 58.12% |

Arkansas Department of Education
Mansfield School District
Review of General Operating Funds
Expenditures

| General Operating Funds: 1000,1001,1020,1025,1215,1216,1246,000,2001,2020,2025,2040,2215,2216,2218,2224,2225,2227, 2232,2240,2241,2246,2271,2285,2340,2361,2392,2393,4000,4001 | | | | | | | |
|--|-------------------------------|------------------|------------------|------------------|------------------|------------------|---------------|
| | | 2009-10 | 2010-11 | 2010-11 Actual | 2010-11 | 2010-11 | 2010-11 |
| | | For 7 months | For 7 months | compared to | Annual | Budget | % of Budget |
| Expenditures | | ended 01/31/2010 | ended 01/31/2011 | 2009-10 Actual | Budget | Balance | Expended |
| 60000-62999 | Salaries & Benefits | 2,594,776 | 2,320,619 | (274,157) | 4,772,938 | 2,452,320 | 48.62% |
| Other: | | | | | | | |
| 63130 | Board of Ed Services | 0 | 2,127 | 2,127 | 5,400 | 3,273 | 39.39% |
| 63210 | Instructional Services | 33,916 | 0 | (33,916) | 290,842 | 290,842 | 0.00% |
| 63230 | Consulting- Educational | 988 | 951 | (37) | 1,366 | 415 | 69.62% |
| 63310 | Certified/Prof Dev Training | 124,210 | 0 | (124,210) | 0 | 0 | 0.00% |
| 63320 | Classified/Prof Training | 0 | 300 | 300 | 0 | (300) | 0.00% |
| 63410 | Pupil Services | 3,783 | 0 | (3,783) | 0 | 0 | 0.00% |
| 63440 | Legal | 1,574 | 7,185 | 5,611 | 12,500 | 5,315 | 57.48% |
| 63444 | Legal- Review | 0 | 0 | 0 | 0 | 0 | 0.00% |
| 63445 | Legal- Research & Opinions | 8,149 | 3,973 | (4,176) | 9,500 | 5,527 | 41.82% |
| 63450 | Medical | 632 | 975 | 343 | 3,000 | 2,025 | 32.50% |
| 63490 | Other Professional Service | 900 | 0 | (900) | 0 | 0 | 0.00% |
| 63590 | Other Technical Services | 0 | 0 | 0 | 0 | 0 | 0.00% |
| 63900 | Other Purc Prof Tech Serv | 29,661 | 24,825 | (4,836) | 26,405 | 1,580 | 94.02% |
| 64110 | Water/Sewer | 13,782 | 24,263 | 10,481 | 40,000 | 15,737 | 60.66% |
| 64210 | Disposal/Sanitation | 4,583 | 7,007 | 2,424 | 9,000 | 1,993 | 77.85% |
| 64230 | Custodial | 0 | 0 | 0 | 0 | 0 | 0.00% |
| 64240 | Lawn Care | 0 | 0 | 0 | 0 | 0 | 0.00% |
| 64310 | Rep/Maint -Building & Grounds | 32,283 | 14,460 | (17,823) | 15,900 | 1,440 | 90.95% |
| 64320 | Rep/Maint - Equip & Vehicle | 18,346 | 11,879 | (6,466) | 17,845 | 5,966 | 66.57% |
| 64420 | Rental Equip & Vehicles | 923 | 683 | (240) | 1,300 | 617 | 52.53% |
| 64500 | Construction Services | 0 | 0 | 0 | 0 | 0 | 0.00% |
| 64900 | Other Purc Property Services | 300 | 0 | (300) | 5,500 | 5,500 | 0.00% |
| 65210 | Property Insurance | 33,347 | 0 | (33,347) | 34,199 | 34,199 | 0.00% |
| 65240 | Fleet Insurance | 7,980 | 0 | (7,980) | 5,638 | 5,638 | 0.00% |
| 65250 | Accident Ins for Students | 0 | 0 | 0 | 0 | 0 | 0.00% |
| 65290 | Other Insurance | 5,356 | 5,666 | 310 | 7,793 | 2,127 | 72.71% |
| 65300 | Communications | 150 | 0 | (150) | 0 | 0 | 0.00% |
| 65310 | Communications | 16,997 | 14,609 | (2,388) | 40,000 | 25,391 | 36.52% |
| 65320 | Communications | 2,994 | 2,251 | (743) | 5,500 | 3,249 | 40.93% |
| 65330 | Networking Internet Serv | 2,682 | 2,274 | (408) | 5,000 | 2,726 | 45.48% |
| 65400 | Advertising | 615 | 983 | 367 | 800 | (183) | 122.82% |
| 65610 | To LEA's Within State | 0 | 0 | 0 | 0 | 0 | 0.00% |
| 65800 | Travel | 0 | 0 | 0 | 0 | 0 | 0.00% |
| 65810 | Travel -Cert In District | 1,584 | 0 | (1,584) | 1,300 | 1,300 | 0.00% |
| 65820 | Travel - CLS In District | 475 | 140 | (335) | 500 | 360 | 28.10% |
| 65830 | Travel - Cert Out of District | 23 | 0 | (23) | 0 | 0 | 0.00% |
| 65870 | Travel Non-Employee | 0 | 0 | 0 | 0 | 0 | 0.00% |
| 65880 | Meals | 3,899 | 138 | (3,760) | 350 | 212 | 39.45% |
| 65890 | Lodging | 1,506 | 1,057 | (449) | 1,600 | 543 | 66.06% |
| 65910 | Service Purchased Locally | 0 | 0 | 0 | 31,660 | 31,660 | 0.00% |
| 66100 | General Supplies | 76,128 | 68,619 | (7,510) | 143,380 | 74,761 | 47.86% |
| 66107 | Low Value Equipment | 0 | 0 | 0 | 0 | 0 | 0.00% |
| 66210 | Natural Gas | 19,589 | 16,329 | (3,260) | 52,300 | 35,971 | 31.22% |
| 66220 | Electricity | 68,831 | 74,445 | 5,614 | 131,000 | 56,555 | 56.83% |
| 66240 | Oil | 15,631 | 2,203 | (13,428) | 4,000 | 1,797 | 55.06% |
| 66260 | Gasoline/Diesel | 8,636 | 28,360 | 19,724 | 45,000 | 16,640 | 63.02% |
| 66300 | Food | 0 | 0 | 0 | 0 | 0 | 0.00% |
| 66410 | Textbooks | 30,146 | 20,212 | (9,934) | 24,000 | 3,788 | 84.22% |
| 66430 | Periodicals | 304 | 275 | (29) | 400 | 125 | 68.72% |
| 66440 | Audiovisual Materials | 0 | 0 | 0 | 0 | 0 | 0.00% |
| 66500 | Techn Supplies | 0 | 0 | 0 | 0 | 0 | 0.00% |
| 66510 | Software | 0 | 0 | 0 | 0 | 0 | 0.00% |
| 66520 | Other | 494 | 3,465 | 2,971 | 0 | (3,465) | 0.00% |
| 66527 | Low Value tech Supplies | 0 | 484 | 484 | 3,050 | 2,566 | 15.87% |
| 67310 | Machinery | 2,200 | 0 | (2,200) | 0 | 0 | 0.00% |
| 67320 | Vehicles | 0 | 0 | 0 | 100,000 | 100,000 | 0.00% |
| 67330 | Furniture & Fixtures | 0 | 0 | 0 | 0 | 0 | 0.00% |
| 67340 | Technology Hardware | 0 | 1,407 | 1,407 | 1,000 | (407) | 140.74% |
| 67390 | Other Equipment | 1,380 | 0 | (1,380) | 0 | 0 | 0.00% |
| 68100 | Dues & Fees | 8,847 | 7,715 | (1,132) | 8,111 | 396 | 95.11% |
| 68200 | Judgements against Lea | 0 | 40,619 | 40,619 | 50,000 | 9,381 | 81.24% |
| 68300 | Interest | 8,052 | 208,377 | 200,325 | 293,603 | 85,226 | 70.97% |
| 69100 | Redemption of Principle | 535,596 | 206,884 | (328,713) | 388,389 | 181,505 | 53.27% |
| 69380 | To Food Service Fund | 0 | 2,048 | 2,048 | 9,653 | 7,606 | 21.21% |
| | Total Other Expense | 1,127,471 | 807,187 | (320,283) | 1,826,784 | 1,019,597 | 44.19% |
| | Total Expense | 3,722,247 | 3,127,806 | (594,441) | 6,599,722 | 3,471,916 | 47.39% |

McGehee School District
LEA # 2105
Desha County

Classified in Fiscal Distress

April 12, 2010

Fiscal Distress Indicators and Additional Concerns:

* A declining balance determined to jeopardize the fiscal integrity of the school district

| District Profile: | 2006-07 | 2007-08 | 2008-09 | 2009-10 |
|---------------------------------------|----------------------|----------------------|----------------------|----------------------|
| Superintendent | Barbara Woods | Barbara Woods | Thomas Gathen | Thomas Gathen |
| 4 QTR ADM | 1,196 | 1,196 | 1,162 | 1,152 |
| Assessment | 117,729,206 | 118,460,931 | 119,330,398 | 118,579,515 |
| Total Mills | 34.46 | 34.46 | 34.46 | 34.46 |
| Total Debt Bond/Non Bond | 5,258,191 | 7,563,260 | 7,231,000 | 6,826,000 |
| Per Pupil Expenditures | 9,038 | 8,970 | 8,791 | 9,348 |
| Personnel-Non-Fed Certified FTE | 107.57 | 106.95 | 102.03 | 98.64 |
| Personnel-Non-Fed Certified Clsrm FTE | 93.04 | 91.19 | 89.26 | 87.32 |
| Avg Salary-Non-Fed Cert Clsrm FTE | 38,832 | 40,520 | 41,400 | 41,320 |
| Avg Salary-Non-Fed Cert FTE | 41,784 | 41,963 | 43,381 | 43,800 |
| Net Legal Balance (Excl Cat & QZAB) | 3,209,224 | 1,553,040 | 1,640,436 | 1,650,773 |

Total Debt includes Bonded and Non-bonded filed with ADE.

Data Source: Annual Statistical Reports (ASR) and State Aid Notice for school district.

The District has included the following objectives in their Fiscal Distress Improvement Plan:

2010-11

- Eliminated employee benefits above the state minimum
- Reduce athletic expenditures
- Eliminated one bus route
- Reduced certified salaries through RIF - one position
- Reduced certified salaries through attrition - one position
- District passed 6 mill increase September 21, 2010

District projected unrestricted legal balance for the 2010-11 school year: \$1,640,000



ARKANSAS DEPARTMENT OF EDUCATION

Dr. Tom W. Kimbrell
Commissioner

February 18, 2011

**State Board
of Education**

Dr. Naccaman Williams
Springdale
Chair

Jim Cooper
Melbourne
Vice Chair

Sherry Burrow
Jonesboro

Brenda Gullett
Fayetteville

Sam Ledbetter
Little Rock

Alice Mahony
El Dorado

Dr. Ben Mays
Clinton

Toyce Newton
Crossett

Vicki Saviers
Little Rock

Mr. Thomas Gathen, Superintendent
McGehee School District
409 Oak Street
McGehee, AR 71654

Dear Mr. Gathen:

This letter is to certify that the McGehee School District has completed all activities and strategies as outlined in the District's Fiscal Distress Improvement Plan. The District has also complied with all department recommendations and requirements for removal from Fiscal Distress. The District may now petition the State Board for removal from Fiscal Distress status. The petition should be sent to Ms. Hazel Burnett at the address provided below. The petition will be presented to the State Board at the March 14, 2011 meeting. ADE will recommend the McGehee School District be removed from Fiscal Distress effective March 14, 2011. Please plan to attend this meeting and be prepared to answer any questions the State Board may have concerning your District and its programs.

We congratulate the McGehee School District and encourage continued diligence to sustain this improvement.

Sincerely,

Hazel Burnett,
ADE Coordinator,
Fiscal Distress Accountability and Reporting
Four Capitol Mall, Room 105-C
Little Rock, AR 72201

HB:ddm

cc: Dr. Tom Kimbrell, Commissioner
Mr. Tony Wood, Deputy Commissioner
Mr. William J. Goff, Assistant Commissioner

Four Capitol Mall
Little Rock, AR
72201-1019
(501) 682-4475
ArkansasEd.org

McGEHEE SCHOOL DISTRICT

THOMAS GATHEN
SUPERINTENDENT

LINDA TULLOS
ED. PROGS./CURR. COORD.

P. O. Box 767
McGehee, AR 71654
Phone (870) 222-3670
FAX (870) 222-OWLS

DIRECTORS
WILLIAM CAMPBELL
JOE HERREN
DEBBY HOPPER
ALICE BANKS
KATIE DANIEL
JEFF OWYOUNG
TOBY YOUNG

February 18, 2011

RECEIVED

FEB 18 2011

FINANCIAL ACCOUNTABILITY
& REPORTING

Dr. Tom Kimbrell, Commissioner
Arkansas Department of Education
#4 State Capitol Mall, Room 304-A
Little Rock, Arkansas 72201

Dear Dr. Kimbrell and Arkansas State Board of Education:

On behalf of the McGehee School District Board of Directors and the McGehee School District, and in accordance with the provisions of A.C.A. 6-20-1908 (c), I respectfully request that the McGehee School District be "removed from the fiscal distress status".

The reasons substantiating this request are detailed below:

- Passage of 6 mills dedicated to M and O in September 2010 by the parents and patrons of the District.
- Elimination of two (2) administrative positions
- Elimination of one (1) certified teaching position
- A projected ending balance of \$1,640,000.00 for the fiscal year ending June 30, 2011 (This is about \$40,000.00 more than the ending balance for June 30, 2010. Additionally, this does not include the \$698,000.00 to be generated by the 6-mill increase for the 2011-12 school year.
- The continued support and guidance provided by ADE officials
- The development, implementation and satisfying the District "Fiscal Distress Improvement Plan".

In spite of the "fiscal distress" designation, the McGehee School District continued its efforts and quest to provide a quality education for each of its students. The faculty and staff are to be commended for their sacrifices.

Additionally, the District would like to express its appreciation for the support, guidance and commitment provided by Ms. Hazel Burnett, Ms. Alisa Moore, and Mr. Scott McRae. Thanks for a job well done.

Respectfully submitted,

A handwritten signature in cursive script, reading "Thomas Gathen". The signature is written in black ink and is positioned above the printed name and title.

Thomas Gathen, Superintendent
McGehee School District

cc: Ms. Hazel Burnett, ADE Coordinator, *Fiscal Distress*

**Arkansas Department of Education
McGehee School District
2010-11 General Operating Funds
Budget Summary**

General Operating Funds:

**1000,1232,1246,1265,2000,2001,2002,2003,2004,2005,2006,2007,2008,2009,2010,2102,2103,2104,2105,
2211,2215,2218,2219,2225,2227,2230,2232,2240,2245,2246,2250,2255,2265,2271,2295,2325,2340,2361,
2365,2369,2381,2392,2394,2399,2570,2578,2888,4000**

| | | | Projected Ending Balance <u>6/30/2011</u> |
|---------------------------------|-----------------------|----------------------------|--|
| <u>Beginning Balance</u> | <u>Revenue</u> | <u>Expenditures</u> | |
| 1,629,105 | 8,624,659 | 7,938,870 | 2,314,894 |

(Does not include Building, Categorical, Federal, Activity and Food Service Funds)

Arkansas Department of Education
McGehee School District
Review of General Operating Funds
Revenue

| General Operating Funds: 1000,1232,1246,1265,2000,2001,2002,2003,2004,2005,2006,2007,2008,2009,2010,2102,2103,2104,2105, 2211,2215,2218,2219,2225,2227,2230,2232,2240,2245,2246,2250,2255,2265,2271,2295,2325,2340,2361, 2365,2369,2381,2392,2394,2399,2570,2578,2888,4000 | | | | | | | |
|---|----------------------------------|------------------|------------------|-----------------|------------------|------------------|---------------|
| | | 2009-10 | 2010-11 | 2010-11 Actual | 2010-11 | 2010-11 | 2010-11 |
| | | For 7 months | For 7 months | compared to | Annual | Budget | % of Budget |
| | | ended 01/31/2010 | ended 01/31/2011 | 2009-10 Actual | Budget | Balance | Expended |
| Revenue: | | | | | | | |
| 11110 | Property Taxes Current | 2,512,823 | 2,491,245 | (21,578) | 2,512,823 | 21,578 | 99.14% |
| 11120 | Property Tax 40% | 104,182 | 79,799 | (24,382) | 1,185,795 | 1,105,996 | 6.73% |
| 11140 | Property Tax Delinquent | 147,322 | 135,734 | 0 | 224,559 | 88,825 | 60.44% |
| 11150 | Excess Commission | 3,139 | 7,807 | 4,668 | 3,139 | (4,668) | 248.71% |
| 11160 | Land Redemption | 3,503 | 5,557 | 2,054 | 6,904 | 1,347 | 80.49% |
| 11400 | Penalties/Interest on Tax | 0 | 0 | 0 | 0 | 0 | 0.00% |
| 12800 | In Lieu of Tax | 0 | 0 | 0 | 0 | 0 | 0.00% |
| 12900 | Other Local Non-LEA Revenue | 3,445 | 5,327 | 1,882 | 0 | (5,327) | 0.00% |
| 13120 | Summer School | 0 | 0 | 0 | 0 | 0 | 0.00% |
| 15100 | Interest on Investments | 4,660 | 2,618 | (2,042) | 7,350 | 4,732 | 35.62% |
| 19120 | Other Rent-Land Owned LEA | 3,004 | 3,004 | 0 | 3,004 | 0 | 100.00% |
| 19130 | LEA Bldgs & Facilities | 475 | 850 | 375 | 1,200 | 350 | 70.83% |
| 19516 | Staff Development | 0 | 0 | 0 | 0 | 0 | 0.00% |
| 19800 | Refunds of Prior Yr Expenditures | 6,136 | 7,286 | 1,150 | 1,000 | (6,286) | 728.62% |
| 19900 | Misc Revenue from Local Sources | 24,822 | 61,240 | 36,418 | 34,000 | (27,240) | 180.12% |
| 31101 | State Foundation Funding | 2,155,680 | 2,213,766 | 58,086 | 4,058,571 | 1,844,805 | 54.55% |
| 31102 | Enhanced Educational Fund | 22,230 | 0 | (22,230) | 0 | 0 | 0.00% |
| 31103 | 98% Tax Collection Rate GTD | 0 | 0 | 0 | 96,479 | 96,479 | 0.00% |
| 31460 | Declining Enrollment | 106,585 | 22,737 | (83,848) | 22,737 | 0 | 100.00% |
| 31620 | Supp Millage Incentive | 88,348 | 73,624 | (14,724) | 73,624 | 0 | 100.00% |
| 32227 | College Prep Enrich Pgm | 0 | 0 | 0 | 15,271 | 15,271 | 0.00% |
| 32232 | Alt Learn Prog | 17,631 | 0 | (17,631) | 0 | 0 | 0.00% |
| 32250 | Mentoring Program | 28,437 | 21,393 | (7,043) | 0 | (21,393) | 0.00% |
| 32260 | Act 799 of 2003 Game/Fish | 0 | 6,507 | 6,507 | 5,178 | (1,329) | 125.66% |
| 32310 | Hand Child-Supv/Extend Yr | 1,406 | 0 | (1,406) | 9,696 | 9,696 | 0.00% |
| 32314 | Sp. Ed Ext. Day | 0 | 3,552 | 0 | 0 | (3,552) | 0.00% |
| 32355 | Sp Ed Catastrophic Loss | 0 | 0 | 0 | 25,000 | 25,000 | 0.00% |
| 32361 | G/T Advanced Placement | 300 | 350 | 50 | 300 | (50) | 116.67% |
| 32610 | Ed Services Cooperative | 0 | 0 | 0 | 0 | 0 | 0.00% |
| 32710 | AR Better Chance (ABC) Grant | 200,718 | 202,656 | 1,938 | 288,198 | 85,542 | 70.32% |
| 32912 | General Facilities Funding | 11,252 | 9,377 | (1,875) | 9,377 | 0 | 100.00% |
| 32915 | Debt Service Funding | 19,385 | 21,070 | 1,685 | 40,455 | 19,385 | 52.08% |
| | Total Revenue | 5,465,483 | 5,375,500 | (81,947) | 8,624,659 | 3,249,160 | 62.33% |

Arkansas Department of Education
McGehee School District
Review of General Operating Funds
Expenditures

| General Operating Funds: 1000,1232,1246,1265,2000,2001,2002,2003,2004,2005,2006,2007,2008,2009,2010,2102,2103,2104,2105, 2211,2215,2218,2219,2225,2227,2230,2232,2240,2245,2246,2250,2255,2265,2271,2295,2325,2340,2361, 2365,2369,2381,2392,2394,2399,2570,2578,2888,4000 | | | | | | | |
|---|------------------------------|------------------|------------------|----------------|-----------|-----------|-------------|
| | | 2009-10 | 2010-11 | 2010-11 Actual | 2010-11 | 2010-11 | 2010-11 |
| | | For 7 months | For 7 months | compared to | Annual | Budget | % of Budget |
| Expenditures | | ended 01/31/2010 | ended 01/31/2011 | 2009-10 Actual | Budget | Balance | Expended |
| 60000-62999 | Salaries & Benefits | 3,609,439 | 3,556,970 | (52,469) | 6,750,713 | 3,193,743 | 52.69% |
| Other: | | | | | | | |
| 63310 | Emp train/Dev-Cert | 1,958 | 2,150 | 192 | 7,948 | 5,798 | 27.05% |
| 63320 | Emp train/Dev-CL | 480 | 105 | (375) | 1,350 | 1,245 | 7.78% |
| 63410 | Pupil Services | 14,654 | 18,146 | 3,492 | 52,105 | 33,959 | 34.83% |
| 63445 | Legal-Research/Opinions | 0 | 0 | 0 | 240 | 240 | 0.00% |
| 63590 | Other Technical Services | 5,975 | 1,892 | (4,083) | 4,613 | 2,721 | 41.01% |
| 63900 | Other Purc Prof Tech Serv | 148,807 | 120,761 | (28,046) | 179,664 | 58,903 | 67.21% |
| 64110 | Water/Sewer | 9,905 | 10,586 | 681 | 19,432 | 8,846 | 54.48% |
| 64320 | Tech Repairs/Maint | 0 | 0 | 0 | 0 | 0 | 0.00% |
| 64410 | Land & Bldgs | 4,200 | 4,200 | 0 | 7,200 | 3,000 | 58.33% |
| 64420 | Equip & Vehicles | 0 | 0 | 0 | 1,000 | 1,000 | 0.00% |
| 64500 | Construction Services | 0 | 0 | 0 | 0 | 0 | 0.00% |
| 64900 | Other Purc Property Services | 0 | 0 | 0 | 0 | 0 | 0.00% |
| 65210 | Property Insurance | 0 | 0 | 0 | 50,558 | 50,558 | 0.00% |
| 65220 | Liability Insurance | 5,145 | 4,870 | (275) | 5,145 | 275 | 94.66% |
| 65240 | Fleet Insurance | 0 | 0 | 0 | 13,000 | 13,000 | 0.00% |
| 65250 | Accident Ins for Students | 2,827 | 2,827 | 0 | 3,000 | 173 | 94.23% |
| 65290 | Other Insurance | 25,791 | 27,629 | 1,838 | 33,415 | 5,786 | 82.68% |
| 65310 | Telephone | 8,592 | 2,424 | (6,169) | 11,000 | 8,576 | 22.03% |
| 65320 | Postage | 5,515 | 6,011 | 496 | 20,000 | 13,989 | 30.05% |
| 65400 | Advertising | 1,272 | 825 | (447) | 3,000 | 2,175 | 27.51% |
| 65810 | Travel-CE In Dist | 3,616 | 1,970 | (1,647) | 7,105 | 5,135 | 27.72% |
| 65820 | Trvl CLS In District | 512 | 342 | (170) | 904 | 562 | 37.85% |
| 65870 | Travel Non-Employee | 549 | 868 | 319 | 2,996 | 2,128 | 28.97% |
| 65880 | Meals | 2,360 | 2,802 | 442 | 6,592 | 3,790 | 42.51% |
| 65890 | Lodging | 6,390 | 6,652 | 262 | 14,889 | 8,237 | 44.68% |
| 65900 | Misc Purc Svs | 0 | 0 | 0 | 0 | 0 | 0.00% |
| 66100 | General Supplies | 207,244 | 190,678 | (16,566) | 256,671 | 65,994 | 74.29% |
| 66107 | Equip Un 1000 | 4,126 | 276 | (3,850) | 3,921 | 3,645 | 7.03% |
| 66210 | Natural Gas | 24,396 | 22,378 | (2,018) | 64,000 | 41,622 | 34.97% |
| 66220 | Electricity | 94,054 | 86,986 | (7,068) | 165,500 | 78,514 | 52.56% |
| 66260 | Gasoline/Diesel | 35,768 | 33,995 | (1,773) | 81,500 | 47,505 | 41.71% |
| 66300 | Food | 0 | 767 | 767 | 0 | (767) | 0.00% |
| 66410 | Textbooks | 35,509 | 48,885 | 13,377 | 47,093 | (1,793) | 103.81% |
| 66420 | Library Books | 3,987 | 951 | (3,036) | 10,000 | 9,049 | 9.51% |
| 66430 | Periodicals | 1,729 | 1,729 | 0 | 1,000 | (729) | 172.93% |
| 66510 | Software | 977 | 8,453 | 7,476 | 459 | (7,994) | 1842.27% |
| 66527 | Low Value tech Supplies | 5,059 | 1,068 | (3,990) | 4,848 | 3,780 | 22.03% |
| 67200 | Buildings | 0 | 0 | 0 | 33,757 | 33,757 | 0.00% |
| 67320 | Vehicles | 104,950 | 0 | (104,950) | 0 | 0 | 0.00% |
| 67330 | Furniture & Fixtures | 0 | 0 | 0 | 0 | 0 | 0.00% |
| 67340 | Tech Rel Hardware | 9,256 | 0 | (9,256) | 2,000 | 2,000 | 0.00% |
| 67350 | Technology Software | 0 | 8,850 | 8,850 | 0 | (8,850) | 0.00% |
| 67390 | Other Equip-Over 1000 | 0 | 21,775 | 21,775 | 25,500 | 3,725 | 85.39% |
| 68100 | Dues & Fees | 9,483 | 10,026 | 544 | 16,792 | 6,765 | 59.71% |
| 68300 | Interest | 0 | 0 | 0 | 0 | 0 | 0.00% |
| 68999 | Allocated Charges | 0 | 0 | 0 | 9,760 | 9,760 | 0.00% |
| 68900 | Miscellaneous Expenditure | 0 | 0 | 0 | 0 | 0 | 0.00% |
| 69100 | Redemption of Principal | 0 | 0 | 0 | 0 | 0 | 0.00% |
| 69380 | To Food Service Fund | 0 | 0 | 0 | 20,000 | 20,000 | 0.00% |
| 69400 | Return to State | 0 | 2,997 | 2,997 | 200 | (2,797) | 1498.72% |
| Total Other Exp. | | 785,083 | 654,873 | (130,210) | 1,188,157 | 533,284 | 55.12% |
| Total Expenditures | | 4,394,522 | 4,211,843 | (182,679) | 7,938,870 | 3,727,027 | 53.05% |

Osceola School District
LEA # 4713
Mississippi County

Classified in Fiscal Distress:

April 13, 2009

Fiscal Distress Indicators and Additional Concerns:

* A declining balance determined to jeopardize the fiscal integrity of the school district.

| District Profile: | 2006-07 | 2007-08 | 2008-09 | 2009-10 |
|---------------------------------------|--------------------------|--------------------------|--------------------------|--------------------------|
| Superintendent | Milton Washington | Milton Washington | Milton Washington | Milton Washington |
| 4 QTR ADM | 1,531 | 1,537 | 1,558 | 1,465 |
| Assessment | 65,470,461 | 71,755,660 | 72,599,297 | 71,049,457 |
| Total Mills | 35.30 | 35.30 | 35.30 | 38.20 |
| Total Debt Bond/Non Bond | 6,775,000 | 6,620,000 | 10,390,000 | 10,260,000 |
| Per Pupil Expenditures | 9,198 | 10,132 | 9,389 | 10,529 |
| Personnel-Non-Fed Certified FTE | 140.90 | 141.95 | 132.99 | 125.74 |
| Personnel-Non-Fed Certified Clsrm FTE | 130.81 | 130.81 | 120.97 | 115.23 |
| Avg Salary-Non-Fed Cert FTE | 42,224 | 43,089 | 43,560 | 42,918 |
| Avg Salary-Non-Fed Cert Clsrm FTE | 40,415 | 41,350 | 41,589 | 40,882 |
| Net Legal Balance (Excl Cat & QZAB) | 1,239,688 | 711,540 | *1,236,178.07 | 1,587,735 |

*2008-09 legal balance includes \$700,000 proceeds from sale of land

Total Debt includes Bonded and Non-bonded filed with ADE.

Data Source: Annual Statistical Reports (ASR) and State Aid Notice for school district.

District Actions

Effective for the 2010-11 school year Mr. Mike Cox was named Superintendent.

The District has included the following objectives in their Fiscal Distress Improvement Plan:

2008-09

- Received funds from sale of land held by District
- Reduced transportation expenditures by reducing number of bus routes
- Monitored utility costs
- Reduced transportation expenditures by reducing number of bus routes
- Received funds from sale of one bus and one car held by District

2009-10

- Reduced certified personnel by 4 FTE's through RIF
- Reduced 75% of extended day contracts
- Reduced certified salaries when hiring replacements for open positions
- Continuously monitored utility costs
- Reduced expenditures for security officers by reducing hours 50%
- Reduced staff when possible by monitoring student numbers
- Received funds from sale of five vehicles held by District
- Realigned bus routes

2010-11

- Continuously monitored purchasing and travel
- Eliminate overtime pay
- Reduce expenditures for security officers by transferring costs to grant
- Reduce certified personnel (counselor) by 1/2 FTE through RIF
- Reduce personnel through attrition
- Plans to close East Elementary and move students & staff to West campus (study being done)
- Restructure Debt
- Continuously monitored utility costs

District projected unrestricted legal balance for the 2010-11 school year: \$2,337,051



ARKANSAS DEPARTMENT OF EDUCATION

Dr. Tom W. Kimbrell
Commissioner

February 17, 2011

**State Board
of Education**

Dr. Naccaman Williams
Springdale
Chair

Jim Cooper
Melbourne
Vice Chair

Sherry Burrow
Jonesboro

Brenda Gullett
Fayetteville

Sam Ledbetter
Little Rock

Alice Mahony
El Dorado

Dr. Ben Mays
Clinton

Toyce Newton
Crossett

Vicki Saviers
Little Rock

Osceola School District

Mr. Michael Cox, Superintendent
2750 W. Semmes
Osceola, AR 72370

Dear Mr. Cox:

This letter is to certify that the Osceola School District has completed all activities and strategies as outlined in the District's Fiscal Distress Improvement Plan. The District has also complied with all department recommendations and requirements for removal from Fiscal Distress. The District may now petition the State Board for removal from Fiscal Distress status. The petition should be sent to Ms. Hazel Burnett at the address provided below. The petition will be presented to the State Board at the March 14, 2011 meeting. ADE will recommend the Osceola School District be removed from Fiscal Distress effective March 14, 2011. Please plan to attend this meeting and be prepared to answer any questions the State Board may have concerning your District and its programs.

We congratulate the Osceola School District and encourage continued diligence to sustain this improvement.

Sincerely,

Hazel Burnett,
ADE Coordinator,
Fiscal Distress Accountability and Reporting
Four Capitol Mall, Room 105-C
Little Rock, AR 72201

HB:ddm

Four Capitol Mall
Little Rock, AR
72201-1019
(501) 682-4475
ArkansasEd.org

cc: Dr. Tom Kimbrell, Commissioner
Mr. Tony Wood, Deputy Commissioner
Mr. William J. Goff, Assistant Commissioner

Osceola Public Schools

MEMBER NORTH CENTRAL ASSOCIATION

Board of Education

Terry Cole, President
Shannon Sullivan, Vice President
Sylvester Betcher, Secretary
James Baker
Randy Carney
Ollie Collins
Carroll Smith

Michael Cox, Supt

2750 W. Semmes
P. O. Box 528
Osceola, Arkansas 72370
Phone 870-563-2561
Fax 870-563-2181

February 18, 2011

RECEIVED

FEB 22 2011

**FINANCIAL ACCOUNTABILITY
& REPORTING**

Dr. Tom Kimbrell, Commissioner
Arkansas Department of Education
4 State Capitol Mall, Room 304-A
Little Rock, AR 72201

Dear Dr. Kimbrell and the Arkansas State Board of Education:

On behalf of the Osceola School District and its respective board, I respectfully request that the Osceola School District be removed from "fiscal distress" status.

September 1, 2010, I was hired as superintendent. We have worked diligently to improve our financial status by putting in place an Improvement Plan which includes the following objectives:

- . reduction in staff by reassigning current staff rather than hiring new employees
- . monitor FTE's needed to meet standards before contracts are issued for 2011/2012
- . stringent accountability measures for all employees before spending district funds
- . limit out-of-state travel for employees
- . follow a stringent purchase order system
- . closed a campus.
- . better utilization of federal and special needs funds
- . increased ending balance for 09/10 school year
- . projected increase in ending balance for 10/11 school year
- . positive comments from legislative auditor

This situation has been difficult for our staff, parents and community; however, we have worked together and worked very hard to accomplish our goals which were included in our plan.

The support and direction which was received from the Department was outstanding. I appreciate their efforts and time which was devoted to this district. I must personally thank Ms. Hazel Burnett, and Ms. Alisa Moore for always being there and helping through this process.

I am very excited for the future of Osceola School District both financially and academically.

Sincerely,

Michael H. Cox

Michael H. Cox
Superintendent

**Arkansas Department of Education
Osceola School District
2010-11 General Operating Funds
Budget Summary**

**General Operating Funds: 1000,1010,1232,1240,1244,1246,1365,2000,2001,2002,2010,2065,2217,2218,2232
2246,2250,2255,2271,2365,2392,2394,2995,4000**

**Beginning Balance
1,570,635**

**Revenue
10,812,368**

**Expenditures
10,767,664**

**Projected
Ending
Balance
6/30/2011
1,615,339**

(Does not include Building, Categorical, Federal, Activity and Food Service Funds)

Arkansas Department of Education
Osceola School District
Review of General Operating Funds
Revenue

| General Operating Funds: 1000,1010,1232,1240,1244,1246,1365,2000,2001,2002,2010,2065,2217,2218,2232,2240,2244, 2246,2250,2255,2271,2365,2392,2394,2995,4000 | | | | | | | |
|---|----------------------------------|------------------|------------------|----------------|-------------------|------------------|---------------|
| | | 2009-10 | 2010-11 | 2010-11 Actual | 2010-11 | 2010-11 | 2010-11 |
| | | For 7 months | For 7 months | compared to | Annual | Budget | % of Budget |
| | | ended 01/31/2010 | ended 01/31/2011 | 2009-10 Actual | Budget | Balance | Expended |
| Revenue: | | | | | | | |
| 11110 | Property Taxes Current | 1,585,833 | 1,535,952 | (49,881) | 1,600,000 | 64,048 | 96.00% |
| 11120 | Property Tax 40% | 0 | 0 | 0 | 700,000 | 700,000 | 0.00% |
| 11125 | Property Tax Rel. 40% | 0 | 0 | 0 | 0 | 0 | 0.00% |
| 11140 | Property Tax Delinquent | 46,912 | 47,090 | 178 | 103,000 | 55,910 | 45.72% |
| 11150 | Excess Commission | 35,043 | 37,737 | 2,693 | 37,000 | (737) | 101.99% |
| 11160 | Land Redemption | 22,433 | 62,708 | 40,275 | 53,000 | (9,708) | 118.32% |
| 11400 | Penalties/Interest on Tax | 5,374 | 12,238 | 6,864 | 16,000 | 3,762 | 76.49% |
| 12800 | In Lieu of Tax | 33,436 | 0 | (33,436) | 20,000 | 20,000 | 0.00% |
| 13320 | Summer school | 0 | 0 | 0 | 0 | 0 | 0.00% |
| 15100 | Interest on Investments | 5,389 | 3,641 | (1,748) | 10,000 | 6,359 | 36.41% |
| 15200 | Profits on Building Sales | 0 | 0 | 0 | 0 | 0 | 0.00% |
| 19110 | 16th Section Land Rent | 420 | 0 | (420) | 0 | 0 | 0.00% |
| 19120 | Other Rent-Land Owned LEA | 360 | 360 | 0 | 650 | 290 | 55.38% |
| 19130 | LEA Bldgs & Facilities | 5,130 | 1,640 | (3,490) | 8,000 | 6,360 | 20.50% |
| 19200 | Private Contributions | 0 | 33,380 | 33,380 | 123,943 | 90,563 | 26.93% |
| 19300 | Sales of Supplies & Material | 0 | 0 | 0 | 0 | 0 | 0.00% |
| 19800 | Refunds of Prior Yr Expenditures | 4,116 | 3,664 | (452) | 10,000 | 6,336 | 36.64% |
| 19900 | Misc Revenue from Local Sources | 315 | 3,868 | 3,553 | 30,000 | 26,132 | 12.89% |
| 31101 | State Foundation Funding | 4,045,272 | 3,895,573 | (149,699) | 7,141,888 | 3,246,315 | 54.55% |
| 31102 | Enhanced Educational Fund | 29,754 | 0 | (29,754) | 0 | 0 | 0.00% |
| 31103 | 98% URT | 0 | 0 | 0 | 60,000 | 60,000 | 0.00% |
| 31450 | Student Growth | 0 | 0 | 0 | 0 | 0 | 0.00% |
| 31460 | Declining Enrollment | 0 | 252,484 | 252,484 | 252,484 | 0 | 100.00% |
| 31620 | Supp Millage Incentive | 136,985 | 114,154 | (22,831) | 114,154 | 0 | 100.00% |
| 31900 | Other | 350 | 0 | (350) | 600 | 600 | 0.00% |
| 32232 | Ark School Recognition | 8,274 | 0 | (8,274) | 0 | 0 | 0.00% |
| 32250 | Mentoring Program | 0 | 12,007 | 12,007 | 51,200 | 39,193 | 23.45% |
| 32310 | Hand Child-Supv/Extend Yr | 0 | 0 | 0 | 0 | 0 | 0.00% |
| 32314 | Sp Ed Extended School Year | 16,946 | 17,316 | 370 | 0 | (17,316) | 0.00% |
| 32330 | Non Hand Resid Treatment | 36,660 | 58,698 | 22,038 | 186,000 | 127,302 | 31.56% |
| 32340 | Hand Resident Treatment | 25,500 | 20,053 | (5,447) | 99,000 | 78,947 | 20.26% |
| 32361 | G/T Advanced Placement | 0 | 50 | 50 | 0 | (50) | 0.00% |
| 32710 | AR Better Chance (ABC) Grant | 111,136.00 | 109,949 | (1,187) | 158,390 | 48,441 | 69.42% |
| 32912 | General Facilities Funding | 23,859.00 | 19,883 | (3,976) | 19,883 | 0 | 100.00% |
| 32915 | Debt Service Funding | 0 | 0 | 0 | 0 | 0 | 0.00% |
| 32990 | Other Grants and Aid | 0 | 0 | 0 | 0 | 0 | 0.00% |
| 52600 | Transfer from Federal Grants | 0 | 0 | 0 | 0 | 0 | 0.00% |
| 52900 | Indirect Cost Reimbursement | 0 | 0 | 0 | 17,176 | 17,176 | 0.00% |
| 53400 | Compen-Loss Fixed Assets | 0 | 16,900 | 16,900 | 0 | (16,900) | 0.00% |
| | Total Revenue | 6,179,497 | 6,259,345 | 79,848 | 10,812,368 | 4,553,023 | 57.89% |

Arkansas Department of Education
Osceola School District
Review of General Operating Funds
Expenditures

| General Operating Funds: 1000,1010,1232,1240,1244,1246,1365,2000,2001,2002,2010,2065,2217,2218,2232,2240,2244, 2246,2250,2255,2271,2365,2392,2394,2995,4000 | | | | | | | |
|---|---|---|---|-----------------------------|------------------------------|------------------------------------|--|
| Expenditures | 2009-10 For 7 months ended 01/31/2010 | 2010-11 For 7 months ended 01/31/2011 | 2010-11 Actual compared to 2009-10 Actual | 2010-11 Annual Budget | 2010-11 Budget Balance | 2010-11 % of Budget Expended | |
| 60000-62999 Salaries & Benefits | 3,845,165 | 3,661,043 | (184,122) | 7,811,345 | 4,150,302 | 46.87% | |
| Other: | | | | | | | |
| 63210 Instructional | 0 | 12,214 | 12,214 | 6,000 | (6,214) | 203.57% | |
| 63220 Substitute Teachers | 69,134 | 74,095 | 4,961 | 134,700 | 60,605 | 55.01% | |
| 63230 Consulting - Educational | 0 | 0 | 0 | 0 | 0 | 0.00% | |
| 63240 Student Assessment | 0 | 0 | 0 | 1,000 | 1,000 | 0.00% | |
| 63310 Prof Development | 4,278 | 2,536 | (1,742) | 11,900 | 9,364 | 21.31% | |
| 63320 Prof Development | 1,597 | 2,132 | 535 | 6,920 | 4,788 | 30.81% | |
| 63445 Legal-Research/Opinions | 21,400 | 28,857 | 7,457 | 40,000 | 11,143 | 72.14% | |
| 63450 Purc Svc Medical | 334 | 455 | 121 | 1,000 | 545 | 45.46% | |
| 63460 Information Tech | 14,562 | 14,562 | 0 | 9,000 | (5,562) | 161.79% | |
| 63470 Architectural | 0 | 0 | 0 | 0 | 0 | 0.00% | |
| 63490 Other Professional Services | 9,958 | 7,099 | (2,859) | 9,100 | 2,001 | 78.01% | |
| 63590 Other Technical Services | 975 | 0 | (975) | 0 | 0 | 0.00% | |
| 63900 Other Purc Prof Tech Serv | 8,522 | 13,238 | 4,716 | 30,000 | 16,762 | 44.13% | |
| 64110 Water/Sewer | 0 | 0 | 0 | 0 | 0 | 0.00% | |
| 64210 Disposal/Sanitation | 0 | 0 | 0 | 0 | 0 | 0.00% | |
| 64230 Custodial | 0 | 0 | 0 | 0 | 0 | 0.00% | |
| 64240 Lawn Care | 0 | 0 | 0 | 0 | 0 | 0.00% | |
| 64310 Non-Tech Repairs/Maint | 160,526 | 230,956 | 70,431 | 370,200 | 139,244 | 62.39% | |
| 64320 Tech Repairs/Maint | 0 | 747 | 747 | 8,250 | 7,503 | 9.05% | |
| 64410 Land & Bldgs | 1,330 | 1,693 | 363 | 3,500 | 1,807 | 48.37% | |
| 64420 Equip & Vehicles | 338 | 0 | (338) | 1,000 | 1,000 | 0.00% | |
| 64500 Construction Services | 0 | 0 | 0 | 0 | 0 | 0.00% | |
| 64900 Other Purc Property Services | 8,320 | 8,320 | 0 | 13,000 | 4,680 | 64.00% | |
| 65210 Property Insurance | 93,014 | 97,606 | 4,592 | 97,650 | 44 | 99.95% | |
| 65240 Fleet Insurance | 10,907 | 8,732 | (2,175) | 8,750 | 18 | 99.79% | |
| 65250 Accident Ins for Students | 19,035 | 19,987 | 952 | 19,990 | 3 | 99.98% | |
| 65290 Other Insurance | 689 | 265 | (424) | 6,700 | 6,435 | 3.96% | |
| 65310 Telephone | 58,245 | 11,895 | (46,350) | 36,500 | 24,605 | 32.59% | |
| 65320 Postage | 1,814 | 1,830 | 15 | 3,500 | 1,670 | 52.28% | |
| 65400 Advertising | 3,600 | 5,046 | 1,446 | 10,600 | 5,554 | 47.61% | |
| 65690 Other Tuition | 62,160 | 159,916 | 97,756 | 175,000 | 15,084 | 91.38% | |
| 65700 Food Svcs Management | 57,331 | 19,556 | (37,774) | 0 | (19,556) | 0.00% | |
| 65810 Cert In District | 1,735 | 1,973 | 237 | 6,300 | 4,327 | 31.31% | |
| 65820 Trvl CLS In District | 983 | 984 | 1 | 3,190 | 2,206 | 30.86% | |
| 65821 Grantee | 0 | 1,071 | 1,071 | 2,000 | 929 | 53.55% | |
| 65822 Indistrict | 0 | 204 | 204 | 60 | (144) | 340.37% | |
| 65823 State | 0 | 0 | 0 | 1,000 | 1,000 | 0.00% | |
| 65824 National | 0 | 0 | 0 | 2,000 | 2,000 | 0.00% | |
| 65870 Travel Non-Employee | 2,872 | 4,203 | 1,331 | 13,100 | 8,897 | 32.08% | |
| 65900 Misc Purc Svcs | 0 | 0 | 0 | 0 | 0 | 0.00% | |
| 66100 General Supplies | 226,423 | 243,761 | 17,338 | 412,014 | 168,253 | 59.18% | |
| 66101 Comp Curriculum | 0 | 0 | 0 | 3,805 | 3,805 | 0.00% | |
| 66102 Supplementary Curr | 395 | 963 | 569 | 0 | (963) | 0.00% | |
| 66103 Core Curriculum | 105 | 127 | 23 | 0 | (127) | 0.00% | |
| 66104 Outdoor Play | 0 | 0 | 0 | 2,000 | 2,000 | 0.00% | |
| 66105 Staff Meals | 231 | 470 | 239 | 2,000 | 1,530 | 23.51% | |
| 66107 Low Value Equipment | 6,864 | 0 | (6,864) | 12,600 | 12,600 | 0.00% | |
| 66210 Natural Gas | 44,607 | 40,917 | (3,690) | 127,000 | 86,083 | 32.22% | |
| 66220 Electricity | 204,053 | 223,312 | 19,260 | 364,350 | 141,038 | 61.29% | |
| 66260 Gasoline/Diesel | 22,324 | 18,490 | (3,834) | 53,500 | 35,010 | 34.56% | |
| 66410 Textbooks | 40,980 | 35,524 | (5,456) | 8,500 | (27,024) | 417.93% | |
| 66420 Library Books | 958 | 1,503 | 545 | 4,600 | 3,097 | 32.67% | |
| 66430 Periodicals | 917 | 852 | (65) | 1,550 | 698 | 54.99% | |
| 66440 Audiovisual Materials | 0 | 0 | 0 | 0 | 0 | 0.00% | |
| 66500 Techn Supplies | 747 | 9,867 | 9,120 | 12,000 | 2,133 | 82.22% | |
| 66527 Low Value tech Supplies | 0 | 0 | 0 | 0 | 0 | 0.00% | |
| 66900 Other Supplies & Material | 9,189 | 7,387 | (1,803) | 17,500 | 10,113 | 42.21% | |
| 66901 Other | 0 | 0 | 0 | 100 | 100 | 0.00% | |
| 66902 Incentv | 0 | 0 | 0 | 750 | 750 | 0.00% | |
| 66903 Enrichment | 0 | 1,379 | 1,379 | 6,000 | 4,621 | 22.99% | |
| 67310 Machinery | 0 | 0 | 0 | 0 | 0 | 0.00% | |
| 67320 Vehicles | 0 | 55 | 55 | 0 | (55) | 0.00% | |
| 67330 Furniture & Fixtures | 1,416 | 25,653 | 24,237 | 27,500 | 1,847 | 93.28% | |
| 67340 Equip State | 2,156 | 468 | (1,688) | 3,000 | 2,532 | 15.61% | |
| 67390 Other Equipment | 0 | 0 | 0 | 0 | 0 | 0.00% | |
| 68100 Dues & Fees | 8,777 | 9,721 | 944 | 13,690 | 3,969 | 71.01% | |
| 68300 Interest | 0 | 188,534 | 188,534 | 444,950 | 256,416 | 42.37% | |
| 68830 Property Tax | 1,780 | 272 | (1,508) | 2,000 | 1,728 | 13.61% | |
| 69100 Redemption of Principle | 0.00 | 155,000.00 | 155,000 | 195,000.00 | 40,000 | 79.49% | |
| 69370 To Student Activity Fund | 20,946.00 | 0.00 | (20,946) | 0.00 | 0 | 0.00% | |
| 69380 To Food Service Fund | 119,500.00 | 192,000.00 | 72,500 | 90,000.00 | (102,000) | 213.33% | |
| 69400 Return to State | 13,575.00 | 0.00 | (13,575) | 0.00 | 0 | 0.00% | |
| 69620 Prov 2 Student Meals | 0.00 | 19,485.95 | 19,486 | 120,000.00 | 100,514 | 16.24% | |
| Other Total | 1,339,600.23 | 1,905,914.11 | 566,314 | 2,956,319.00 | 1,050,405 | 64.47% | |
| Total Expense | 5,184,765.10 | 5,566,957.37 | 382,192 | 10,767,664.00 | 5,200,707 | 51.70% | |



ARKANSAS DEPARTMENT OF EDUCATION

Dr. Tom W. Kimbrell
Commissioner

February 23, 2011

State Board
Of Education

Dr. Naccaman Williams
Springdale
Chair

Dr. Ben Mays
Clinton
Vice Chair

Sherry Burrow
Jonesboro

Jim Cooper
Melbourne

Brenda Gullett
Fayetteville

Sam Ledbetter
Little Rock

Alice Mahony
El Dorado

Toyce Newton
Crossett

Vicki Saviers
Little Rock

John Bacon
eSTEM Elementary Public Charter School
112 3rd St
Little Rock, AR 72201

Re: Notice of State Board Meeting

Dear Mr. Bacon,

This letter is to inform you that your request for a hearing regarding eSTEM Elementary Public Charter School will be considered at the State Board of Education's meeting on March 14, 2011. The meeting is scheduled to begin at 9:00 a.m., and will be held in the auditorium of the Arch Ford Education Building at Four Capitol Mall in Little Rock.

Please ensure that you have all the necessary personnel in attendance, as well as all documentation in order to address any questions from the Arkansas State Board of Education concerning your request.

Please feel free to contact the Charter School Office at (501) 683-5313, should you have any questions.

Sincerely,

A handwritten signature in cursive script that reads "Mary Ann Duncan, Ed.D.".

Mary Ann Duncan, Ed.D
Charter Schools, Program Coordinator

MAD/jf

c/c: Jeremy Lasiter, General Counsel



February 22, 2011

Dear Arkansas State Board of Education members,

The eStem Elementary Public Charter School organization respectfully requests an increase in its maximum enrollment from the current cap of 360 students to a new cap of 462 students beginning with the 2011-2012 school year. Since opening in July of 2008, eStem Elementary has maintained enrollment at or near its approved capacity, and with the opening of a second facility within the eStem family of schools in 2010, space is available in the current eStem Elementary facility to serve an additional 102 students in grades K-4.

Through a random, anonymous lottery process for student selection (as outlined in the approved charter), eStem Elementary School continues to be a thriving community of learners consisting of a student population that reflects the diversity of the central Arkansas region. Current student demographics for eStem Elementary School indicate a population that is 45% African-American, 44% Caucasian, 6% Hispanic, and 5% other ethnicities. The school is currently classified as "Achieving" by the Arkansas Department of Education based on the performance of the combined population and all subgroup populations on the 2010 ACTAAP assessments.

There is an extensive pool of students (approximately 1,700) who have applied for admission to eStem Elementary School but for whom a seat is not currently available. Among those students on the current waiting list, the demographic breakdown is as follows: 53% African-American, 38% Caucasian, 3% Hispanic, and 6% other ethnicities. If this request is approved, the additional students will be selected from this pool using a random, anonymous lottery process.

Thank you for your consideration of this request.

Respectfully,

A handwritten signature in black ink, appearing to read 'John Bacon', written over a horizontal line.

John Bacon

Chief Executive Officer



Academic Performance Data for eStem Elementary Public Charter School

Mathematics

| Population | 2009 Percent Prof/Adv with Growth | 2010 Percent Prof/Adv with Growth | Change |
|-------------------------------|--------------------------------------|--------------------------------------|--------|
| Combined | 75.6 | 88.4 | +12.8 |
| African American | 65.6 | 80 | +14.4 |
| Caucasian | 93 | 97.1 | +4.1 |
| Economically Disadvantaged | 67.6 | 81.3 | +13.7 |

Literacy

| Population | 2009 Percent Prof/Adv with Growth | 2010 Percent Prof/Adv with Growth | Change |
|---------------------------------------|--------------------------------------|--------------------------------------|--------------|
| Combined | 71.3 | 85.4 | +14.1 |
| African American | 61.5 | 75.3 | +13.8 |
| Caucasian | 86 | 95.7 | +9.7 |
| Economically Disadvantaged | 60.3 | 75 | +14.7 |



Waiting List Data for eStem Elementary Public Charter School

(as of February 21, 2011)

| | American Indian | African American | Asian | Hispanic | Caucasian | Other | Total |
|-----------------------|-----------------|------------------|-------|----------|-----------|-------|-------|
| Kindergarten | 6 | 127 | 5 | 10 | 105 | | 253 |
| 1 st Grade | 8 | 137 | 9 | 6 | 115 | | 275 |
| 2 nd Grade | 10 | 173 | 23 | 6 | 139 | | 351 |
| 3 rd Grade | 6 | 230 | 11 | 16 | 131 | 5 | 399 |
| 4 th Grade | 6 | 223 | 11 | 14 | 160 | 2 | 416 |
| Total | 36 | 890 | 59 | 52 | 650 | 7 | 1694 |



Osceola Communication Arts and Business School

1425 Ohlendorf Road
Osceola Arkansas 72370
(870)622-0550 ph.
(870)622-0907 fax



March 1, 2011

Dear Members of the State Board of Education:

We last wrote to you on December 21, 2010, in advance of the Osceola Communication, Arts and Business School's (OCABS) appearance in front of you at your January 10, 2011, meeting.

In our previous report to you, we made the following statement:

"We recognize, in reviewing the language of our charter, that OCABS' educational program under the direction of former leadership is not focused in the areas of the representations made in the charter."

When I presented the above thought to you during my appearance before you on January 10, it was obvious that this statement was of concern to you. I want you to know that all of us associated with OCABS understand the gravity of your call for OCABS to appear at your March 14, 2011, meeting and explain the full implications of that statement. We are also aware that you may wish to reexamine previous areas of concern with OCABS from your recent meetings, such as our financial stability.

To that end, my purpose in this report is two-fold. First, to address your specific concerns as to our academic focus, and secondly, to update you on the school as a whole, and what we are doing at OCABS.

I. OCABS' Educational Focus and the Requirements of Its Charter

In our last written submission to you, we included educational statistics from the school districts which adjoin OCABS, so as to better illustrate the need for our educational programs. Your most recent letter to us reminded us that our truest and most honest comparison was to ourselves; that is, the representations that we made to you in 2007 when we submitted our application to you, and you granted us a charter.

Our staff, with (much appreciated) technical assistance from Dr. Mary Ann Duncan, has recently completed an examination of our current operations in relation to our charter's requirements.

March 1, 2011

In looking at our educational program and educational goals, we found some examples of charter requirements that we were not completely fulfilling. The following list includes some of the requirements that merit our continued efforts of support:

- Demonstrate targeted academic grade level growth as outlined in the charter.
- Implement scheduling flexibility.
- Implement self auditing/internal auditing.
- Secure technological capacity.

After identifying these areas, we set out to identify responses to address the areas to bring them into operational compliance. Although some of the areas identified are of importance, many others are areas that can be quickly remedied. We recognized that we needed external assistance to refocus our educational mission on dropout recovery students. We are excited to advise you that we are entering into a partnership with SIA Tech/NEW Corp to provide technical assistance and training to our staff to build our capacity to better attract, teach and serve dropout recovery students. A letter from SIA Tech/NEW Corp's Chief Instructional Officer, Ms. Kris Mallory, is attached to this report. SIA Tech/NEW Corp administrators visited with our administrators on-site at OCABS on Saturday, February 26, 2011, and we expect to soon be in a position to implement practices which will enhance our capacity to provide quality education at all levels in partnership with SIA Tech/NEW Corp.

We are also becoming actively engaged with the Northwest Evaluation Association (NWEA) testing program, and look forward to using its testing and assessment data as a mechanism to improve our test scores and be able to provide more differentiated and individualized instruction to our students.

We wanted, by both our words to you now and in our actions, to renew our commitment to our focus group of students: those students who have "dropped out" of school. Of the seventy-six (76) students currently enrolled at OCABS, only five (5) are out-of-school youth. While not denying our commitment to out-of-school youth, but in embracing our desire to assist underserved student populations of all types, we also wanted to report to you that we also serve thirty (30) students who are at-risk, two (2) students who are parents, nine (9) special education students, three (3) students who are on "504" plans, and one (1) migrant student. Forty-three percent (43%) of our students qualify for free or reduced price meals. Our student population's ethnicity is 68% Caucasian, 28% African-American, 3% Hispanic, and 1% Asian American.

While our charter application was written solely for dropout student recovery, we were advised during the Department's application review process by the Department's legal counsel that we must accept all qualified students, as an open-enrollment public charter school (see attached document). We make this statement not to deny to our focus and mission to provide a quality

March 1, 2011

education for dropout recovery students, but to illustrate that we are also serving those students who are traditionally educationally compromised and underserved.

We also have received a clear report with no citations or probation findings on our Standards of Accreditation review from the Department.

II. Finances and Child Nutrition, etc.

According to the Department's Legal Fund Balance Report, pulled from APSCN, OCABS showed a balance on January 31, 2011 of \$46,189.05.

We understand the importance of a Child Nutrition program at OCABS. Due to recordkeeping issues under previous leadership, it became necessary to voluntarily terminate the Federal Child Nutrition Program. Our staff has had several discussions with Ms. Wanda Shockey, who oversees Child Nutrition for the Department. We have been advised and assured by Ms. Shockey that OCABS is eligible to reapply for a Federal Child Nutrition Program for the 2011-12 school year, and we will be commencing this process before the March 14 meeting. In the interim, OCABS will continue to provide food service for all of its students with the cost being borne by OCABS.

III. Conclusion

After an internal review of our operations and compliance with our charter, we have come up with the following list of actions that we intend to take now, or for the 2011-12 school year, as applicable:

- Seeking a charter management operation partner to take over the operations of the school.
- Reorganizing our governing structure to make the OCBA, Inc. Board of Directors the sole governing Board over OCABS (as approved by the State Board at its January 10 meeting)
- Revise the educational programming to include an active dropout component.
- Re-apply for the Child Nutrition Program for the 2011-12 school year.
- Purchase servers to support the technology needed (Skills Tutor, Plato, etc.) (currently in progress).
- Purchase approved materials with Federal monies (Computers for Title I Lab).
- Utilization of Teach for America to build teacher capacity (Waiver of teacher certification would be needed; would be sought at a later date).
- Student recruitment plan in place for the 2011-12 school year.
- Facilities (Review current layout and plan for growth for the 2011-12 school year).


Letter to State Board of Education

Page 4

March 1, 2011

We believe that we are on course to provide a quality educational choice for students in Osceola and the surrounding areas. We enjoy strong support from our community, and believe we can answer the need in this community to provide what the local school districts cannot. We hope what you read and hear from us conveys that we have listened to what you and the Department have said, and we wish to demonstrate that we are both willing and able to comply with our charter's requirements.

Sincerely,

A handwritten signature in black ink, appearing to read "Ray Cooper", with a long horizontal flourish extending to the right.

Ray Cooper

Director

Osceola Communication, Arts and Business School



2811 Temple Heights Dr. Ste A
Oceanside, CA 92058-3562
P 760.845.1227
F 760.831.3472
www.new-corp.org

17 February 2011

Mr. Ray Cooper
Director, OCABS
1425 Ohlendorf Road
Osceola, AR 72370

Mr. Cooper

Thank you for the additional information you provided today regarding the technical and professional support Osceola Communication, Arts and Business School (OCABS) is seeking from New Education for the Workplace, Inc. (NEWCorp). NEWCorp is the educational management non-profit implementing a charter high school, the School of Integrated Academics and Technologies (SIATech), at the Little Rock Job Corps Center this coming fall. Dr. Linda Dawson, SIATech/NEWCorp Superintendent and Chief Educational Officer, and I are planning to meet with your leadership team, including, minimally, one of your teachers and a member of your governing board, on Saturday, February 26th to discuss details of the support and training SIATech staff will be able to provide OCABS.

It is our understanding that the mission of OCABS, to *provide an academically rigorous college preparatory program for all students*, currently serves approximately seventy-eight (78), 7th thru 12th grade students. The key issues and concerns you have requested SIATech staff to consider providing to OCABS staff and governing board currently include professional development and/or technical assistance in the following areas:

- identifying and recruiting a 'school-dropout' student population
- meeting the social, emotional and academic needs of a highly mobile student population
- providing curriculum and instruction that will motivate and re-engage each student in his/her educational program and dramatically accelerate learning, within a rigorous academic program
- appropriately serve a student population with a high percentage of students in need of specialized student services, specifically, Individual Education Programs (9) and 504 plans (3)
- board governance practices that promote school and student success

Dr. Dawson and I will meet with your team to determine the specific direction and focus of a program review that will *provide data-based recommendations* to guide future directions of the charter school to improve in the specific areas of need identified by current OCABS school leadership. Upon the development of a mutually agreed upon Memorandum of Understanding (MOU), SIATech staff, minimally, will observe, gather data, and provide feedback to school personnel and the governing board,



2811 Temple Heights Dr. Ste A
Oceanside, CA 92058-3582
P 760.845.1227
F 760.631.3472
www.new-corp.org

using staff and student surveys & interviews, focus groups of staff, students and leadership and classroom observations.

We are looking forward to meeting with your team next week to begin comprehensive discussions regarding this process. Please do not hesitate to call if you have any questions, schedule changes or updates to the information you have previously provided.

Respectfully,

Kristin Mallory

Kristin Mallory
Chief Instructional Officer, SIATech/NEWCorp
858.449.8173

**Open Enrollment Charter Application
Osceola Communication, Arts & Business School (OCABS)
Legal Comments**

1. p. 2, Application: The application indicates that the sponsoring entity, Osceola Communication, Business and Arts, Inc., is exempt from taxation under Section 501(c)(3) of the Internal Revenue Code. No proof of 501(c)(3) status was found in the application. A check of the IRS website found no 501(c)(3) status listing for the sponsoring entity.

According to Section 14 of Act 736 of the 2007 Regular Session of the 86th General Assembly, amending Ark. Code Ann. § 6-23-303, a charter applicant must establish the entity's status as a tax-exempt organization under § 501(c)(3) of the Internal Revenue Code of 1986 prior to the first day of its operation with students.

2. p. 16: "OCABS may offer on-line classes for homebound students with on-campus support for students who have responsibilities at home and cannot come to the campus on a regularly [sic; probably should be "regular basis"]."

Section 24 of Act 1420 of the 2007 Regular Session of the 86th General Assembly requires the Department of Education to notify the State Board of Education by July 1, 2007, of the maximum number of students (up to 500) that the State Board of Education shall allow to enroll and attend any open-enrollment charter school that uses internet, long-distance or virtual technology as the primary method of teaching. The State Board of Education has already approved an open-enrollment charter for the maximum number of students permissible under this Act for the Arkansas Virtual School.

3. p. 24: "OCABS enrollment is limited to dropout students, so if the Osceola District claims that the student as [sic; should be "is"] a current OHS student, his/her enrollment form will be declined. The exception may be made if the Osceola School superintendent releases the student to attend OCABS."

Such an enrollment limitation is not in keeping with the requirement of nondiscriminatory admission of students. All children must be given an equal opportunity to attend the charter school. While OCABS may have a "focus" of desiring to assist students who have dropped out of school, it must market its school to all segments of the community.

4. The application indicates that a portion of a former manufacturing plant owned by the City of Osceola will be leased as the school facility. The application states that the facility will comply with all requirements for accessibility in accordance with the Americans with Disabilities Act (ADA) and Individuals with Disabilities Act (IDEA) and all other state and federal laws.

The facility will have to be inspected by the Division of Public School Academic Facilities and Transportation prior to any State Board of Education action on the application. Additionally, local building officials will need to verify the appropriateness of the building's use according to any applicable zoning ordinances, as well as other applicable local and state regulations.

5. **Waivers:**

- a. Ark. Code Ann. § 6-15-902 ("Uniform grading scale"): § 6-15-902 applies to public secondary schools; it may be used by public primary schools. As to grades 9-12 and to the extent that § 6-15-902 is applicable to grades K-8, its use may be waived as to non-core (i.e., elective) courses only.
- b. Ark. Code Ann. § 6-16-124 (Arkansas History -- Required Social Studies Course) "OCABS students should not be required to make this half credit up if they did not take the course in 7th or 8th grade."
 - Such a waiver cannot be granted to the extent it affects high school graduation requirements, accountability and compliance with providing the thirty-eight (38) units of credit. See Ark. Code Ann. § 6-23-401(b).
- c. Ark. Code Ann. §§ 6-20-1401, 6-20-1406 and 6-20-1407 and Section 20.00 of the ADE Rules Governing Standards for Accreditation (concerning approval of building plans and standards for school construction).
 - The requirements imposed by these statutes will not be waived, except as they may relate to owned property versus leased property.



ARKANSAS DEPARTMENT OF EDUCATION

February 23, 2011

Dr. Tom W. Kimbrell
Commissioner

**State Board
of Education**

Dr. Naccaman Williams
Springdale
Chair

Jim Cooper
Melbourne
Vice Chair

Sherry Burrow
Jonesboro

Brenda Gullett
Fayetteville

Sam Ledbetter
Little Rock

Alice Mahony
El Dorado

Dr. Ben Mays
Clinton

Toyce Newton
Crossett

Vicki Saviers
Little Rock

Ms. Jacki Jackson
Little Rock Urban Collegiate Public Charter School for Young Men
6711 W. Markham Street
Little Rock, Arkansas 72205

**Re: Notice of State Board Hearing, March 14, 2011
(Via Certified Mail and Hand Delivery)**

Dear Ms. Jackson:

This letter is to notify you that the State Board of Education will consider an agenda item concerning the Little Rock Urban Collegiate Public Charter School for Young Men (LRUCPC) at the regularly scheduled meeting of the State Board on **March 14, 2011**. The meeting will begin at **9:00 a.m. in the Auditorium of the Arch Ford Education Building, Four Capitol Mall in Little Rock**. Please attend the meeting and bring with you any personnel and documentation necessary for you to address any questions presented by the State Board.

The State Board may consider the possibility of acting on LRUCPC's open-enrollment charter pursuant to Ark. Code Ann. § 6-23-105. The possible actions allowed by the statute include the State Board placing the school on probation, modifying the open-enrollment charter, and revoking the charter. The reasons for this potential action by the State Board include, but are not limited to, the following:

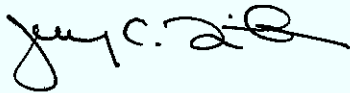
- LRUCPC allegedly failed to satisfy generally accepted accounting standards of fiscal management; and
- LRUCPC allegedly failed to comply with other applicable laws and regulations.

As of January 31, 2011, LRUCPC's unrestricted legal balance was a **negative** \$84,946.57. The charter school had additional unrecorded liabilities totaling \$95,577.89. Additionally, on its July 30, 2010 Student Enrollment Count, LRUCPC reported an enrollment of 596 students, when, according to APSCN, the charter school had an actual enrollment on that date of 297 students.

Information or documents that you wish to submit for the State Board's consideration must be received in my office no later than 12:00 noon on March 4, 2011.

Four Capitol Mall
Little Rock, AR
72201-1019
(501) 682-4475
ArkansasEd.org

Respectfully,

A handwritten signature in black ink, appearing to read "Jeremy C. Lasiter". The signature is fluid and cursive, with a large initial "J" and a stylized "C".

Jeremy C. Lasiter
General Counsel

cc: Dr. Morris Holmes, Superintendent, LRSD
Dr. Charles Hopson, Superintendent, PCSSD
Kenneth Kirspel, Superintendent, NLRSD
Dr. Pat Hoy, LRUCPC Board Member
Russell Oaks, LRUCPC Board Member
Master Richard Anderson, LRUCPC Board Member
Mary Logan, LRUCPC Board Member
Tracey Thomas, LRUCPC Board Member
Ann Hoy, LRUCPC Board Member
Tom W. Kimbrell, Ed.D., Commissioner of Education
Dr. Mary Ann Duncan, Charter School Program Coordinator
Ms. Phyllis Stewart, State Board of Education Liaison

SELECTION CRITERIA: ALL

URBAN COLLEGIATE PUBLIC CHARTER
DETAILED STATEMENT OF CHANGES IN FUND BALANCES
FOR PERIOD 7 OF 11

PAGE NUMBER: 1
MODULE NUM: STATM9AR

As of 1/31/11

| FUND/SF | FUND TITLE | BEG BALANCE | REVENUE | NON-REVENUE | NON-EXPEND | EXPENDITURES | END BALANCE |
|---------------------------|---------------------------|-------------|------------|-------------|------------|--------------|-------------|
| 0001 | DISBURSEMENT FUND | | | | | | |
| TOTAL NO FUND GROUP TITLE | | .00 | .00 | .00 | .00 | .00 | .00 |
| 1000 | TEACHER SALARY FUND | | | | | | |
| 1200 | TEA SALARY | .00 | .00 | .00 | .00 | .00 | .00 |
| 1223 | PROFESSIONAL DEVELOPMENT | -633,712.67 | .00 | .00 | .00 | 95,408.16 | -729,120.83 |
| 1275 | ALT LEARNING | .00 | .00 | .00 | .00 | .00 | .00 |
| 1276 | ENGLISH LANGUAGE LEARNERS | .00 | .00 | .00 | .00 | .00 | .00 |
| 1281 | NSIA | .00 | .00 | .00 | .00 | .00 | .00 |
| TOTAL TEACHER SALARY FUND | | -633,712.67 | .00 | .00 | .00 | 95,408.16 | -729,120.83 |
| 2000 | OPERATING FUND | | | | | | |
| 2001 | BEFORE & AFTER CARE | .00 | .00 | .00 | .00 | .00 | .00 |
| 2002 | WALTON | 17,259.70 | 1,794.61 | .00 | .00 | 194.17 | 18,860.14 |
| 2200 | OP FUND | .00 | .00 | .00 | .00 | .00 | .00 |
| 2223 | PROFESSIONAL DEVELOPMENT | 655,423.36 | 81,591.00 | -7,460.00 | .00 | 104,240.24 | 625,314.12 |
| 2240 | SP ED SUPERVISOR | 11,900.01 | 2,054.00 | .00 | .00 | 375.00 | 13,579.01 |
| 2275 | ALT LEARNING | .00 | .00 | .00 | .00 | .00 | .00 |
| 2276 | ENGLISH LANGUAGE LEARNERS | .00 | .00 | .00 | .00 | .00 | .00 |
| 2281 | NSIA | .00 | .00 | .00 | .00 | .00 | .00 |
| TOTAL OPERATING FUND | | 684,583.07 | 48,443.00 | -7,460.00 | .00 | 104,809.41 | 48,443.00 |
| 3000 | BUILDING FUND | | | | | | |
| TOTAL BUILDING FUND | | .00 | .00 | .00 | .00 | .00 | .00 |
| 4000 | DEBT SERVICE FUND | | | | | | |
| TOTAL DEBT SERVICE FUND | | .00 | .00 | .00 | .00 | .00 | .00 |
| 6501 | TITLE I | .00 | .00 | .00 | .00 | .00 | .00 |
| 6520 | CHAPTER II | .00 | .00 | .00 | .00 | 792.49 | -792.49 |
| 6535 | TITLE VB | 13,539.87 | .00 | .00 | .00 | .00 | 13,539.87 |
| 6700 | VI-B | .00 | .00 | .00 | .00 | .00 | .00 |
| 6702 | VI-B | -18,370.68 | .00 | .00 | .00 | .00 | -18,370.68 |
| 6721 | | -1,518.40 | .00 | .00 | .00 | 2,672.52 | -1,043.20 |
| TOTAL FEDERAL GRANTS FUND | | -6,349.21 | .00 | .00 | .00 | 3,465.01 | -9,814.22 |
| 7000 | ACTIVITY FUND | | | | | | |
| 7001 | PTSA | -188.49 | 2,158.63 | .00 | .00 | 23.00 | 1,947.14 |
| 7002 | FIELDTRIPS | -4,078.41 | 169.15 | .00 | .00 | .00 | -3,909.26 |
| 7003 | PLANNERS/LOCKERS | -1,486.53 | -3,669.00 | .00 | .00 | 17.50 | -5,173.03 |
| 7004 | STUDENT COUNCIL | 2,460.73 | -1,731.10 | .00 | .00 | -38.70 | 768.33 |
| 7005 | YEARBOOK | 243.10 | 148.76 | .00 | .00 | .00 | 391.80 |
| 7010 | FOOTBALL | 88.00 | 56.00 | .00 | .00 | .00 | 144.00 |
| 7011 | BASKETBALL | .00 | 1,401.00 | .00 | .00 | .00 | 1,401.00 |
| 7012 | CHEERLEADERS | 2,367.50 | 2,606.00 | .00 | .00 | 3,272.88 | 1,700.62 |
| 7015 | GYMNASIUM | 388.00 | 56.00 | .00 | .00 | 466.05 | -52.05 |
| TOTAL ACTIVITY FUND | | 1,966.72 | 1,611.91 | .00 | .00 | 905.40 | 2,673.23 |
| 8000 | FOOD SERVICE FUND | 1,760.62 | 2,807.29 | .00 | .00 | 4,676.13 | -108.22 |
| 8200 | FOOD SVC | -15,545.52 | -24,200.84 | .00 | .00 | -39,717.86 | -79,463.18 |
| | | -22,915.65 | 51,928.93 | .00 | .00 | 51,749.76 | -22,736.48 |

ARKANSAS PUBLIC SCHOOL COMPUTER NETWORK
DATE: 02/22/2011
TIME: 11:17:00

URBAN COLLEGIATE PUBLIC CHARTER
DETAILED STATEMENT OF CHANGES IN FUND BALANCES
FOR PERIOD 7 OF 11

SELECTION CRITERIA: ALL

PAGE NUMBER: 2
MODULE NUM: STMTM9AR

| FUND/SF | FUND TITLE | BEG BALANCE | REVENUE | NON-REVENUE | NON-EXPEND | EXPENDITURES | END BALANCE |
|---------|-------------------|-------------|------------|-------------|------------|--------------|-------------|
| 8640 | LUNCH-PER | .00 | .00 | .00 | .00 | .00 | .00 |
| TOTAL | FOOD SERVICE FUND | -38,461.17 | 27,728.03 | .00 | .00 | 12,031.90 | -22,764.98 |
| TOTAL | | 7,820.64 | 164,417.99 | -7,460.00 | .00 | 220,390.61 | -55,611.98 |

ARKANSAS PUBLIC SCHOOL COMPUTER NETWORK
DATE: 02/22/2011
TIME: 11:15:49

SELECTION CRITERIA: ALL

URBAN COLLEGIATE PUBLIC CHARTER
DETAILED STATEMENT OF CHANGES IN FUND BALANCES
FOR PERIOD 8 OF 11

PAGE NUMBER: 1
MODULE NUM: STAT99AR

| FUND/SF | FUND TITLE | BEG BALANCE | REVENUE | NON-REVENUE | NON-EXPEND | EXPENDITURES | END BALANCE |
|---------------------------|---------------------------|-------------|---------|-------------|------------|--------------|-------------|
| 0001 | DISBURSEMENT FUND | .00 | .00 | .00 | .00 | .00 | .00 |
| TOTAL NO FUND GROUP TITLE | | .00 | .00 | .00 | .00 | .00 | .00 |
| 1000 | TEACHER SALARY FUND | .00 | .00 | .00 | .00 | .00 | .00 |
| 1200 | TEA SALARY | -729,120.83 | .00 | .00 | .00 | 46,600.30 | -775,721.13 |
| 1223 | PROFESSIONAL DEVELOPMENT | .00 | .00 | .00 | .00 | .00 | .00 |
| 1275 | ALT LEARNING | .00 | .00 | .00 | .00 | .00 | .00 |
| 1276 | ENGLISH LANGUAGE LEARNERS | .00 | .00 | .00 | .00 | .00 | .00 |
| 1281 | NSLA | .00 | .00 | .00 | .00 | .00 | .00 |
| TOTAL TEACHER SALARY FUND | | -729,120.83 | .00 | .00 | .00 | 46,600.30 | -775,721.13 |
| 2000 | OPERATING FUND | .00 | .00 | .00 | .00 | .00 | .00 |
| 2001 | BEFORE & AFTER CARE | 18,860.14 | .00 | .00 | .00 | .00 | 18,860.14 |
| 2200 | WALTON | .00 | .00 | .00 | .00 | .00 | .00 |
| 2202 | OP FUND | 625,314.12 | .00 | .00 | .00 | .00 | 625,314.12 |
| 2223 | PROFESSIONAL DEVELOPMENT | 13,579.01 | .00 | .00 | .00 | 23,035.63 | 602,278.49 |
| 2240 | SP ED SUPERVISOR | .00 | .00 | .00 | .00 | .00 | .00 |
| 2275 | ALT LEARNING | .00 | .00 | .00 | .00 | .00 | .00 |
| 2276 | ENGLISH LANGUAGE LEARNERS | .00 | .00 | .00 | .00 | .00 | .00 |
| 2281 | NSLA | .00 | .00 | .00 | .00 | .00 | .00 |
| TOTAL OPERATING FUND | | 48,443.00 | .00 | .00 | .00 | .00 | 48,443.00 |
| 3000 | BUILDING FUND | 706,196.27 | .00 | .00 | .00 | 23,035.63 | 683,160.64 |
| TOTAL BUILDING FUND | | .00 | .00 | .00 | .00 | .00 | .00 |
| 4000 | DEBT SERVICE FUND | .00 | .00 | .00 | .00 | .00 | .00 |
| TOTAL DEBT SERVICE FUND | | .00 | .00 | .00 | .00 | .00 | .00 |
| 6501 | TITLE I | -792.49 | .00 | .00 | .00 | 2,585.03 | -3,377.52 |
| 6520 | CHAPTER II | .00 | .00 | .00 | .00 | .00 | .00 |
| 6535 | TITLE VB | 13,539.87 | .00 | .00 | .00 | .00 | 13,539.87 |
| 6700 | VI-B | .00 | .00 | .00 | .00 | .00 | .00 |
| 6702 | VI-B | -21,043.20 | .00 | .00 | .00 | .00 | -21,043.20 |
| 6721 | | -1,518.40 | .00 | .00 | .00 | 1,336.26 | -1,518.40 |
| TOTAL FEDERAL GRANTS FUND | | -9,814.22 | .00 | .00 | .00 | 3,921.29 | -13,735.51 |
| 7000 | ACTIVITY FUND | 1,947.14 | .00 | .00 | .00 | .00 | 1,947.14 |
| 7001 | PTSA | -3,909.26 | .00 | .00 | .00 | .00 | -3,909.26 |
| 7002 | FIELDTRIPS | -5,173.03 | .00 | .00 | .00 | .00 | -5,173.03 |
| 7003 | PLANNERS/LOCKERS | 768.33 | .00 | .00 | .00 | .00 | 768.33 |
| 7004 | STUDENT COUNCIL | 391.80 | .00 | .00 | .00 | .00 | 391.80 |
| 7005 | YEARBOOK | 144.00 | .00 | .00 | .00 | .00 | 144.00 |
| 7010 | FOOTBALL | 1,401.00 | .00 | .00 | .00 | .00 | 1,401.00 |
| 7011 | BASKETBALL | 1,700.62 | .00 | .00 | .00 | .00 | 1,700.62 |
| 7012 | CHEERLEADERS | -52.05 | .00 | .00 | .00 | .00 | -52.05 |
| 7015 | GYMNASIUM | 2,673.23 | .00 | .00 | .00 | .00 | 2,673.23 |
| TOTAL ACTIVITY FUND | | -108.22 | .00 | .00 | .00 | .00 | -108.22 |
| 8000 | FOOD SERVICE FUND | -28.50 | .00 | .00 | .00 | .00 | -28.50 |
| 8200 | FOOD SVC | -22,736.48 | .00 | .00 | .00 | 615.37 | -23,351.85 |

ARKANSAS PUBLIC SCHOOL COMPUTER NETWORK
DATE: 02/22/2011
TIME: 11:15:49
SELECTION CRITERIA: ALL

URBAN COLLEGIATE PUBLIC CHARTER
DETAILED STATEMENT OF CHANGES IN FUND BALANCES
FOR PERIOD 8 OF 11

PAGE NUMBER: 2
MODULE NUM: STAT99AR

| FUND/SF | FUND TITLE | BEG BALANCE | REVENUE | NON-REVENUE | NON-EXPEND | EXPENDITURES | END BALANCE |
|---------|-------------------------|-------------|---------|-------------|------------|--------------|-------------|
| 8640 | LUNCH-PER | .00 | .00 | .00 | .00 | .00 | .00 |
| | TOTAL FOOD SERVICE FUND | -22,764.98 | .00 | .00 | .00 | 615.37 | -23,380.35 |
| | TOTAL | -55,611.98 | .00 | .00 | .00 | 74,172.59 | -129,784.57 |

**LR URBAN COLLEGIATE
FINANCIAL ANALYSIS**

| | Revenue | Expenditures | Balance |
|--------------------------|--------------|--------------|--------------|
| Foundation | 1,843,038.00 | 2,628,978.35 | (785,940.35) |
| Professional Development | 24,648.00 | 3,298.99 | 21,349.01 |
| NSLA | 290,658.00 | 137,781.80 | 152,876.20 |
| Title I | 108,503.25 | 108,503.25 | - |
| PCSP | 144,919.79 | 131,379.92 | 13,539.87 |
| Title II-A | 2,500.00 | 2,500.00 | - |
| Title VI-B | - | 57,258.57 | (57,258.57) |
| Child Nutrition | 79,653.13 | 154,890.53 | (75,237.40) |
| Before/After Care | 20,041.67 | 744.17 | 19,297.50 |
| Activity Fund | 17,325.08 | 17,433.30 | (108.22) |
| Grand Total | 2,610,940.05 | 3,242,768.88 | (631,828.83) |

Note: Foundation expenditures reflect \$95,577.89 in outstanding invoices.

Source of Data: Little Rock Urban Collegiate Public Charter School for Young Men as of February 21, 2011

Jodie Fairchild (ADE)

From: Jodie Fairchild (ADE)
Sent: Thursday, July 22, 2010 3:30 PM
To: [REDACTED]

jackie.jackson@lrucpc.net; jyackson1511@sbcglobal.net; [REDACTED]

Cc: Mary Ann Duncan (ADE)

Importance: High

Attachments: July 30th Student Count Form.doc

Dear Charter Administrators,

Attached you will find the July 30th student count form. Please fill out this form and return it to the Charter School Office as soon as possible after **Friday, July 30, but no later than 12:00 p.m. on Tuesday, August 3rd, 2010.**

Arkansas state laws mandate that all open-enrollment public charter schools submit quarterly attendance reports to the Department of Education:

6-23-402. Enrollment numbers and deadline.

- (a) An open-enrollment public charter school may enroll a number of students not to exceed the number of students specified in its charter.
- (b) (1) Any student enrolling in an open-enrollment public charter school shall enroll in that school by July 30 for the upcoming school year during which the student will be attending the open-enrollment public charter school.
- (2) However, if a student enrolled by July 30 should no longer choose to attend the open-enrollment public charter school, the open-enrollment public charter school may enroll a replacement student.

- (c) Open-enrollment public charter schools shall keep records of attendance in accordance with the law and submit quarterly attendance reports to the Department of Education.

Should you have any questions please feel free to contact the Charter School Office at 501-683-5313.

Jodie Fairchild

Administrative Analyst
Charter School Office
Arkansas Department of Education
Four Capitol Mall, Room 105C
Little Rock, AR 72201
Phone: 501.683.5313

The information in this message is confidential and may be legally privileged. It is intended for the addressee. Access to this message by anyone else is unauthorized. If you are not the intended recipient, any disclosure, copying, or distribution of the message, or any action or omission taken by you in reliance on it, is prohibited and may be unlawful. Please immediately contact the sender if you have received this message in error.

**ARKANSAS DEPARTMENT OF EDUCATION
CHARTER SCHOOL OFFICE
2010-2011**

OPEN-ENROLLMENT PUBLIC CHARTER SCHOOL

Please fill out this form and return it to the Charter School Office as soon as possible after Friday, July 30, but no later than 12:00 p.m. on Tuesday, August 3rd, 2010.

Please keep in mind that this information is crucial to the process of funding for the charter school. Information must be accurate and on time. Forms may be faxed to 501-371-3514.

School Name: Little Rock Urban Collegiate Public Charter School LEA #6051700

Grades served FY 2009-2010: _____ Enrollment CAP FY 2009-2010: _____

Grade Levels FY 2010-2011: K-8th grade Enrollment CAP FY 2010-2011: 696

| FY 2010-2011 Grade Levels: | July 30, 2010 Student Count: |
|-------------------------------|---------------------------------|
| K | 45 |
| 1 st | 45 |
| 2 nd | 45 |
| 3 rd | 60 |
| 4 th | 61 |
| 5 th | 61 |
| 6 th | 93 |
| 7 th | 93 |
| 8 th | 93 |
| | |
| | |
| | |
| | |
| Total | 596 |

RECEIVED
JUL 26 2010

CHARTER SCHOOL OFFICE

Jackie Jackson Title: President
Printed Name

Jackie Jackson Date: 7/23/10
Signature of the person completing form

**LITTLE ROCK URBAN COLLEGI.
702 - LR URBAN COLLEGIATE
ENROLLMENT REPORT
Enrollment Date: Jul 19, 2010**

| Enrollment Count | | 01 | 02 | 03 | 04 | 05 | 06 | 07 | 08 | KF | Race Totals |
|---------------------|--------------------|-----------|-----------|-----------|-----------|-----------|-----------|-----------|-----------|-----------|-------------|
| BLACK | Males | 29 | 35 | 44 | 33 | 21 | 30 | 26 | 16 | 21 | 255 |
| | Gender/Race Totals | 29 | 35 | 44 | 33 | 21 | 30 | 26 | 16 | 21 | 255 |
| TWO OR MORE | Males | 1 | | | | | | | | | 1 |
| | Gender/Race Totals | 1 | | | | | | | | | 1 |
| WHITE | Males | 1 | | | | 2 | | | | 1 | 4 |
| | Gender/Race Totals | 1 | | | | 2 | | | | 1 | 4 |
| Grade Totals | | 31 | 35 | 44 | 33 | 23 | 30 | 26 | 16 | 22 | 260 |

Enrollment as of July 23, 2010: 264

**LITTLE ROCK URBAN COLLEGI.
702 - LR URBAN COLLEGIATE
ENROLLMENT REPORT
Enrollment Date: Jul 30, 2010**

| Enrollment Count | | 01 | 02 | 03 | 04 | 05 | 06 | 07 | 08 | KF | Race Totals |
|---------------------|--------------------|-----------|-----------|-----------|-----------|-----------|-----------|-----------|-----------|-----------|-------------|
| BLACK | Males | 30 | 40 | 55 | 38 | 26 | 30 | 27 | 16 | 28 | 290 |
| | Gender/Race Totals | 30 | 40 | 55 | 38 | 26 | 30 | 27 | 16 | 28 | 290 |
| TWO OR MORE | Males | 1 | | | | | | | | | 1 |
| | Gender/Race Totals | 1 | | | | | | | | | 1 |
| WHITE | Males | | 1 | 1 | | 3 | | | | 1 | 6 |
| | Gender/Race Totals | | 1 | 1 | | 3 | | | | 1 | 6 |
| Grade Totals | | 31 | 41 | 56 | 38 | 29 | 30 | 27 | 16 | 29 | 297 |

Source of Data: Arkansas Public School Computer Network

Run Date of Report: Feb 22, 2011



ARKANSAS DEPARTMENT OF EDUCATION

Dr. Tom W. Kimbrell
Commissioner

March 14, 2011

**State Board
of Education**

Dr. Naccaman Williams
Springdale
Chair

Dr. Ben Mays
Clinton
Vice Chair

Sherry Burrow
Jonesboro

Jim Cooper
Melbourne

Brenda Gullett
Fayetteville

Sam Ledbetter
Little Rock

Alice Mahony
El Dorado

Toyce Newton
Crossett

Vicki Saviers
Little Rock

The Honorable Arne Duncan
Secretary of Education
U.S. Department of Education
400 Maryland Avenue, SW
Washington, DC 20202

Dear Secretary Duncan:

The Arkansas State Board of Education extends sincere appreciation for your extraordinary leadership on behalf of American students and their families.

Arkansas is among the 43 states that have signed onto the Common Core State Standards in English language arts and mathematics. We believe these new standards will set rigorous expectations for student learning that will guide educational improvement throughout our state.

This fall, Arkansas will begin implementing the Common Core Standards in grades K-2. The phase-in of the other grades will not be complete until 2013. In addition, Arkansas is a governing state in the Partnership for Assessment of Readiness for College and Careers (PARCC). As such, we have committed to implementing the new internationally benchmarked assessments by the 2014-15 school year.

These initiatives clearly demonstrate Arkansas's continued commitment to education reform, and I am asking that our state be given flexibility in our accountability plan. Specifically, I ask that our AYP targets be held at their 2011-2012 levels as we fully transition to the Common Core State Standards and implement the new PARCC assessment system.

Transitioning to the new Common Core State Standards and the new assessments will be challenging while still maintaining the current system of content standards and assessments. It would be of tremendous benefit to our state if the accountability targets could remain consistent, yet still challenging. Our 2011-2012 state AYP targets are 85 percent in mathematics for grades K-5; 82.28 percent in grades 6-8; and 82.30 percent in grades 9-12. In literacy the targets are 85.60 percent for grades K-5; 83.80 percent in grades 6-8; and 83.88 percent in grades 9-12. Considering the changes in learning standards and assessments, we believe these targets are fair and challenging.

Again, Arkansas appreciates your leadership and the work you are doing to ensure the reauthorization of the Elementary and Secondary Education Act (ESEA). Knowing it may take time for this legislation to be enacted, we thank you for your consideration of the request for waiver. I look forward to discussing it further with you and/or members of your staff.

Sincerely,

Four Capitol Mall
Little Rock, AR
72201-1019
(501) 682-4475
ArkansasEd.org

Dr. Naccaman Williams, Chairman
Arkansas State Board of Education

*An Equal Opportunity
Employer*