



AGENDA

STATE BOARD OF EDUCATION

April 11, 2011

Arkansas Department of Education

Auditorium, State Education Building

9:00 AM

 [← Back](#)  [Print](#)

Reports

Report-1 Chair's Report

Presenter: Dr. Naccaman Williams

Report-2 Commissioner's Report

Presenter: Dr. Tom Kimbrell

Report-3 National Title I Distinguished School Program

Since 1996, the National Title I Distinguished School Program, a project of the National Title I Association, has honored schools across the country for their innovation in helping Title I populations achieve high educational standards. This provides an opportunity for Title I schools from every state to be publicly recognized for their positive educational achievements. Arkansas selected the following schools to represent our state at the 2011 National Title I Conference in Tampa, Florida for their superior Title I programs in the following categories:

Category 1: School that has exceeded its Adequate Yearly Progress for two or more years:

Eastside Elementary School - Rogers School District

Dr. Janie Darr, Superintendent; Mrs. Robin Wilkerson, Principal; Mrs. Monica Avery, Title I District Coordinator

Category 2: School that has significantly closed the achievement gap between student groups:

Gibbs Albright Elementary School – Newport Special School District

Dr. Larry Bennett, Superintendent and Title I Coordinator; Mr. Allen Blair, Principal

Presenter: Bobby Lester and Dr. Tom Kimbrell

Report-4 Coordinated School Health: School Flu Vaccination Clinics

This presentation will include the impact of school-based flu surveillance in Arkansas and appreciation to the schools for their support and willingness to participate.

Presenter: Laura McDowell and Randy Lee, Director Local Public Health

Consent Agenda

C-1 Minutes: March 14, 2011

Presenter: Phyllis Stewart

C-2 Commitment to Principles of Desegregation Settlement Agreement: Report on the Execution of the Implementation Plan

By the Court Order of December 1, 1993, the Arkansas Department of Education (ADE) is required to file a monthly Project Management Tool (PMT) to the court and the parties to assure its commitment to the Desegregation Plan. This report describes the progress the ADE has made since March 15, 1994, in complying with the provisions of the Implementation Plan (Plan) and itemizes the ADE's progress against the timelines presented in the Plan. The April report summarizes the PMT for March.

Presenter: Dr. Charity Smith and Willie Morris

C-3 Newly Employed, Promotions and Separations

The applicant data from this information is used to compile the Applicant Flow Chart forms for the Affirmative Action Report, which demonstrates the composition of applicants through the selecting, hiring, promoting and terminating process.

Presenter: Beverly Williams and Clemetta Hood

C-4 Report on Waivers to School Districts for Teachers Teaching Out of Area for Longer than Thirty (30) Days, Ark. Code Ann. § 6-17-309

Act 1623 of 2001 requires local school districts to secure a waiver when classrooms are staffed with unlicensed teachers for longer than 30 days. Waiver requests were received from 16 school districts covering a total of 23 teaching positions. Long term substitute waivers were requested from 20 school districts for a total of 24 waivers. None of these requests were from a district in academic distress. These requests have been reviewed, either approved or denied by Department staff and are consistent with program guidelines.

Presenter: Beverly Williams

C-5 Review of Loan and Bond Applications

Pursuant to Arkansas Code Annotated § 6-20-805 and § 6-20-1205, the State Board of Education must approve all Revolving Loan Fund and Commercial Bond applications, with the exception of non-voted refundings of commercial bond issues that meet the minimum savings as required by the Rules and Regulations Governing Loan and Bond Applications, Section 9.02. It is recommended that the State Board of Education review the following: Revolving Loans – 1 School Bus – Recommend Approval - Commercial Bonds – 10 2nd Lien Bond Applications – Recommend Approval; 7 Voted Bond Applications – Recommend Approval.

Presenter: Cindy Hollowell and Amy Woody

C-6 Progress Report on the Status of Districts Classified in Fiscal Distress

Currently five districts are classified by the State Board as being in Fiscal Distress. Department staff conducts on-site visits; reviews district financial improvement plans and financial reports, and works with Fiscal Distress districts on issues specific to the individual districts. The five districts in Fiscal Distress are: Armored, Forrest City, Helena-West Helena, Strong-Huttig, and Yellville-Summit. The Department is requesting the State Board to accept this report in compliance with A.C.A. § 6-20-1908(g), which requires the Department to submit an evaluation on the status of each district in Fiscal Distress every six months.

Presenter: Bill Goff

C-7 Consideration of Recommendation of the Professional Licensure Standards Board for Probation of License for Two (2) Years with Quarterly Reports and a Fine of \$75 for Case #09-042 – Ronald Hart

Per his request, Mr. Hart was granted an evidentiary hearing on November 12, 2010, at which time the recommendation that his license be suspended for one (1) year with a fine of \$100 was modified to the following: The Professional Licensure Standards Board's Subcommittee on Ethics is recommending probation of the teaching license of Ronald Hart for two (2) years, quarterly reports and a fine of \$75 for violation of Standard 1: An educator maintains a professional relationship with each student, both in and outside the classroom and Standard 3: An educator honestly fulfills reporting obligations associated with professional practices.

On December 2, 2010, Mr. Hart and his attorney were notified of the new recommendation. After numerous attempts to contact him by PLSB and his attorney, Mr. Hart has failed to accept this recommendation in the allotted timeline.

The PLSB sub-committee requests the State Board's approval of the two-year probation and a fine of \$75.

Presenter: Michael Smith

C-8 Consideration of Recommendation of the Professional Licensure Standards Board for a Written Warning for Case #10-002 – Clem Bilgischer

Mr. Bilgischer originally requested an evidentiary hearing, but through his attorney has agreed to the attached stipulated agreement and is seeking final approval from the State Board. The Professional Licensure Standards Board's Subcommittee on Ethics is recommending a written warning for Clem Bilgischer for violation of Standard 1: An educator maintains a professional relationship with each student, both in and outside the classroom.

Presenter: Michael Smith

C-9 Consideration of Recommendation of the Professional Licensure Standards Board for a Written Reprimand and fine of \$50 for Case #10-101 – Brenda Taylor

The Professional Licensure Standards Board's Subcommittee on Ethics is recommending a written reprimand and \$50 fine for Brenda Taylor for violation of Standard 1: An educator maintains a professional relationship with each student, both in and outside the classroom.

Presenter: Michael Smith

Action Agenda

A-1 Arkansas Better Chance 2010-11 Funding Recommendation

Pursuant to the authority granted the State Board of Education, DHS/Division of Child Care and Early Childhood Education requests approval of the attached recommendation under the Arkansas Better Chance program.

Presenter: Jamie Morrison

A-2 Consideration for Awarding Waiver Day - Jasper School District

During the 2010-2011 school year, the Jasper School District missed a total of 11 days due to inclement weather. The district proposes to make up 10 of the missed days by using three (3) days of spring break, Good Friday and by adding the remaining days to the end of the school year.

The district is seeking a waiver of one (1) day making the 2010-2011 school year a total of 177 instructional days.

Presenter: Kerry Saylor, Superintendent

A-3 Classification of District in Fiscal Distress - Dermott School District

Pursuant to Ark. Code Ann. §6-20-1905, the Dermott School District received notice by certified mail as being identified by the Arkansas Department of Education for Fiscal Distress status. The identification, recommendation for classification, and any appeal would be presented at the April 11, 2010, State Board meeting. The District was informed at that time they could not incur any future debt obligations without prior written approval from ADE.

The deadline for appeal is April 2, 2011, and no appeal was filed.

The Department recommends that the Dermott School District be classified as being in Fiscal Distress.

Presenter: Bill Goff

A-4 Classification of District in Fiscal Distress - West Side Cleburne County School District

Pursuant to Ark. Code Ann. §6-20-1905, the West Side School District (Cleburne County) received notice by certified mail as being identified by the Arkansas Department of Education for Fiscal Distress status. The identification, recommendation for classification, and any appeal would be presented at the April 11, 2011, State Board meeting. The District was informed at that time they could not incur any future debt obligations without prior written approval from ADE.

The deadline for appeal is March 24, 2011, and no appeal was filed.

The Department recommends that the West Side School District be classified as being in Fiscal Distress.

Presenter: Bill Goff

A-5 Classification of District in Fiscal Distress - Earle School District

Pursuant to Ark. Code Ann. §6-20-1905, the Earle School District received notice by certified mail as being identified by the Arkansas Department of Education for Fiscal Distress status. The identification, recommendation for classification, and any appeal would be presented at the April 11, 2011, State Board meeting. The District was informed at that time they could not incur any future debt obligations without prior written approval from ADE.

Earle filed a letter of appeal. Therefore, the State Board will need to consider the Earle School District's appeal.

The Department recommends that the Earle School District be classified as being in Fiscal Distress.

Presenter: Bill Goff

A-6 Request for District Conversion Charter School Hearing: Little Rock School District-Felder Alternative Learning Academy

The State Board of Education approved the application for Felder Alternative Learning Academy on June 11, 2005. Grades 6-12 are served with a maximum enrollment of 100. The current charter contract for the school goes through June 30, 2011. The Little Rock School District is requesting a hearing before the State Board to surrender their current charter as of June 30, 2011.

Presenter: Dr. Larry Russell

A-7 Request for Open-Enrollment Public Charter School Charter Amendment: LISA Academy

The State Board of Education approved the application for LISA Academy at the April 12, 2004, meeting to the State

Board of Education. Grades 6-12 are served with a maximum enrollment of 600. The entity is requesting a hearing before the State Board to amend their current charter.

Presenter: Dr. Larry Russell

A-8 Consideration of Acceptance of Surrender of Teaching License by Ginger Robbin Garcia

Ginger Robbin Garcia surrendered her teaching license as a part of a plea agreement in Crawford County for theft by deception from the school/district. Her attorney, Greg Alagood, submitted a confirmatory letter from Ms. Garcia surrendering her license. A copy of the criminal judgment is on file in the Professional Licensure Standards Board office.

The Department is requesting a vote of the State Board to accept this surrender of license, a permanent revocation.

Presenter: Beverly Williams and Katherine Donovan,

A-9 Hearing on PLSB Case #09-084 Steven Lynch

In PLSB Case No. 09-084 former Bergman School District coach Steven Lynch is alleged to have violated Standard 1 of the Code of Ethics when he failed to appropriately supervise and discipline students during a basketball camp. The subcommittee recommended a written reprimand and a \$50 fine. Mr. Lynch requested a State Board hearing and is represented by attorney, Marcia Barnes.

Presenter: Katherine Donovan

A-10 Hearing on Waiver Request for Certified Teacher's License – Barbara Flint

Ms. Flint is applying for her initial license. She has a felony theft of public benefits conviction from Faulkner County in August 2002. She is not represented by an attorney.

Presenter: Katherine Donovan

A-11 Consideration of Request to Suspend the Teaching License of Five (5) National Board of Professional Teaching Standards (NBPTS) Candidates Who Owe Money to ADE

As ADE continues to close outstanding NBPTS accounts, several unresolved balances have been discovered. These cannot be waived or closed without the approval of the State Board. All of these are several years old and need to be resolved. The teaching license status of one (1) of these individuals is listed as current (teaching out of state), while the other four (4) educators have recently expired licenses--Sam Davis, \$2,450 from 2005;

Glenda Formby, \$2,300 from 2004; Teresa Garrett, \$2,668 from 2007; Michael Holcomb, \$2,444 from 2001; Lamarcia Miller, \$2,435 from 2003.

As provided in Ark. Code Ann. § 6-17-413 (b) (3), the State Board of Education may suspend the Arkansas teacher's license of any person that fails, when required to do so, to repay moneys contributed by the Department for the certification program of the national board. All of these candidates were unsuccessful in completing the program and according to A.C.A. § 6-17-413 (b)(3) are required to repay the Department.

All efforts to contact these people and secure repayment have been unsuccessful. Therefore, the Office of Teacher Quality requests suspension of the above referenced teachers' licenses until such time as the fees owed have been repaid. An APSCN search indicated that three educators are presently employed in an Arkansas public school; therefore, the request is that June 1, 2011, be the effective date for the suspensions.

Presenter: Beverly Williams

A-12**Consideration of New Praxis II Cut Scores in Art and Principles of Learning and Teaching (PLT) to be Effective September 1, 2011**

Recommendation of new Praxis II Assessments and appropriate cut scores are as follows:

- 1) *Art Content Knowledge exam (#0134) with a recommended cut score of 158. This exam replaces exam #0133.*
- 2) *Art Content and Analysis exam (#0135) with a recommended cut score of 161. This exam replaces exams #0131 and #0132.*
- 3) *PLT: Early Childhood exam (#0621) with a recommended cut score of 157. This exam replaces exam #0521.*
- 4) *PLT: Grades 5-9 exam (#0623) with a recommended cut score of 160. This exam replaces exam #0523.*
- 5) *PLT Grades 7-12 exam (#0624) with a recommended cut score of 157. This exam replaces exam #0524.*

Educational Testing Service will begin the administration of these new Praxis II exams fall of 2011. Therefore, the recommended effective date for all five exams is September 1, 2011.

Presenter: *Beverly Williams*

A-13**Consideration of Waiver Requests for Licensure Purposes of Teachers Assisting in the Development of the Praxis II Examination for Instructional Facilitators**

ADE Professional Licensure Office is requesting a waiver from testing for the eleven (11) Arkansas teachers who helped in the development of the Praxis II examination for instructional facilitators.

Per Rick Tannenbaum, Research Director at Educational Testing Service (ETS), the following rationale was provided: There were no other “already licensed” individuals to participate in the development of this test because it is a new licensure area which meant individuals had to be identified who had completed all the other requirements to assist in test development.

- A) *Therefore, if these teachers took the exam the decision applied to a person’s test score would be invalid.*
- B) *If a test taker has prior exposure, through writing or reviewing items, the strength of that exam is weakened. There is also a question of fairness since test takers who have had previous exposure to the items are advantaged over those test takers who have never seen the items on the form.*

ETS has determined that both these issues weaken the defensibility of the licensure decision and that the teachers who assisted in the writing of this exam should be exempt from taking the exam for licensure purposes.

This information was shared with the Professional Licensure Standards Board at its regular monthly meeting on March 11, 2011. The Board, by unanimous vote, supported the waiver of testing for those individuals involved in the test development.

Presenter: *Beverly Williams*

Reports

Report-1 **Request to Address the Board: Unifying Voices for Quality Education**

This group has asked to be placed on the agenda to address the State Board regarding their concerns with the Helena-West Helena School District.

Presenter: Naomi Cottoms

Minutes
State Board of Education Meeting
Monday, March 14, 2011

The State Board of Education met Monday, March 14, 2011, in the auditorium of the Department of Education building. Dr. Naccaman Williams, Chairman, called the meeting to order at 9 a.m.

Present: Dr. Naccaman Williams, Chairman; Sherry Burrow; Jim Cooper (arrived at 9:50 a.m.); Brenda Gullett; Sam Ledbetter; Alice Mahony; Vicki Saviers; Toyce Newton; Dr. Tom Kimbrell, Commissioner; and Vandy Nash, Arkansas Teacher of the Year

Absent: Dr. Ben Mays, Vice-Chair

Reports

Chair's Report:

Ms. Gullett reported she would be attending the NASBE/CCSSO Conference later in the month and would participate in a lengthy discussion with Secretary Arne Duncan.

Ms. Mahony extended congratulations to the Sparkman High School seniors who would benefit from the recently established Sparkman Scholarship Program. She also reported having attended a conference in Bossier City, LA regarding digital forensics.

Commissioner's Report:

Dr. Kimbrell said the General Assembly is in the waning days of a busy session, taking up a string of weighty issues. He stated he and the staff were analyzing the many bills to be debated and voted.

Consent Agenda

Ms. Mahony moved, seconded by Ms. Gullett, approval of the Consent Agenda. The motion carried unanimously.

Items included in the Consent Agenda:

- Minutes of the February 14, 2011, Board Meeting
- Commitment to Principles of Desegregation Settlement Agreement: Report on the Execution of the Implementation Plan
- Newly Employed, Promotions and Separations

- Waivers to School Districts for Teachers Teaching Out of Area for Longer than 30 Days
- Sanctions for Teachers as Recommended by the Professional Licensure Standards Board
 - Mackenzie Kay Wilson Tallman
 - Robert Alan Almond
 - Brandy Mullikin
 - Carole Anne Anderson
 - Misty Dawn Curran
 - Christina Aileen Nixon
 - Karen Sue Holland
 - Tyron Keith Varnell

Action Agenda

(Complete records of the hearings are available in the State Board office.)

Jeremy Lasiter, General Counsel, provided conditions under which school districts could be granted waivers of the 178-day requirement.

Consideration for Awarding Waiver Days – Cedar Ridge School District

Superintendent Ann Webb presented a proposal that included extending the school day to make up days missed due to inclement weather.

Board members were hesitant to set a precedent for using extended hours to make up missed days.

Commissioner Kimbrell said permitting longer school hours to compensate for missed days could allow school districts that normally operate an instructional day of more than the required six hours argue that they shouldn't have to make up missed days. He suggested a review of all standards could help with better school operations.

Ms. Newton moved, seconded by Ms. Saviers, to deny the request. The motion carried. Ms. Mahony voted no.

Consideration for Awarding Waiver Days – Deer/Mt. Judea School District

Richard Denniston, Superintendent at Deer/Mt. Judea, reported the Deer campus in his district missed 12 days due to inclement weather while the campus at Mt. Judea missed a total of 13 days. He said the district would make up 10 days by using spring break and the five days built into the calendar. Mr. Denniston requested a two-day waiver for Deer and a three-day waiver for Mt. Judea.

Ms. Mahony moved, seconded by Ms. Gullett, to grant the two-day waiver at Deer and the three-day waiver at Mt. Judea. The motion carried unanimously.

Consideration for Awarding Waiver Days – Elkins School District

Superintendent Megan Witonski asked the Board to allow the Elkins School District to add 45 minutes to the school day for a period of time to make up two of the twelve days missed due to inclement weather.

Ms. Mahony moved, seconded by Ms. Burrow, to deny the waiver. The motion carried unanimously.

Mr. Ledbetter moved, seconded by Ms. Newton, to expunge the vote. The motion carried unanimously.

Mr. Ledbetter moved, seconded by Ms. Mahony, to deny the request to extend the school day, but granted the district a two-day waiver. The motion carried unanimously.

Consideration for Awarding Waiver Days – Fayetteville School District

The Fayetteville School District requested a waiver to extend the school day one hour for 18 days to make up a portion of the 10 days missed due to inclement weather.

Ms. Burrow moved, seconded by Mr. Ledbetter, to deny the waiver. The motion carried unanimously.

Consideration for Awarding Waiver Days – Ozark Mountain School District

Joe Hulsey, Superintendent at Ozark Mountain School District, requested a waiver to extend the school day 45 minutes for 16 days to make up two of the 12 days missed due to inclement weather.

Ms. Mahony moved, seconded by Ms. Newton, to deny the request to extend the school day, but granted the district a two-day waiver. The motion carried unanimously.

Consideration of the Removal of Mansfield School District from Fiscal Distress Classification Effective March 14, 2011

Bill Goff, Assistant Commissioner for Fiscal Services, reported the Mansfield School District had met all criteria for being removed from fiscal distress.

Ms. Gullett moved, seconded by Ms. Saviers, to approve the removal of Mansfield School District from fiscal distress classification. The motion carried unanimously.

Consideration of the Removal of McGehee School District from Fiscal Distress Classification Effective March 14, 2011

Bill Goff, Assistant Commissioner for Fiscal Services, reported the McGehee School District had met all criteria for being removed from fiscal distress.

Ms. Newton moved, seconded by Ms. Mahony, to approve the removal of McGehee School District from fiscal distress classification. The motion carried unanimously.

Consideration of the Removal of Osceola School District from Fiscal Distress Classification Effective March 14, 2011

Bill Goff, Assistant Commissioner for Fiscal Services, reported the Osceola School District had met all criteria for being removed from fiscal distress.

Mr. Cooper moved, seconded by Ms. Burrow, to approve the removal of Osceola School District from fiscal distress classification. The motion carried unanimously.

Request for Open Enrollment Public Charter School Charter Amendment: eStem Elementary Public Charter School

John Bacon, e-Stem Executive Director, presented a proposal to amend the charter of the eStem Elementary to increase the maximum enrollment from 360 to 462 students.

Chris Heller, an attorney for the Little Rock School District, argued against the increase. Mr. Heller said, as part of Little Rock's case against the state, he had requested information showing whether the students who attend charter schools in Pulaski County previously attended magnet schools or participated in majority-to-minority programs in the traditional public schools in Pulaski County. He said the information had not been provided.

Board members indicated an interest in seeing the information and requested Department employees to provide the report.

Ms. Saviers moved, seconded by Ms. Burrow, to approve the request to expand the enrollment cap. The motion carried six to one in a roll call vote.

Burrow-yes
Gullett-no
Ledbetter-yes
Mahony-yes

Cooper-yes
Saviers-yes
Newton-yes

Review of Open Enrollment Public Charter School: Osceola Communication, Arts and Business School, Osceola, AR

Ray Cooper, Director of the Osceola Communications, Arts and Business School, asked the Board for a year to refocus the school on helping former dropouts up to age 22 obtain diplomas. Mr. Cooper said the school was partnering with SIA-Tech, a national organization that provides education programs at federally funded centers, to refine its program.

Board members acknowledged the community should be afforded options. They suggested the school needed a restart.

Mr. Ledbetter moved, seconded by Ms. Gullett, to revoke the charter effective at the end of the school year. The motion carried unanimously.

Review of Open Enrollment Public Charter School: Little Rock Urban Collegiate Public Charter School for Young Men

Bill Goff reported that UCPC was projected to end the school year with an illegal budget deficit of \$253,647. He said the school had approximately \$5,000 in the bank and a payroll of more than \$70,000 to make.

In July, the school reported an enrollment of 596 students when the actual enrollment on that date was 297 students. The inflated enrollment numbers allowed the school to receive more funds than it was due.

Jackie Jackson, Founder and Executive Director of UCPC, said the school could make the payroll by drawing on a line of credit. She also said the school could erase part of the projected deficit with federal funds due the school. Ms. Jackson said school leaders planned to seek grants and conduct fundraisers.

Several parents spoke in support of the school. They said their children were having positive learning experiences and asked that the school be allowed to remain open.

Dr. Kimbrell expressed grave concern with the debt for the current year and the improbable financial stability in 2011-2012.

Ms. Gullett moved, seconded by Ms. Mahony, to revoke the charter of UCPC immediately. The motion carried unanimously.

Consideration of Request to U.S. Department of Education for Waiver of Adequate Yearly Progress

Commissioner Kimbrell explained the challenge the state's schools would have transitioning to the Common Core State Standards and a new assessment system while maintaining the current content standards and assessments. He asked the Board to approve a request to the U.S. Department of Education for a waiver of Adequate Yearly Progress. Specifically, the state requested that AYP targets be held at the 2011-2012 levels until the complete transition to the new standards and implementation of the new assessments.

Mr. Cooper moved, seconded by Ms. Saviers, to request the waiver. The motion carried unanimously.

Hearing on Waiver Request for Certified Teacher's License-Lucille Richardson

PLSB Attorney Katherine Donovan reported that Lucille Richardson had been issued an Arkansas teacher license by reciprocity based upon her active licensure in Tennessee in 2006. Upon review of her application for renewal, the Department discovered Ms. Richardson's Tennessee license was revoked in September 2008 after a final order from the Tennessee Department of Children's Servicing finding her to be a perpetrator of child abuse against a thirteen-year-old autistic student.

Ms. Richardson said she was never informed her Tennessee license was revoked; and, therefore, did not falsify information on her application renewal form. She stated she had taught in the West Memphis School District for the past five years.

Mr. Ledbetter moved, seconded by Ms. Saviers, to deny Lucille Richardson's application for the renewal of her teacher license. The motion carried.

Adjournment

The meeting adjourned at 2:55 p.m.

These minutes were recorded by Phyllis Stewart.

ADE'S PROJECT MANAGEMENT TOOL EXECUTIVE SUMMARY
MARCH 31, 2011

This document summarizes the progress that ADE has made in complying with the provisions of the Implementation Plan during the month of March 2011.

IMPLEMENTATION PHASE ACTIVITY

I. Financial Obligations

- A. As of February 28, 2011, State Foundation Funding payments paid for FY 10/11 totaled \$37,189,887 to LRSD, \$22,772,267 to NLRSD, and \$28,199,412 to PCSSD.
- B. As of February 28, 2011, the Magnet Operational Charge paid for FY 10/11 totaled \$9,684,790. The allotment for FY 10/11 was \$15,051,190.
- C. As of February 28, 2011, the M-to-M incentive checks paid for FY 10/11 totaled \$2,943,114 to LRSD, \$3,593,346 to NLRSD, and \$6,286,998 to PCSSD.
- D. ADE pays districts three equal installments each year for their transportation budgets.
 - 1. In September 2010, General Finance made the last one-third payment to the Districts for their FY 09/10 transportation budget. As of September 30, 2010, transportation payments for FY 09/10 totaled \$4,054,730.00 to LRSD, \$1,471,255.67 to NLRSD, and \$2,544,356.20 to PCSSD.
 - 2. In September 2010, General Finance made the first one-third payment to the Districts for their FY 10/11 transportation budget. As of September 30, 2010, transportation payments for FY 10/11 totaled \$1,354,368.33 to LRSD, \$510,218.13 to NLRSD, and \$905,109.15 to PCSSD.
 - 3. In February 2011, General Finance made the second one-third payment to the Districts for their FY 10/11 transportation budget. As of February 28, 2011, transportation payments for FY 10/11 totaled \$2,708,736.66 to LRSD, \$1,020,436.26 to NLRSD, and \$1,810,218.30 to PCSSD.
- E. Bids were opened on May 7, 2010 for sixteen Magnet and M-to-M buses. The low bid was by Diamond State Bus Sales for a total of \$1,135,960. There are fourteen 65 passenger buses at \$71,210 per unit and two 47 passenger units at \$69,510 per unit. Little Rock will get 8 - 65 passenger buses. Pulaski County Special will get 4 - 65 passenger buses and 2 - 47 passenger buses. North Little Rock will get 2 - 65 passenger buses. In September 2010, 16 new Magnet and M-to-M buses were delivered to the districts in Pulaski County. Finance paid Diamond States Bus Sales \$1,135,960.
- F. In July 2010, Finance paid the Magnet Review Committee \$92,500. This was the total amount due for FY10/11.
- G. In July 2010, Finance paid the Office of Desegregation Monitoring \$200,000. This was the total amount due for FY 10/11.

II. Monitoring Compensatory Education

On January 13, 2011, the ADE Implementation Phase Working Group met to review the Implementation Phase activities for the previous quarter. Mr. Willie Morris, ADE Lead Planner for Desegregation, updated the group on all relevant desegregation issues. Mr. Mark White from ADE Legal Services said that U.S. District Judge Brian Miller is considering the information that was presented in the desegregation unitary status hearings for the North Little Rock School District and the Pulaski County Special School District. He also stated that the Little Rock School District had requested information about individual students that cannot be released because of Federal student privacy regulations. Little Rock School District Superintendent Linda Watson resigned. The Little Rock School Board chose Morris Holmes as the interim superintendent. Facility plans by the Pulaski County Special School District to close several schools caused concerns by parents in the district. The plan included closing Robinson High School and sending students to Maumelle High School. Closing College Station Elementary was also part of the plan.

III. A Petition for Election for LRSD will be Supported Should a Millage be Required

Ongoing. All court pleadings are monitored monthly.

IV. Repeal Statutes and Regulations that Impede Desegregation

In July 2007, the ADE sent letters to the school districts in Pulaski County asking if there were any new laws or regulations that may impede desegregation. The districts were asked to review laws passed during the 86th Legislative Session, and any new ADE rules or regulations.

V. Commitment to Principles

On March 14, 2011, the Arkansas State Board of Education reviewed and approved the PMT and its executive summary for the month of February.

VI. Remediation

The Arkansas Department of Education (ADE) conducted a webinar on February 24, 2011, to train for administration of the English Language Development Assessment (ELDA).

The ADE conducted a webinar on February 25, 2011, to train district personnel on technology requirements for administration of the online Algebra I retest.

District test coordinator training for the administration of the spring ACTAAP exams was held on March 3, 2011 at the ADE.

VII. Test Validation

On February 12, 2001, the ADE Director provided the State Board of Education with a special update on desegregation activities.

VIII. In-Service Training

On February 18, 2011, ADE staff conducted Instructional Facilitator Training in the PCSSD Administration Building Board Room. Instructional Facilitators were taught two types of learning (mechanical and metaphorical), and the appropriate thinking device, effective questioning, collaborative learning structures to support each type of learning and the importance of aligning challenging assignments to the needs of the learners.

VIII. In-Service Training (Continued)

On February 22, 2011, Jim Knight Instructional Facilitating Training was conducted at Oak Grove High School in the PCSSD. The secondary instructional facilitators observed a secondary art teacher's classroom. The instructional facilitators used a questioning tool to collect data on the type, kind, and level of questions the teacher asked. After the observation, the instructional facilitators analyzed the data and made recommendations about how the teacher could improve her questioning of students.

On March 9, 2011, ADE staff facilitated professional development for Instructional Facilitators at Northwood Middle School in the PCSSD. Secondary Literacy Instructional Facilitators practiced collecting data on the use of a Learning Map while observing a 7th grade English Language Arts Class at Northwood Middle School. After the observation, the Instructional Facilitators debriefed the observation and examined the collected data.

IX. Recruitment of Minority Teachers

In December 2010, the ADE Office of Professional Licensure sent a request to the three Pulaski County school districts asking for a list of anticipated teacher shortage areas by grade and subject.

During the month of December 2010, the ADE Office of Professional Licensure contacted all institutions of higher education with teacher education programs requesting a listing of minority graduates for the fall of 2010.

In December 2010, the ADE Professional Licensure Unit contacted all Pulaski County school districts asking for a statement evaluating the effectiveness of ADE minority recruitment assistance.

X. Financial Assistance to Minority Teacher Candidates

Ms. Tara Smith of the Arkansas Department of Higher Education reported minority scholarships for Fiscal Year 2009-2010 on February 24, 2010. These included the State Teacher Assistance Resource (STAR) Program, the Minority Teacher Scholars (MTS) Program, and the Minority Masters Fellows (MMF) Program. The scholarship awards are as follows:

A.	STAR	Male	Male	Female	Female	Total	Total
	Race	Count	Award	Count	Award	Count	Award
	White	38	156,000	175	716,000	213	872,000
	Black	2	6,000	19	78,000	21	84,000
	Hispanic			3	15,000	3	15,000
	Other			2	12,000	2	12,000
	Totals	40	162,000	199	821,000	239	983,000
B.	MTS	Male	Male	Female	Female	Total	Total
	Race	Count	Award	Count	Award	Count	Award
	Black	5	22,500	30	129,544	35	152,044
	Hispanic			1	2,500	1	2,500
	Asian			1	5,000	1	5,000
	Native Amer						
	Totals	5	22,500	32	137,044	37	159,544
C.	MMF	Male	Male	Female	Female	Total	Total
	Race	Count	Award	Count	Award	Count	Award
	Black	8	38,750	33	142,500	41	181,250
	Hispanic			2	7,500	2	7,500
	Asian			2	2,500	2	2,500
	Native Amer			1	1,250	1	1,250
	Other						
	Totals	8	38,750	38	153,750	46	192,500

XI. Minority Recruitment of ADE Staff

The MRC met on November 3, 2010 at the ADE. A report was presented at the meeting that showed ADE employees in grades C121 to C129 by race and section for the quarter ending September 30, 2010. A graph was also presented that showed the percentage of black, white and other employees for the ADE as a whole and by division. During the quarter ending September 30, 2010, the following three groups met the Desegregation Agreement target of 25% black: Central Administration, Academic Accountability, and Research & Technology. The ADE as a whole was 21% black.

XII. School Construction

This goal is completed. No additional reporting is required.

XIII. Assist PCSSD

Goal completed as of June 1995.

XIV. Scattered Site Housing

This goal is completed. No additional reporting is required.

XV. Standardized Test Selection to Determine Loan Forgiveness

Goal completed as of March 2001.

XVI. Monitor School Improvement Plans

On February 22, 2011, ADE staff held a Smart Accountability Meeting with Little Rock School District Leadership at the Geyer Springs Elementary Library. ADE staff stated that as a district starts an initiative, the evaluative measure should be known up front and the points at which it will be measured. They also mentioned that page 80 of the Arkansas Department of Education Professional Development Toolkit talks about setting measurable goals for professional development and how those goals can be written into an action plan. By using Root Cause Analysis, districts will know how to analyze the data. Then leadership team structures should be formed and put into place. Examination of Response to Intervention will look for solid core instruction and effective intervention services. The interventions being put in place in the buildings should be differentiated according to level and the subpopulation that caused the school to be placed in school improvement.

On February 25, 2011, the ADE Smart Accountability State Specialty Team met with leadership of the North Little Rock School District in the NLRSD Administration Building. ADE staff discussed the district's progress in working with their schools that are in Year 3 and beyond of School Improvement. District actions and professional development needs were examined and the most effective ways to accomplish district goals were discussed.

On February 25, 2011, the ADE Smart Accountability State Specialty Team met with PCSSD staff at the District Leadership Team Meeting at the district central office. ADE shared an example of a district that is setting intermediate goals each quarter and checking each quarter to see what adjustments need to be made to keep students on track for the ultimate goal of student achievement. The teachers share with each other their transparency of practice. They are ready to begin visiting other schools and districts to share information. Sharing successful strategies with other districts will strengthen the collaborators practices. The ADE is working to help PCSSD schools make achieving status and close the achievement gap. Goals will be achieved by supporting a data-driven leadership structure with effective communication flow, strong core Instruction and targeted Interventions. ADE staff encouraged the district to work toward a common understanding of the role of Instructional Facilitators. They also encouraged the district to set smart goals to evaluate the success of the interventions in the ACSIP Plan.

XVII. Data Collection

The ADE Office of Public School Academic Accountability has released the 2009 Arkansas School Performance Report (Report Card). The purpose of the Arkansas School Performance Report is to generally improve public school accountability, to provide benchmarks for measuring individual school improvement, and to empower parents and guardians of children enrolled in Arkansas public schools by providing them with the information to judge the quality of their schools. The Department of Education annually publishes a school performance report for each individual public school in the state, and distributes the report to every parent or guardian of a child in kindergarten through grade twelve (K-12) in the public schools of Arkansas.

XVIII. Work with the Parties and ODM to Develop Proposed Revisions to ADE's Monitoring and Reporting Obligations

On July 10, 2002, the ADE held a Desegregation Monitoring and Assistance Plan meeting for the three school districts in Pulaski County. Mr. Willie Morris, ADE Lead Planner for Desegregation, presented information on the No Child Left Behind Act of 2001. A letter from U.S. Secretary of Education, Rod Paige, was discussed. It stated that school districts that are subject to a desegregation plan are not exempt from the public school choice requirements. "If a desegregation plan forbids the school district from offering any transfer option, the school district should secure appropriate changes to the plan to permit compliance with the public school choice requirements". Schools in Arkansas have not yet been designated "Identified for Improvement". After a school has been "Identified for Improvement", it must make "adequate yearly progress". Schools that fail to meet the definition of "adequate yearly progress", for two consecutive years, must provide public school choice and supplemental education services. A court decision regarding the LRSD Unitary Status is expected soon. The LRSD and the NLRSD attended the meeting. The next meeting about the Desegregation Monitoring and Assistance Plan will be held in August, 2002, after school starts.

NEWLY EMPLOYED FOR THE PERIOD OF February 19 – March 18, 2011

Seth Blomeley – ADE Director of Communications, Grade N904, Division of Central Administration, Communications, effective 02/28/11.

Teresa DeLuca – Administrative Specialist III, Grade C112, Division of Fiscal and Administrative Services, Child Nutrition, effective 03/07/11.

*Toya Herndon – Administrative Specialist III, Grade C112, Division of Human Resources/Licensure, Teacher Quality, effective 02/22/11.

Phillip May – ADE Area Project Manager, Grade C123, Division of Public School Academic Facilities and Transportation, effective 02/22/11.

PROMOTIONS/ LATERAL TRANSFERS FOR THE PERIOD OF February 19 – March 18, 2011

*Richard Jordan – from Administrative Specialist II, Grade C109, Division of Human Resources/Licensure, Central Services, to Administrative Specialist III, Grade C112, Division of Research and Technology, Technology Resources, effective 02/21/11.

Alisa Moore – from Public School Program Coordinator, Grade C123, Division of Fiscal and Administrative Services, Fiscal Distress Services, to ADE Finance Program Coordinator, Grade C124, Division of Fiscal and Administrative Services, Financial Accountability and Reporting, effective 03/07/11.

SEPARATIONS FOR THE PERIOD OF February 19 – March 18, 2011

No separations for this period.

*Minority

AASIS Code:

LEA	District	# Waivers Requested	Teacher	License Areas	ALP Code	Out of Area	Yrs	
							ALP	Granted/ Denied
6092	Ark. School For The Deaf	2	Burgunder, Monica	ECE P-4	002	English/Language/Social Studies 4-8	10-11	Granted
			Burgunder, Monica	ECE P-4	168	Science/Mathematics 4-8	10-11	Granted
			Haley, Joyce	ECE P-4	231	Sp Ed Ech Inst Specialist P-4	10-11	Granted
			Livingston, Tumiga	ECE P-4	231	Sp Ed Ech Inst Specialist P-4	10-11	Granted
			Shavers, Dana	ECE P-4	231	Sp Ed Ech Inst Specialist P-4	10-11	Granted
0801	Berryville School District	1	Sayer, Karie	ECE P-4	107	Grade 5/6 Endorsement (P-4)	10-11	Granted
5204	Camden Fairview School Dist.	1	Deveraux, Donna	Elementary K-8	230	Sp Education Instructional Specialist 4-12	10-11	Granted
1702	Cedarville School District	1	Fuller, Danny	Social Studies	293	Coaching 7-12	10-11	Granted
	Chicot County Early Childhood	1	Sykes, Eva	Health, PE, Social Studies	231	Sp Ed Ech Inst Specialist P-4	09-10, 10-11	Granted
6602	Greenwood School District	3	Clements, Linda	ECE P-4, Elementary K-6	168	Science/Mathematics 4-8	10-11	Denied
			Clements, Linda	ECE P-4, Elementary K-6	002	English/Language/Social Studies 4-8	10-11	Denied
			Kinslow, Pamela	ECE P-4, Elem, ESL, MS Social Studies and Science	002	English/Language/Social Studies 4-8	10-11	Granted
			Peck, Melissa	ECE P-4	231	Sp Ed Ech Inst Specialist P-4	09-10, 10-11	Granted
4301	Lonoke School District	1	Rowton, Calista	Special Education	002	English/Language/Social Studies 4-8	10-11	Granted
1804	Marion School District	1	Austin, Angela	Elementary	305	Gifted & Talented P-8	10-11	Granted
5504	South Pike County School District	1	Campbell, Renee	English	169	Physical /Earth Science 7-12	10-11	Granted

4605	Texarkana School District	1	Greene, Sarah	ECE P-4	002	English/Language/Social Studies 4-8	10-11	Granted
	Urban Collegiate Public Charter School	1	Smith, Donna	Elementary Ed, Middle Level Education, Social Studies	230	Sp Education Instructional Specialist 4-12	10-11	Granted
1705	Van Buren School District	1	Copeland, Caren	ECE P-4	230	Sp Education Instructional Specialist 4-12	10-11	Granted
	York Williams Child Development Center	1	Neal, Elfina	ECE P-4	231	Sp Ed Ech Inst Specialist P-4	05-06, 06-07, 07-08	Denied
15	# Districts Requesting Waivers	20	# Waivers Requested this month			Total # Waivers Granted		
						Total # Waivers Denied		
						Total # Waivers Requested		
						17		
						3		
						20		

LEA	District	# Waivers Requested	Substitute Name	Subject	Teacher of Record	Granted/ Denied
3701	Bradley School District	1	Carrigan, Trelaine	Science	McDonald, Brenda Lorine	Granted
5204	Camden Fairview School District	1	Hargiss, Alexander	Seventh Grade Math/Pre-Algebra	Harris, Josh	Granted
1702	Cedarville School District	1	Bradford, Mark	English	Koser, Brian	Granted
1101	Corning School District	1	Kenyon, Elizabeth	Mathematics	Kegley, Tara	Granted
6201	Forrest City School District	1	Williams, Alford Jefferson	Physical Science 9th Grade	Humphrey, Rena	Granted
0503	Harrison School District	1	Campbell, Vallery	6th grade	Turner, Diane	Granted
5403	Helena/West Helena School District	2	Bush, Gwendolyn	Special Education	Jackson, Linda	Granted
			Henry, Adrian	Physical Education	No teacher of record	Denied
5706	Ouachita River School District	2	Ledbetter, Kylvynn	English/Journalism, Drama	Floyd, Kristy	Granted
			Banta, Ruth Ann	English, Journalism, Drama	Floyd, Kristy	Granted
6505	Ozark Mountain School District	1	Eddings, Shay	Social Studies/Elementary PE	Weaver, Doug	Granted
0407	Pea Ridge School District	1	Johnson, Alisha	Third Grade	Bowlin, Mindy	Granted
1104	Piggott School District	1	Helms, Tonya	Special Education	Short, Marilyn	Granted
	Rison School District	1	Murphy, Meredith	English and Drama	McCarty, Robbie	Granted
	Rivendell AltaCare	1	Vaughan, Christy Anne	Social Studies	Fox, Adeena	Granted
0406	Siloam Springs School District	2	Devlin, Kyna	3rd grade	Nichols, Shannon	Granted
			Eldridge, Vikki	Special Education	Shaffer, Leah	Granted
	Southeast Arkansas ESC	1	Williams, Rhonda G.	Comp I/II	Henry, Richard	Granted
6401	Waldron School District	1	Byers, Stacy	Middle School Science	Morris, Kandi	Granted
0602	Warren School District	1	Gonzalez, Ashley	Third Grade	Robrtson, Kellie	Granted
1803	West Memphis School District	3	Ball, Meghan	Music Teacher	Ledbetter, Judith	Granted
			Lee, Stephanie	Art	Milsaps, Judy	Granted
			Granger, NaTasha	Choral Music	Ledbetter, Judith	Granted
3510	White Hall School District	1	Blasengame, Amber	FACS	Rambin, Lauren	Granted
19	# School Districts Requesting Substitute Waivers	24	# Substitute Waivers Requested			

Section 1

Revolving Loans to School Districts

Pursuant to Arkansas Code Annotated § 6-20-802, school districts may borrow from the Revolving Loan Program for any of the following purposes:

- (1) Funding of its legally issued and outstanding postdated warrants;
- (2) Purchase of new or used school buses or refurbishing school buses;
- (3) Payment of premiums on insurance policies covering its school buildings, facilities, and equipment in instances where the insurance coverage extends three (3) years or longer; and replacement of or payment of the district's pro rata part of the expense of employing professional appraisers as authorized by § 26-26-1901 et seq. or other laws providing for the appraisal or reappraisal and assessment of property for ad valorem tax purposes;
- (4) Making major repairs and constructing additions to existing school buildings and facilities;
- (5) Purchase of surplus buildings and equipment;
- (6) Purchase of school sites for and the cost of construction thereon of school buildings and facilities and the purchase of equipment for the buildings;
- (7) Purchase of its legally issued and outstanding commercial bonds at a discount provided that a substantial savings in gross interest charges can thus be effected;
- (8) Refunding of all or any part of its legally issued and outstanding debt, both funded and unfunded;
- (9) Purchase of equipment;
- (10) Payment of loans secured for settlement resulting from litigation against a school district;
- (11) The purchase of energy conservation measures as defined in Title 6, Chapter 20, Subchapter 4; and
- (12) (A) The maintenance and operation of the school district in an amount equal to delinquent property taxes resulting from bankruptcies or receiverships of taxpayers and for loans to school districts in an amount equal to insured facility loss or damage when the insurance claim is being litigated or arbitrated.
(B) For purposes of this subdivision, the loans become payable and due when the final settlement is made, and the loan limits prescribed by § 6-20-803 shall not apply.

The maximum amount a school district may borrow is \$500,000 (A. C. A. § 6-20-803). Revolving loans are limited to a term of ten (10) years (A. C. A. § 6-20-806).

STATE BOARD OF EDUCATION MEETING
APRIL 11, 2011
APPLICATIONS FOR REVOLVING LOANS

REVOLVING LOAN APPLICATIONS:

1	Bus	\$	75,760.00
----------	------------	-----------	------------------

**SCHOOL DISTRICTS FINANCIAL TRANSACTIONS
REVOLVING LOANS
BUS
RECOMMEND APPROVAL**

DISTRICT	COUNTY	ADM	AMOUNT OF APPLICATION	TOTAL DEBT W/THIS APPLICATION	PURPOSE
Norphlet	Union	426	75,760	3,405,000	Purchasing a school bus.

Section 2

Second Lien Bonds

Arkansas Code Annotated § 6-20-1229 (b) states the following:

(b) All second-lien bonds issued by school districts shall have semi-annual interest payments with the first interest payment due within eight (8) months of the issuance of the second-lien bond. All second lien bonds shall be repaid on payment schedules that are either:

- (1) Equalized payments in which the annual payments are substantially equal in amount; or
- (2) Decelerated payments in which the annual payments decrease over the life of the schedule.

**STATE BOARD OF EDUCATION MEETING
APRIL 11,2011
APPLICATIONS FOR COMMERCIAL BONDS**

COMMERCIAL BOND APPLICATIONS:

10 2nd Lien	\$	44,815,000.00
--------------------	-----------	----------------------

**SCHOOL DISTRICTS FINANCIAL TRANSACTIONS
COMMERCIAL BONDS
2ND LIEN
RECOMMEND APPROVAL**

DISTRICT	COUNTY	ADM	AMOUNT OF APPLICATION	TOTAL DEBT W/THIS APPLICATION	PURPOSE
Bald Knob	White	1,322	1,455,000	9,264,251	Funding the District's portion of the following partnership project: constructing a 5-8 middle school (\$1,400,000); and cost of issuance and underwriter's discount allowance (\$55,000) with any remaining funds to be used for other construction, renovations and equipment purchases.
Bryant	Saline	7,626	25,655,000	80,845,132	Erecting and equipping a new elementary campus (\$18,000,000); acquiring land (\$1,000,000); any remaining funds will be used for constructing, refurbishing, remodeling and equipping school facilities (\$6,005,090); cost of issuance and underwriter's discount allowance (\$649,910).
County Line	Franklin	499	1,270,000	5,315,000	Construct a new safe room (\$338,890), elementary roof replacement (\$234,414), elementary school HVAC and electrical upgrade (\$248,803), elementary school exterior remodel (\$399,413), and cost of issuance and underwriter's discount allowance (\$48,480) with any remaining funds to be used for constructing, refurbishing, remodeling and equipping school facilities.
Cutter-Morning Star	Garland	676	215,000	5,624,858	Roof repairs (\$204,250) and cost of issuance and underwriter's discount allowance (\$10,750) with any remaining funds to be used for constructing, refurbishing, remodeling and equipping school facilities.
Glen Rose	Hot Spring	979	460,000	5,438,953	Funding the following non-partnership project: making improvements to baseball field complex to include a softball field, lighting, concession/pressbox/restroom facilities (\$450,000) project #S1-049-011 and cost of issuance and underwriter's discount allowance (\$10,000).
Hamburg	Ashley	1,940	635,000	11,741,764	Funding the following partnership projects: constructing and equipping a middle school addition (\$288,301) project #1011-0203-001, reroof Wilmot main building (\$148,999) project #1112-0203-003, HVAC improvements at the high school (\$165,950) project #1112-0203-134, and cost of issuance and underwriter's discount allowance (\$31,750) with any remaining funds to be used for other capital projects and equipment purchases.

DISTRICT	COUNTY	ADM	AMOUNT OF APPLICATION	TOTAL DEBT W/THIS APPLICATION	PURPOSE
Parkers Chapel	Union	713	1,045,000	4,675,000	Constructing and equipping a new band hall/safe room (\$1,001,920) and cost of issuance and underwriter's discount allowance (\$43,080) with any remaining funds to be used for constructing, refurbishing, remodeling and equipping school facilities.
Pottsville	Pope	1,615	1,560,000	13,656,909	Building a multi-purpose activity building for the students of Pottsville High School and Junior High School (\$1,500,000) and cost of issuance and underwriter's discount allowance (\$60,000) with any remaining funds to be used for other capital projects and/or equipment purchases.
Russellville	Pope	5,139	10,450,000	61,908,775	Renovating the high school to include flooring, HVAC and athletic facilities (\$9,600,000), roof replacement at Crawford Elementary (\$500,000), canopy renovations at Center Valley Elementary (\$100,000) and cost of issuance and underwriter's discount allowance (\$250,000) with any remaining funds to be used for other capital projects and/or equipment purchases.
Southside	Independence	1,508	2,070,000	9,428,512	Building and equipping eight classrooms at the high school (\$2,000,000) and cost of issuance and underwriter's discount allowance (\$70,000) with any remaining funds to be used for other construction, renovations, and equipment purchases.

Section 3 Voted Bonds

Arkansas Code Annotated § 6-20-1201 states the following:

All school districts are authorized to borrow money and to issue negotiable bonds for the repayment thereof from school funds for the building and equipping of school buildings, for making additions and repairs thereto, for purchasing sites therefor, for purchasing new or used school buses, for refurbishing school buses, for the professional development and training of teachers or other programs authorized under the federally recognized Qualified Zone Academy Bond program, 26 U.S.C. §1397E, and for paying off outstanding postdated warrants, installment contracts, revolving loans, and lease-purchase agreements, as provided in this act.

**STATE BOARD OF EDUCATION MEETING
APRIL 11, 2011
APPLICATIONS FOR COMMERCIAL BONDS**

COMMERCIAL BOND APPLICATIONS:

7 Voted	\$	36,005,000.00
----------------	-----------	----------------------

**SCHOOL DISTRICTS FINANCIAL TRANSACTIONS
COMMERCIAL BONDS
VOTED
RECOMMEND APPROVAL**

DISTRICT	COUNTY	ADM	AMOUNT OF APPLICATION	TOTAL DEBT W/THIS APPLICATION	PURPOSE
Cotter	Baxter	651	4,155,000	5,088,198	Refunding the July 1, 2003 bond issue (\$2,150,000) and funding the following partnership project: building and equipping a performing arts facility (\$1,800,000); cost of issuance, underwriter's discount allowance and escrow contingency (\$205,000) with any remaining funds to be used for other capital projects and/or equipment purchases.
Deer/Mount Judea	Newton	372	1,550,000	2,929,834	Refunding the outstanding bond issues dated 9/1/2000 and 9/1/2003 (\$490,936); acquisition of land site (\$1,003,864); cost of issuance and underwriter's discount allowance (\$55,200) with any remaining funds to be used for constructing, refurbishing, remodeling and equipping school facilities.
Drew Central	Drew	982	5,500,000	7,190,000	Refunding the 11/1/2002 and 8/1/2003 (\$3,455,000); funding the following partnership projects: improvements to auditorium roof - project #1112-2202-001 (\$130,600), vocational roof - project #1112-2202-001 (\$104,400), high school roof project #1112-2202-065 (\$130,600), high school HVAC - project #1112-2202-064 (\$261,100), improving fire alarms and emergency lighting district wide - project #1011-2202-001 (\$156,700), replacing lighting district wide - project #1314-2202-001 (\$208,900), constructing and equipping concession facility with restrooms - project #1314-2202-003 (\$104,400), road improvements - project #1314-2202-081 (\$522,200), converting existing space in elementary, middle and high schools into computer labs to include furnishings and equipment - project #1314-2202-002 (\$261,100) and for cost of issuance and underwriter's discount allowance (\$165,000) with any remaining funds to be used for other capital projects and equipment purchases.
Harmony Grove	Saline	1,042	1,560,000	8,065,000	Making additions to, refurbishing, and equipping of elementary classrooms with any remaining funds to be used for constructing, refurbishing, remodeling, and equipping school facilities (\$1,504,560) and cost of issuance and underwriter's discount allowance (\$55,440).

DISTRICT	COUNTY	ADM	AMOUNT OF APPLICATION	TOTAL DEBT W/THIS APPLICATION	PURPOSE
Lonoke	Lonoke	1,852	5,910,000	26,464,169	Building and equipping a multi-purpose facility (\$5,750,000) and cost of issuance and underwriter's discount allowance (\$160,000) with any remaining funds to be used for other capital projects and/or equipment purchases.
Valley View	Craighead	2,279	16,605,000	37,432,905	Funding the District's portion of the following partnership project: building and equipping a new high school (\$16,300,000); cost of issuance and underwriter's discount allowance (\$305,000) with any remaining funds to be used for other capital projects and equipment purchases.
Woodlawn	Cleveland	552	725,000	2,542,456	Funding the District's portion of the following partnership project: constructing and equipping a Fine Arts building - project #1011-1304-047 (\$256,571); addition to Kindergarten South - project #0891304-027 (\$145,222); HVAC improvements at the high school - project #1112-1304-074 (\$166,048); and the following non-partnership projects: improvements to kindergarten, demolish and remove old elementary, and furnishing and equipping Kindergarten South and Fine Arts buildings (\$121,634); and cost of issuance and underwriter's discount allowance (\$35,525) with any remaining funds to be used for other capital projects and equipment purchases.

ARKANSAS STATE BOARD OF EDUCATION

EXECUTIVE SUMMARY

April 11, 2011

Agenda Item Number: Consent Agenda –

Agenda Item: Progress Report on the Status of Districts
Classified in Fiscal Distress

Attachments: State Bd FD 6 mth Report 04-11-11.xls
Armored Financial Data April 11, 2011
Forrest City Financial Data April 11, 2011
Helena-W. Helena Financial Data April 11, 2011
Strong-Huttig Financial Data April 11, 2011
Yellville-Summit Financial Data April 11, 2011

Presenter: Bill Goff

BACKGROUND:

Currently five districts are classified by the State Board as being in Fiscal Distress. Department staff conducts on-site visits; reviews district financial improvement plans and financial reports, and works with Fiscal Distress districts on issues specific to the individual districts. The five districts in Fiscal Distress are Armored, Forrest City, Helena-West Helena, Strong-Huttig, and Yellville-Summit.

The Department is requesting the State Board to accept this report in compliance with A.C.A. § 6-20-1908(g), which requires the Department to submit an evaluation on the status of each district in Fiscal Distress every six months.

Arkansas Department of Education
Armored School District
2010-11 General Operating Funds
Summary

General Operating Funds: 1000, 1217, 1218, 1244, 2000, 2001, 2004, 2005, 2006, 2007, 2008, 2101, 2211, 2217, 2218, 2230, 2232, 2234, 2240, 2244, 2246, 2250, 2265, 2271, 2295, 2340, 2345, 2390, 2392, 2393, 2580, 4000, 4002

FY11 Budget			
<u>Beginning Balance</u> 1,113,863	<u>Revenue</u> 5,012,610	<u>Expenditures</u> 4,564,218	<u>Projected Balance 6/30/2011</u> 1,562,255
FY10 as of February 28, 2010			
<u>Beginning Balance</u> 357,815	<u>Revenue</u> 3,502,172	<u>Expenditures</u> 3,148,566	<u>Balance as of 2/28/2010</u> 711,421
FY11 as of February 28, 2011			
<u>Beginning Balance</u> 1,113,863	<u>Revenue</u> 3,482,434	<u>Expenditures</u> 2,838,297	<u>Balance as of 2/28/2011</u> 1,758,000

(Does not include Building, Categorical, Federal, Activity and Food Service Funds)

Arkansas Department of Education
Armored School District
2010-11 General Operating Funds
Revenue

General Operating Funds: 1000, 1217, 1218, 1244, 2000, 2001, 2004, 2005, 2006, 2007, 2008, 2101, 2211, 2217, 2218, 2230, 2232, 2234, 2240, 2244, 2246, 2250, 2265, 2271, 2295, 2340, 2345, 2390, 2392, 2393, 2580, 4000, 4002							
		2009-10	2010-11	2010-11 Actual	2010-11	2010-11	2010-11
		For 8 months	For 8 months	compared to	Annual	Budget	% of Budget
		ending 02/28/2010	ending 02/28/2011	2009-10 Actual	Budget	Balance	Expended
Revenue:							
11110	Property Taxes Current	1,616,406	2,501,227	884,821	3,045,138	543,911	17.86%
11115	Prop Tax Relief-Sales Tax	18,152	41,314	23,162	1,286,921	1,245,608	96.79%
11120	Property Tax 40%	0	516,793	516,793	0	(516,793)	0.00%
11125	Property Tax Rel. 40%	0	0	0	0	0	0.00%
11140	Property Tax Delinquent	598,097	59,291	(538,807)	0	(59,291)	0.00%
11150	Excess Commission	42,978	81,409	38,431	0	(81,409)	0.00%
11160	Land Redemption	18,069	77,625	59,556	0	(77,625)	0.00%
11400	Penalties/Interest on Tax	319	0	(319)	0	0	0.00%
12800	In Lieu of Tax	44,350	0	(44,350)	0	0	0.00%
12900	Other local -non lea revenue	11,796	13,827	2,031	91,000	77,173	84.81%
13160	Pre K Tuition	0	19,739	19,739	0	(19,739)	0.00%
13260	Tuition Pre-K	15,756	0	(15,756)	31,500	31,500	100.00%
15100	Interest on Investments	26,171	30,290	4,118	30,000	(290)	-0.97%
17400	Pupil Fees-Lockers/Fines	55	75	20	0	(75)	0.00%
19110	16th Section land Rent	76,659	40,658	(36,001)	60,000	19,342	32.24%
19130	LEA Bldgs & Facilities	3,500	4,700	1,200	0	(4,700)	0.00%
19200	Private Contributions	60	2,025	1,965	0	(2,025)	0.00%
19800	Refunds of Prior Yr Expenditures	790	200	(590)	0	(200)	0.00%
19900	Misc Revenue from Local Sources	106,969	27,958	(79,011)	19,500	(8,458)	-43.37%
31101	State Foundation Funding	177,994	0	(177,994)	0	0	0.00%
31102	Enhanced Educational Fund	8,604	0	(8,604)	0	0	0.00%
31103	98% Tax Collection Rate GTD	0	0	0	0	0	0.00%
31450	Student Growth	0	62,853	62,853	0	(62,853)	0.00%
31460	Declining Enrollment	13,729	0	(13,729)	9,275	9,275	100.00%
31620	Supp Millage Incentive	0	0	0	0	0	0.00%
31900	Other	700	0	(700)	0	0	0.00%
32227	College Prep Enrich Pgm	0	0	0	0	0	0.00%
32232	District with High Gains	7,965	0	(7,965)	0	0	0.00%
32250	Mentoring Program	0	0	0	0	0	0.00%
32260	Act 799 of 2003 Game/Fish	0	0	0	0	0	0.00%
32290	Oth Grants/Aid State	0	0	0	0	0	0.00%
32310	Hand Child-Supv/Extend Yr	3,700	0	(3,700)	0	0	0.00%
32314	Sp Ed Extended School Year	0	888	888	0	(888)	0.00%
32330	Non Hand Resid Treatment	0	0	0	0	0	0.00%
32340	Hand Resident Treatment	0	0	0	0	0	0.00%
32355	Early Child Pilot Parent	0	0	0	31,000	31,000	100.00%
32361	G/T Advanced Placement	300	100	(200)	0	(100)	0.00%
51400	Current Loans	0	0	0	0	0	0.00%
51900	Noncash Receipt	16,000	0	(16,000)	0	0	0.00%
52300	Transfer from Building Fund	693,052	1,463	(691,589)	408,276	406,813	99.64%
52600	Transfer from Federal Grants	0	0	0	0	0	0.00%
52800	Transfer from Food Service	0	0	0	0	0	0.00%
52900	Indirect Cost	0	0	0	0	0	0.00%
53100	Sale of Equipment	0	0	0	0	0	0.00%
53400	Compen-Loss Fixed Assets	0	0	0	0	0	0.00%
	Total Revenue	3,502,172	3,482,434	(19,738)	5,012,610	1,530,176	30.53%

Arkansas Department of Education
Armored School District
2010-11 General Operating Funds
Expenditures

General Operating Funds: 1000, 1217, 1218, 1244, 2000, 2001, 2004, 2005, 2006, 2007, 2008, 2101, 2211, 2217, 2218, 2230, 2232, 2234, 2240, 2244, 2246, 2250, 2265, 2271, 2295, 2340, 2345, 2390, 2392, 2393, 2580, 4000, 4002							
Expenditures	2009-10 For 8 months ending 02/28/2010	2010-11 For 8 months ending 02/28/2011	2010-11 Actual compared to 2009-10 Actual	2010-11 Annual Budget	2010-11 Budget Balance	2010-11 % of Budget Expended	
60000-62999 Salaries & Benefits	1,760,123	1,546,440	(213,683)	2,708,988	1,162,547	42.91%	
Other:							
63000 Purch Svs-Prof & Technical	270	0	(270)	0	0	0.00%	
63120 Management Services	0	0	0	0	0	0.00%	
63130 Board of Ed Services	0	0	0	0	0	0.00%	
63210 Pur Svcs-Inst-Prof/Tech	2,680	0	(2,680)	71,450	71,450	100.00%	
63220 Subs Pur Svcs	0	0	0	0	0	0.00%	
63230 Consulting - Educational	0	0	0	0	0	0.00%	
63310 Emp train/Dev-Cert	0	0	0	0	0	0.00%	
63320 Emp train/Dev-CL	0	0	0	0	0	0.00%	
63410 Data Processing Services	0	0	0	0	0	0.00%	
63430 Accounting	0	509	509	0	(509)	0.00%	
63440 Legal	0	0	0	0	0	0.00%	
63444 Contract Prep/Rev	0	0	0	0	0	0.00%	
63445 Legal-Research/Opinions	0	0	0	0	0	0.00%	
63450 Medical	0	0	0	0	0	0.00%	
63470 Architectural	0	0	0	0	0	0.00%	
63490 Other Professional Services	23,489	18,352	(5,137)	0	(18,352)	0.00%	
63590 Other Technical Services	0	0	0	0	0	0.00%	
63900 Other Purc Prof Tech Serv	3,140	2,786	(354)	4,500	1,714	38.09%	
64110 Water/Sewer	1,869	1,951	82	3,500	1,549	44.25%	
64210 Disposal/Sanitation	4,620	5,280	660	6,800	1,520	22.35%	
64230 Custodial	0	0	0	0	0	0.00%	
64310 Non-Tech Repairs/Maint	13,821	13,209	(612)	37,000	23,791	64.30%	
64320 Equipment & Vehicles	13,838	3,008	(10,830)	6,869	3,861	56.21%	
64410 Land & Bldgs	0	0	0	0	0	0.00%	
64420 Equip & Vehicles	1,503	8,224	6,721	15,900	7,676	48.28%	
64500 Construction Services	0	0	0	0	0	0.00%	
64900 Other Purc Property Services	0	0	0	0	0	0.00%	
65210 Property Insurance	600	30,306	29,706	35,000	4,694	13.41%	
65220 Liability Insurance	0	0	0	0	0	0.00%	
65240 Fleet Insurance	0	0	0	0	0	0.00%	
65250 Accident Ins for Students	0	4,646	4,646	0	(4,646)	0.00%	
65290 Other Insurance	289	0	(289)	0	0	0.00%	
65310 Telephone	758	8,936	8,178	12,000	3,064	25.53%	
65320 Postage	1,460	1,260	(199)	2,200	940	42.71%	
65400 Advertising	4,323	2,183	(2,140)	3,488	1,305	37.41%	
65610 To LEA's within State	1,138	0	(1,138)	0	0	0.00%	
65800 Travel Expenses	0	0	0	0	0	0.00%	
65810 Travel-CE In Dist	0	0	0	0	0	0.00%	
65820 Trvl CLS In District	0	0	0	0	0	0.00%	
65830 Trvl Cert-Out of District	5,112	437	(4,675)	620	183	29.49%	
65840 Trvl CIS Out District	1,649	912	(737)	1,150	238	20.68%	
65870 Travel Non-Employee	0	0	0	200	200	100.00%	
65880 Meals	2,114	400	(1,714)	1,798	1,398	77.73%	
65890 Lodging	10,164	1,661	(8,503)	2,812	1,151	40.92%	
65910 Svc Locally Purchased	0	3,014	3,014	0	(3,014)	0.00%	
66100 General Supplies	105,039	79,499	(25,540)	136,337	56,838	41.69%	
66101 Sup&Mat/Unit Maint	0	0	0	0	0	0.00%	
66107 Equip Un 1000	25,529	0	(25,529)	0	0	0.00%	
66120 Uniforms/Accessories	0	0	0	0	0	0.00%	
66150 Art Sup/Materials	45,712	0	(45,712)	0	0	0.00%	
66170 Veh-Sup/Materials	0	0	0	0	0	0.00%	
66180 Bldg/Grnd-S&M Supp&Mater	0	0	0	0	0	0.00%	
66210 Natural Gas	0	15,646	15,646	40,000	24,354	60.88%	
66220 Electricity	0	55,060	55,060	80,000	24,940	31.18%	
66240 Oil	0	0	0	0	0	0.00%	
66260 Gasoline/Diesel	13,655	18,286	4,631	26,000	7,714	29.67%	
66410 Textbooks	21,328	19,642	(1,686)	34,000	14,358	42.23%	
66420 Library Books	674	6,582	5,908	3,000	(3,582)	-119.39%	
66430 Periodicals	915	1,105	191	0	(1,105)	0.00%	
66440 Audiovisual Materials	0	1,449	1,449	0	(1,449)	0.00%	
66500 Techn Supplies	0	0	0	0	0	0.00%	
66510 Software	8,247	9,035	788	5,000	(4,035)	-80.70%	
66520 Other	3,747	0	(3,747)	0	0	0.00%	
66527 Low Value tech Supplies	0	0	0	5,000	5,000	100.00%	
66900 Other Supplies & Material	0	0	0	0	0	0.00%	
66910 Tires	0	0	0	0	0	0.00%	
67100 Land & Improvements	0	0	0	0	0	0.00%	
67110 Site Improvement	0	30,531	30,531	0	(30,531)	0.00%	
67200 Buildings	0	0	0	0	0	0.00%	
67310 Machinery	11,720	0	(11,720)	0	0	0.00%	
67320 Vehicles	0	0	0	500	500	100.00%	
67330 Furniture & Fixtures	2,789	0	(2,789)	0	0	0.00%	
67340 Tech Rel Hardware	24,874	0	(24,874)	20,000	20,000	100.00%	
67350 Tech Software	2,207	0	(2,207)	0	0	0.00%	
67390 Other Equip-Over 1000	0	0	0	0	0	0.00%	
68100 Dues & Fees	233,558	6,965	(226,593)	13,670	6,705	49.05%	
68300 Interest	85,416	118,925	33,509	231,276	112,351	48.58%	
68800 Taxes	0	0	0	0	0	0.00%	
68830 Property Tax	0	0	0	235	235	100.00%	
68900 Miscellaneous Expenditure	0	0	0	0	0	0.00%	
69100 Redemption of Principal	16,000	797,123	781,123	955,000	157,877	16.53%	
69330 To Building Fund	693,052	0	(693,052)	0	0	0.00%	
69380 To Food Service Fund	1,143	24,932	23,789	99,925	74,994	75.05%	
69400 Return to State	0	0	0	0	0	0.00%	
Total Other Exp.	1,388,442	1,291,856	(96,586)	1,855,230	563,374	30.37%	

Arkansas Department of Education
Armored School District
2010-11 General Operating Funds
Expenditures

Expenditures		ending 02/28/2010	ending 02/28/2011	2009-10 Actual	Budget	Balance	Expended
60000-62999	Salaries & Benefits	1,760,123	1,546,440	(213,683)	2,708,988	1,162,547	42.91%
	Total Expenditures	3,148,566	2,838,297	(310,269)	4,564,218	1,725,921	37.81%

**Arkansas Department of Education
Forrest City School District
2010-11 General Operating Funds
Summary**

General Operating Funds: 1000, 1218, 1240, 1246, 2000, 2001, 2002, 2003, 2004, 2006, 2008, 2009, 2011, 2012, 2080, 2090, 2091, 2092, 2093, 2094, 2095, 2096, 2097, 2098, 2099, 2218, 2219, 2227, 2230, 2231, 2232, 2234, 2235, 2240, 2244, 2246, 2250, 2255, 2271, 2295, 2300, 2327, 2340, 2361, 2364, 2365, 2369, 2373, 2376, 2380, 2389, 2392, 2394, 2396, 2444, 2995, 4000

FY11 Budget			
<u>Beginning Balance</u> 2,825,073	<u>Revenue</u> 23,859,840	<u>Expenditures</u> 25,204,548	Projected Balance <u>6/30/2011</u> 1,480,365
FY10 as of February 28, 2010			
<u>Beginning Balance</u> 1,449,098	<u>Revenue</u> 16,337,926	<u>Expenditures</u> 15,734,822	Balance as of <u>2/28/2010</u> 2,053,752
FY11 as of February 28, 2011			
<u>Beginning Balance</u> 2,825,073	<u>Revenue</u> 15,636,334	<u>Expenditures</u> 15,727,542	Balance as of <u>2/28/2011</u> 2,733,975

(Does not include Building, Categorical, Federal, Activity and Food Service Funds)

**Arkansas Department of Education
Forrest City School District
2010-11 General Operating Funds
Revenue**

General Operating Funds: 1000, 1218, 1240, 1246, 2000, 2001, 2002, 2003, 2004, 2006, 2008, 2009, 2011, 2012, 2080, 2090, 2091, 2092, 2093, 2094, 2095, 2096, 2097, 2098, 2099, 2218, 2219, 2227, 2230, 2231, 2232, 2234, 2235, 2240, 2244, 2246, 2250, 2255, 2271, 2295, 2300, 2327, 2340, 2361, 2364, 2365, 2369, 2373, 2376, 2380, 2389, 2392, 2394, 2396, 2444, 2995, 4000							
		2009-10	2010-11	2010-11 Actual	2010-11	2010-11	2010-11
		For 8 months	For 8 months	compared to	Annual	Budget	% of Budget
		ending 02/28/2010	ending 02/28/2011	2009-10 Actual	Budget	Balance	Expended
Revenue:							
11110	Property Taxes Current	2,610,159	2,625,992	15,833	2,653,287	27,295	98.97%
11115	Prop Tax Relief-Sales Tax	150,362	246,166	95,805	225,041	(21,125)	109.39%
11120	Property Tax 40%	362,336	290,623	(71,713)	1,629,500	1,338,877	17.84%
11125	Property Tax Rel. 40%	0	0	0	0	0	0.00%
11140	Property Tax Delinquent	204,210	139,874	(64,336)	300,000	160,126	46.62%
11150	Excess Commission	3,693	4,544	851	3,500	(1,044)	129.82%
11160	Land Redemption	236,464	261,517	25,053	320,000	58,483	81.72%
11400	Penalties/Interest on Tax	0	0	0	0	0	0.00%
12800	In Lieu of Tax	15,322	13,854	(1,468)	15,000	1,146	92.36%
15100	Interest on Investments	61,732	3,333	(58,399)	38,000	34,667	8.77%
17590	Other Contracted Services	0	9,795	9,795	90,000	80,205	10.88%
19130	LEA Bldgs & Facilities	990	3,360	2,370	15,000	11,640	22.40%
19200	Private Contributions	15,255	30,806	15,551	20,000	(10,806)	154.03%
19300	Sales of Supplies & Material	0	0	0	0	0	0.00%
19516	Staff Development	449	199	(250)	700	501	28.45%
19550	Transits-Flow Thru Money	3,693	1,086	(2,606)	17,000	15,914	6.39%
19800	Refunds of Prior Yr Expenditures	119,408	73,078	(46,330)	130,000	56,922	56.21%
19900	Misc Revenue from Local Sources	112,379	82,177	(30,202)	133,622	51,445	61.50%
31101	State Foundation Funding	10,247,734	9,990,404	(257,330)	15,699,208	5,708,804	63.64%
31102	Enhanced Educational Fund	76,183	0	(76,183)	0	0	0.00%
31103	98% Tax Collection Rate GTD	0	0	0	0	0	0.00%
31460	Declining Enrollment	517,987	449,105	(68,882)	449,105	0	100.00%
31620	Supp Millage Incentive	86,268	71,890	(14,378)	71,890	0	100.00%
31900	Other	58,671	56,571	(2,100)	58,000	1,429	97.54%
32227	College Prep Enrich Pgm	14,500	14,500	0	0	(14,500)	0.00%
32232	Alt Learn Prog	8,661	0	(8,661)	0	0	0.00%
32250	Mentoring Program	32,316	18,944	(13,372)	17,544	(1,400)	107.98%
32260	Act 799 of 2003 Game/Fish	0	2,630	2,630	2,000	(630)	131.51%
32290	Oth Grants/Aid State	2,250	1,400	(850)	0	(1,400)	0.00%
32310	Hand Child-Supv/Extend Yr	0	0	0	0	0	0.00%
32314	Sp Ed Extended School Year	0	9,620	9,620	15,000	5,380	64.13%
32330	Non Hand Resid Treatment	66,060	33,960	(32,100)	259,140	225,180	13.10%
32340	Hand Resident Treatment	25,319	20,040	(5,279)	195,000	174,960	10.28%
32361	G/T Advanced Placement	850	1,200	350	2,000	800	60.00%
32430	Voc Spec Needs Project	12,500	25,000	12,500	25,000	0	100.00%
32480	Voc New PGM Start-Up	15,491	0	(15,491)	0	0	0.00%
32610	Ed Services Cooperative	0	0	0	0	0	0.00%
32710	AR Better Chance (ABC) Grant	777,600	742,089	(35,511)	936,489	194,400	79.24%
32727	AR/Hippy (AR DHS)	141,832	138,223	(3,609)	183,198	44,975	75.45%
32740	Inf/Tod Prog DHS	6,918	2,112	(4,806)	13,366	11,254	15.80%
32909	Coord Sch Health	0	0	0	0	0	0.00%
32912	General Facilities Funding	58,745	48,954	(9,791)	48,954	0	100.00%
32915	Debt Service Funding	213,539	209,020	(4,519)	209,020	0	100.00%
32917	Dept Of Health	29,496	39	(29,457)	4,085	4,046	0.95%
32990	Other Grants and Aid	0	0	0	0	0	0.00%
32993	Greater Grad/Dropout Prevention		7,500	7,500		(7,500)	0.00%
42500	Impact Aid		6,280	6,280	6,000	(280)	104.66%
51200	Revolving Loans	0	0	0	0	0	0.00%
52300	Transfer from Building Fund	14,426	0	(14,426)	0	0	0.00%
52600	Transfer from Federal Grants	26,156	0	(26,156)	0	0	0.00%
52800	Transfer from Food Service	0	0	0	0	0	0.00%
52900	Indirect Cost	0	0	0	66,191	66,191	0.00%
53100	Sale of Equipment	0	0	0	0	0	0.00%
53400	Compen-Loss Fixed Assets	7,972	448	(7,525)	8,000	7,552	5.59%
	Total Revenue	16,337,926	15,636,334	(701,592)	23,859,840	8,223,507	65.53%

Arkansas Department of Education
Forrest City School District
2010-11 General Operating Funds
Expenditures

General Operating Funds: 1000, 1218, 1240, 1246, 2000, 2001, 2002, 2003, 2004, 2006, 2008, 2009, 2011, 2012, 2080, 2090, 2091, 2092, 2093, 2094, 2095, 2096, 2097, 2098, 2099, 2218, 2219, 2227, 2230, 2231, 2232, 2234, 2235, 2240, 2244, 2246, 2250, 2255, 2271, 2295, 2300, 2327, 2340, 2361, 2364, 2365, 2369, 2373, 2376, 2380, 2389, 2392, 2394, 2396, 2444, 2995, 4000							
		2009-10 For 8 months ending 02/28/2010	2010-11 For 8 months ending 02/28/2011	2010-11 Actual compared to 2009-10 Actual	2010-11 Annual Budget	2010-11 Budget Balance	2010-11 % of Budget Expended
60000-62999	Salaries & Benefits	13,307,439	12,425,969	(881,470)	20,968,960	8,542,991	59.26%
Other:							
63120	Management Services	0	0	0	0	0	0.00%
63130	Board of Ed Services	17,852	0	(17,852)	18,000	18,000	0.00%
63210	Pur Svcs-Inst-Prof/Tech	0	0	0	0	0	0.00%
63220	Subs Pur Svcs	136,510	184,901	48,390	288,400	103,499	64.11%
63230	Consulting - Educational	0	0	0	3,200	3,200	0.00%
63310	Emp train/Dev-Cert	5,383	1,145	(4,238)	16,500	15,355	6.94%
63320	Emp train/Dev-CL	2,850	1,038	(1,812)	20,610	19,472	5.06%
63445	Legal-Research/Opinions	29,549	57,970	28,421	47,000	(10,970)	123.34%
63450	Medical	240	2,634	2,394	6,015	3,381	43.79%
63470	Architectural	3,075	1,950	(1,125)	7,200	5,250	27.08%
63490	Other Professional Services	0	0	0	0	0	0.00%
63590	Other Technical Services	16,443	19,563	3,120	12,000	(7,563)	163.02%
63900	Other Purc Prof Tech Serv	329,874	273,732	(56,142)	627,314	353,582	43.64%
63920	Other Prof-Copier	0	16,535	16,535	11,300	(5,235)	146.32%
64110	Water/Sewer	31,510	38,361	6,850	34,825	(3,536)	110.15%
64210	Disposal/Sanitation	31,027	29,068	(1,959)	45,400	16,332	64.03%
64240	Lawn Care	1,526	0	(1,526)	1,000	1,000	0.00%
64310	Non-Tech Repairs/Maint	72,014	87,475	15,461	78,850	(8,625)	110.94%
64320	Tech Repairs/Maint	0	0	0	0	0	0.00%
64410	Land & Bldgs	0	5,400	5,400	19,000	13,600	28.42%
64420	Equip & Vehicles	3,266	3,654	388	6,130	2,476	59.61%
64500	Construction Services	0	0	0	0	0	0.00%
64900	Other Purc Property Services	12,176	13,299	1,123	13,660	361	97.36%
65210	Property Insurance	136,573	136,573	0	136,573	0	100.00%
65220	Liability Insurance	9,454	14,328	4,874	10,000	(4,328)	143.28%
65240	Fleet Insurance	14,688	14,144	(544)	0	(14,144)	0.00%
65250	Accident Ins for Students	32,971	33,774	803	33,712	(62)	100.18%
65290	Other Insurance	14,854	13,977	(877)	28,492	14,515	49.06%
65310	Telephone	56,024	54,940	(1,085)	82,413	27,473	66.66%
65320	Postage	5,420	6,354	933	9,827	3,473	64.66%
65400	Advertising	8,711	7,394	(1,317)	17,200	9,806	42.99%
65500	Printing & Binding	0	0	0	0	0	0.00%
65800	Travel Expenses	0	0	0	0	0	0.00%
65810	Travel-CE In Dist	4,893	3,366	(1,527)	11,703	8,337	28.76%
65820	Trvl CLS In District	7,021	6,173	(848)	21,528	15,355	28.67%
65870	Travel Non-Employee	2,398	824	(1,574)	3,875	3,051	21.28%
65880	Meals	716	1,557	841	3,700	2,143	42.08%
65900	Misc Purc Svs	3,617	7,290	3,673	71,707	64,417	10.17%
65910	Service Purchased Locally	0	0	0	50,624	50,624	0.00%
66100	General Supplies	176,735	134,181	(42,554)	249,495	115,315	53.78%
66101	Sup&Mat/Unit Maint	0	0	0	0	0	0.00%
66107	Equip Un 1000	83,651	64,186	(19,465)	139,217	75,031	46.11%
66120	Uniforms/Accessories	42,156	9,705	(32,452)	10,500	795	92.42%
66150	Art Sup/Materials	0	0	0	0	0	0.00%
66170	Veh-Sup/Materials	21,583	11,176	(10,407)	15,000	3,824	74.51%
66180	Bldg/Grnd-S&M Supp&Mater	56,864	24,983	(31,881)	73,200	48,217	34.13%
66210	Natural Gas	98,631	69,435	(29,196)	151,700	82,265	45.77%
66220	Electricity	349,054	321,900	(27,154)	484,400	162,500	66.45%
66240	Oil	3,336	2,018	(1,318)	6,000	3,982	33.63%
66260	Gasoline/Diesel	108,744	112,263	3,519	150,450	38,187	74.62%
66410	Textbooks	124,597	0	(124,597)	0	0	0.00%
66500	Techn Supplies	13,908	10,812	(3,096)	19,800	8,988	54.60%
66510	Software	21,674	588	(21,086)	34,031	33,443	1.73%
66527	Low Value tech Supplies	809	0	(809)	1,000	1,000	0.00%
66900	Other Supplies & Material	32,163	0	(32,163)	0	0	0.00%
66910	Tires	10,061	8,540	(1,521)	10,150	1,610	84.14%
67200	Buildings	0	0	0	0	0	0.00%
67310	Machinery	0	16,421	16,421	16,196	(225)	101.39%
67320	Vehicles	0	0	0	9,000	9,000	0.00%
67330	Furniture & Fixtures	0	0	0	0	0	0.00%
67340	Tech Rel Hardware	12,561	0	(12,561)	4,000	4,000	0.00%
67350	Tech Software	2,194	0	(2,194)	1,000	1,000	0.00%
67390	Other Equip-Over 1000	13,616	20,620	7,004	23,000	2,380	89.65%
68100	Dues & Fees	21,404	16,248	(5,156)	19,896	3,648	81.66%
68200	Judgement against Lea	0	392	392	0	(392)	0.00%
68300	Interest	0	671,895	671,895	671,895	0	100.00%
68400	Indirect Cost	0	0	0	0	0	0.00%
68900	Miscellaneous Expenditure	3,000	2,000	(1,000)	3,000	1,000	66.67%
69100	Redemption of Principal	0	405,000	405,000	405,000	0	100.00%
69330	To Building Fund	0	91,792	91,792	0	(91,792)	0.00%
69380	To Food Service Fund	240,000	270,000	30,000	0	(270,000)	0.00%
69400	Refund	0	0	0	0	0	0.00%
Total Other Exp.		2,427,383	3,301,573	874,190	4,235,588	934,016	77.95%
	Total Expenditures	15,734,822	15,727,542	(7,281)	25,204,548	9,477,007	62.40%

Arkansas Department of Education
Helena-W. Helena School District
2010-11 General Operating Funds
Summary

Funds: 1000, 1218, 1240, 1246, 1372, 2000, 2001, 2002, 2003, 2004, 2005, 2006, 2007, 2008, 2011, 2012, 2013, 2014, 2015, 2016, 2017, 2018, 2019, 2020, 2022, 2023, 2024, 2025, 2026, 2027, 2028, 2029, 2030, 2031, 2032, 2033, 2034, 2035, 2036, 2038, 2039, 2040, 2041, 2044, 2045, 2047, 2048, 2050, 2055, 2056, 2095, 2096, 2097, 2098, 2099, 2101, 2103, 2111, 2115, 2116, 2120, 2125, 2133, 2150, 2155, 2160, 2161, 2213, 2214, 2215, 2218, 2219, 2220, 2225, 2227, 2229, 2230, 2232, 2233, 2234, 2235, 2237, 2240, 2245, 2246, 2250, 2255, 2260, 2261, 2263, 2271, 2277, 2280, 2310, 2325, 2365, 2366, 2368, 2369, 2372, 2390, 2392, 2394, 2395, 2399, 2765, 4000, 4001, 4395

FY11 Budget			
<u>Beginning Balance</u>	<u>Revenue</u>	<u>Expenditures</u>	<u>Projected Balance</u>
1,708,029	17,260,395	16,548,614	6/30/2011 2,419,811
FY10 as of February 28, 2010			
<u>Beginning Balance</u>	<u>Revenue</u>	<u>Expenditures</u>	<u>Balance as of</u>
3,149,125	12,093,430	11,703,137	2/28/2010 3,539,418
FY11 as of February 28, 2011			
<u>Beginning Balance</u>	<u>Revenue</u>	<u>Expenditures</u>	<u>Balance as of</u>
1,708,029	11,434,969	9,595,057	2/28/2011 3,547,941

(Does not include Building, Categorical, Federal, Activity and Food Service Funds)

Arkansas Department of Education
Helena-W. Helena School District
2010-11 General Operating Funds
Revenue

Funds: 1000, 1218, 1240, 1246, 1372, 2000, 2001, 2002, 2003, 2004, 2005, 2006, 2007, 2008, 2011, 2012, 2013, 2014, 2015, 2016, 2017, 2018, 2019, 2020, 2022, 2023, 2024, 2025, 2026, 2027, 2028, 2029, 2030, 2031, 2032, 2033, 2034, 2035, 2036, 2038, 2039, 2040, 2041, 2044, 2045, 2047, 2048, 2050, 2055, 2056, 2095, 2096, 2097, 2098, 2099, 2101, 2103, 2111, 2115, 2116, 2120, 2125, 2133, 2150, 2155, 2160, 2161, 2213, 2214, 2215, 2218, 2219, 2220, 2225, 2227, 2229, 2230, 2232, 2233, 2234, 2235, 2237, 2240, 2245, 2246, 2250, 2255, 2260, 2261, 2263, 2271, 2277, 2280, 2310, 2325, 2365, 2366, 2368, 2369, 2372, 2390, 2392, 2394, 2395, 2399, 2765, 4000, 4001, 4395							
		2009-10	2010-11	2010-11 Actual	2010-11	2010-11	2010-11
		For 8 months	For 8 months	compared to	Annual	Budget	% of Budget
		ending 02/28/2010	ending 02/28/2011	2009-10 Actual	Budget	Balance	Expended
Revenue:							
11110	Property Taxes-Current	2,010,945	2,158,481	147,536	2,548,608	390,127	0.85
11115	Prop. Tax Relief Sales Tax	0	0	0	0	0	0.00
11120	Property Taxes-405 By 6/30	199,290	2,730	(196,560)	1,161,554	1,158,824	0.00
11140	Property Taxes Delinquent	125,331	245,139	119,807	200,000	(45,139)	1.23
11160	Land Redemp-In State Sale	145,775	111,675	(34,100)	150,000	38,325	0.74
12800	Revenue in lieu of Taxes	32,870	0	(32,870)	44,500	44,500	0.00
12900	Other Local Non-Lea Revenue	0	0	0	0	0	0.00
15100	Interest on Investments	39,833	14,409	(25,425)	0	(14,409)	0.00
17500	Rev. From Enterprise Activity	0	657	657	0	(657)	0.00
17900	Other Student Activity Revenue	750	0	(750)	0	0	0.00
19130	Rent Lea Buildings & Facility	2,175	1,164	(1,011)	0	(1,164)	0.00
19200	Private Contributions	0	1,100	1,100	0	(1,100)	0.00
19211	Beechcrest Save The Children	35,591	53,150	17,559	82,329	29,179	0.65
19215	Save the Children	25,609	52,901	27,291	81,162	28,261	0.65
19216	Westside Save the Children	65,276	73,951	8,675	113,499	39,548	0.65
19217	Woodruff Save the Children	15,264	77,570	62,306	120,401	42,831	0.64
19800	Refunds of Prior Year Expenses	26,279	2,860	(23,419)	0	(2,860)	0.00
19900	Misc. Revenue from Local Sources	26,243	42,097	15,854	0	(42,097)	0.00
21200	Severance Tax	0	0	0	0	0	0.00
31101	State Foundation Funds	7,936,690	7,065,120	(871,570)	11,102,332	4,037,212	0.64
31102	Ehnaned Educational Fund	57,449	0	(57,449)	0	0	0.00
31103	URT 98% Tax Collection Rate	0	0	0	0	0	0.00
31460	Declining Enrollment Fund	465,816	796,391	330,575	796,391	0	1.00
31620	Supplemental Mileage Incentive	213,422	177,851	(35,571)	177,851	0	1.00
31900	Other	350	0	(350)	0	0	0.00
32227	College Prep Enrich Program	0	14,500	14,500	0	(14,500)	0.00
32232	Alternative Learning Program	25,055	0	(25,055)	0	0	0.00
32250	PQE Induction/Quality Enh.	51,104	0	(51,104)	0	0	0.00
32260	Act 799 Ar Game and Fish	0	0	0	0	0	0.00
32290	Other Grants and Aid From State	1,500	0	(1,500)	0	0	0.00
32310	Hand Child-Supv Extend Year	0	0	0	0	0	0.00
32361	Imp & Instr. Gifted and Talented	0	150	150	0	(150)	0.00
32710	ABC Grant	280,000	280,000	0	350,000	70,000	0.80
32912	General Facilities	49,189	40,991	(8,198)	40,991	0	1.00
32915	Debt Service Funding Supp.	224,116	187,878	(36,238)	187,878	0	1.00
32920	Game And Fish	0	473	473	0	(473)	0.00
32990	Other State	4,800	0	(4,800)	0	0	0.00
32993	Dropout Prevention	0	7,500	7,500	0	(7,500)	0.00
42100	Forest Reserve	32,709	0	(32,709)	30,000	30,000	0.00
52600	Transfer From Federal Grants	0	26,231	26,231	0	(26,231)	0.00
52900	Indirect Cost	0	0	0	72,901	72,901	0.00
53100	Sale of Equipment	0	0	0	0	0	0.00
53400	Compen-Loss Fixed Assets	0	0	0	0	0	0.00
	Total	12,093,430	11,434,969	(658,461)	17,260,395	5,825,426	0.66

Arkansas Department of Education
Helena-W. Helena School District
2010-11 General Operating Funds
Expenditures

Funds: 1000, 1218, 1240, 1246, 1372, 2000, 2001, 2002, 2003, 2004, 2005, 2006, 2007, 2008, 2011, 2012, 2013, 2014, 2015, 2016, 2017, 2018, 2019, 2020, 2022, 2023, 2024, 2025, 2026, 2027, 2028, 2029, 2030, 2031, 2032, 2033, 2034, 2035, 2036, 2038, 2039, 2040, 2041, 2044, 2045, 2047, 2048, 2050, 2055, 2056, 2095, 2096, 2097, 2098, 2099, 2101, 2103, 2111, 2115, 2116, 2120, 2125, 2133, 2150, 2155, 2160, 2161, 2213, 2214, 2215, 2218, 2219, 2220, 2225, 2227, 2229, 2230, 2232, 2233, 2234, 2235, 2237, 2240, 2245, 2246, 2250, 2255, 2260, 2261, 2263, 2271, 2277, 2280, 2310, 2325, 2365, 2366, 2368, 2369, 2372, 2390, 2392, 2394, 2395, 2399, 2765, 4000, 4001, 4395							
Expenditures		2009-10 For 8 months ending 02/28/2010	2010-11 For 8 months ending 02/28/2011	2010-11 Actual compared to 2009-10 Actual	2010-11 Annual Budget	2010-11 Budget Balance	2010-11 % of Budget Expended
60000-62999	Salaries & Benefits	8,220,512	6,854,028	(1,366,484)	12,552,108	5,698,079	
Other:							
63130	Board of Ed Services	10,805	0	(10,805)	0	0	0.00%
63210	Instructional	15,642	3,552	(12,090)	0	(3,552)	0.00%
63220	Inst Program-Improvement Sv	73,282	35,896	(37,386)	60,000	24,104	59.83%
63230	Consulting - Educational	48,100	21,000	(27,100)	25,000	4,000	84.00%
63310	Training/Devel. Service Cert.	7,924	2,203	(5,721)	0	(2,203)	0.00%
63320	Training/Devel. Service-Cls	6,149	0	(6,149)	13,244	13,244	0.00%
63410	Data Processing Services	0	0	0	200	200	0.00%
63441	Legal	19,733	18,334	(1,400)	35,000	16,667	52.38%
63470	Architectural	0	10,957	10,957	0	(10,957)	0.00%
63490	Other Prof. Service	0	0	0	0	0	0.00%
63590	Other Tech Services	0	0	0	0	0	0.00%
63900	Other Purc Prof/Tech Service	60,580	184,822	124,242	168,600	(16,222)	109.62%
64110	Water/Sewer	29,640	71,113	41,473	52,800	(18,313)	134.68%
64210	Disposal/Sanitation	45,009	4,788	(40,221)	62,750	57,962	7.63%
64240	Lawn Care	1,926	1,320	(606)	0	(1,320)	0.00%
64310	Repairs-Building/Grounds	3,555	621	(2,934)	0	(621)	0.00%
64320	Repairs Equip/Vehicles	0	1,473	1,473	0	(1,473)	0.00%
64410	Land and Buildings	0	0	0	0	0	0.00%
64420	Equipment and Vehicles	10,186	108	(10,078)	0	(108)	0.00%
64430	Rental of computers	124,010	91,173	(32,837)	210,000	118,827	43.42%
64500	Construction Services	0	0	0	0	0	0.00%
64900	Other Purc. Property Service	0	0	0	0	0	0.00%
65100	Student Transportation	106	0	(106)	0	0	0.00%
65190	Pupil Transportation	547,568	450,061	(97,507)	976,905	526,843	46.07%
65210	Property Insurance	162,611	166,676	4,065	166,676	0	100.00%
65220	Liability Insurance	0	0	0	0	0	0.00%
65240	Fleet Insurance	0	0	0	0	0	0.00%
65250	Accident Ins. For Students	38,613	38,722	109	38,722	0	100.00%
65290	Other Insurance	10,851	10,938	87	10,938	0	100.00%
65310	Telephone	43,034	39,215	(3,819)	68,200	28,985	57.50%
65320	Postage	8,780	6,140	(2,641)	14,500	8,360	42.34%
65330	Networking/Internet	662	972	310	0	(972)	0.00%
65400	Advertising	9,781	44,926	35,144	14,000	(30,926)	320.90%
65500	Printing and Binding	3,427	0	(3,427)	1,500	1,500	0.00%
65610	To Lea's Within State	1,912	5,523	3,611	0	(5,523)	0.00%
65640	Intern Agency-In State	0	0	0	0	0	0.00%
65690	Other Tuition	0	0	0	0	0	0.00%
65810	Trvl Cert In District	2,205	5,035	2,830	14,000	8,965	35.96%
65820	Trvl CLS In District	10,915	12,167	1,252	3,396	(8,770)	358.23%
65830	Trvl Cert-Out District	4,967	1,109	(3,858)	16,500	15,391	6.72%
65840	Trvl CIs Out District	1,584	835	(749)	1,404	569	59.49%
65850	Trvl Cert Out State	1,611	323	(1,287)	0	(323)	0.00%
65860	Trvl CIs Out State	361	0	(361)	1,000	1,000	0.00%
65870	Travel Non Employee	7,801	3,051	(4,750)	35,000	31,949	8.72%
65880	Meals	70,797	15,899	(54,899)	81,000	65,101	19.63%
65890	Lodging	32,432	10,961	(21,470)	0	(10,961)	0.00%
65900	Misc. Purchased Service	97,204	8,146	(89,058)	0	(8,146)	0.00%
65910	Service Purchased Locally	3,000	0	(3,000)	3,000	3,000	0.00%
66100	General Supplies	397,709	208,417	(189,292)	400,382	191,965	52.05%
66107	General Supplies-Low Value	13,352	0	(13,352)	0	0	0.00%
66210	Natural Gas	95,723	78,608	(17,115)	197,500	118,892	39.80%
66220	Electricity	319,706	299,246	(20,460)	443,000	143,754	67.55%
66230	Bottled Gas	0	0	0	0	0	0.00%
66260	Gasoline/Diesel	68,367	59,988	(8,378)	74,500	14,512	80.52%
66410	Textbooks	136,255	22,322	(113,933)	21,443	(879)	104.10%
66420	Library Books	5,825	0	(5,825)	0	0	0.00%
66430	Periodicals	2,089	1,163	(926)	0	(1,163)	0.00%
66440	Audiovisual Materials	0	0	0	0	0	0.00%
66500	Techn Supplies	9,967	328	(9,640)	0	(328)	0.00%
66507	Technology	445	0	(445)	0	0	0.00%
66510	Software	2,473	0	(2,473)	0	0	0.00%
66520	Other	0	0	0	3,250	3,250	0.00%
66900	Other Supplies & Material	6,646	3,329	(3,316)	2,720	(609)	122.40%
67100	Land and Improvements	0	0	0	0	0	0.00%
67320	Vehicles	60,960	0	(60,960)	0	0	0.00%
67330	Furniture and Fixtures	5,380	0	(5,380)	0	0	0.00%
67340	Technology Related Hardware	42,473	3,821	(38,652)	3,323	(498)	115.00%
67350	Technology Software	0	9,512	9,512	0	(9,512)	0.00%
67390	Other Equipment	0	0	0	0	0	0.00%
67500	Technology Equipment	0	227	227	0	(227)	0.00%
68100	Dues & Fees	30,609	177,829	147,220	18,100	(159,729)	982.48%
68300	Interest	324,716	154,176	(170,540)	307,953	153,776	50.06%
68400	Indirect Cost	0	0	0	0	0	0.00%
68800	Taxes	0	0	0	0	0	0.00%
68830	Property Tax	0	3,119	3,119	0	0	0.00%
68900	Misc Expenditures	48	615	567	0	(615)	0.00%
69100	Redemption of Principal	430,000	450,270	20,270	450,000	(270)	100.06%
69360	To Federal Grants Fund	0	0	0	0	0	0.00%
69380	To Food Service Fund	0	0	0	0	0	0.00%
Total Other Exp.		3,482,625	2,741,028	(741,596)	3,996,506	1,255,478	68.59%
	Total Expenditures	11,703,137	9,595,057	(2,108,080)	16,548,614	6,953,557	57.98%

**Arkansas Department of Education
Strong-Hutig School District
2010-11 General Operating Funds
Summary**

**General Operating
Funds: 1000, 1218, 1265, 2000, 2001, 2120, 2170, 2218, 2232, 2236, 2240, 2246, 2265, 2340, 2369, 2376, 2383, 2392, 2394, 4000**

FY11 Budget			
<u>Beginning Balance</u> 758,242	<u>Revenue</u> 3,763,991	<u>Expenditures</u> 4,264,564	<u>Projected Balance 6/30/2011</u> 257,669
FY10 as of February 28, 2010			
<u>Beginning Balance</u> 927,081	<u>Revenue</u> 2,726,865	<u>Expenditures</u> 2,775,199	<u>Balance as of 2/28/2010</u> 878,747
FY10 as of February 28, 2011			
<u>Beginning Balance</u> 758,242	<u>Revenue</u> 2,629,083	<u>Expenditures</u> 2,450,068	<u>Balance as of 2/28/2011</u> 937,256

(Does not include Building, Categorical, Federal, Activity and Food Service Funds)

Fiscal and Administrative Services
Financial Accountability and Reporting

Fiscal Distress Report
April 11, 2011

**Arkansas Department of Education
Strong-Hutig School District
2010-11 General Operating Funds
Revenue**

General Operating Funds:1000,1218,1265,2000,2001,2120,2170,2218,2232,2236,2240,2246,2265,2340,2369,2376,2383,2392,2394,4000							
		2009-10	2010-11	2010-11 Actual	2010-11	2010-11	2010-11
		For 8 months	For 8 months	compared to	Annual	Budget	% of Budget
		ending 02/28/2010	ending 02/28/2011	2009-10 Actual	Budget	Balance	Expended
Revenue:							
11110	Property Taxes Current	1,006,088	1,047,698	41,610	1,000,000	(47,698)	104.77%
11115	Property Taxes Relief	0	0	0	0	0	0.00%
11120	Property Tax 40% by 6/30	94,631	0	(94,631)	419,000	419,000	0.00%
11140	Property Tax Delinquent	57,089	47,113	(9,976)	50,000	2,887	94.23%
11150	Excess Commission	46,782	44,442	(2,340)	30,000	(14,442)	148.14%
15100	Interest on Investments	1,666	629	(1,037)	500	(129)	125.84%
19120	Other Rent-Land Owned Lea	11,250	14,960	3,710	17,000	2,040	88.00%
19800	Refunds of Prior Yr Expenditures	50	182	132	0	(182)	0.00%
19900	Misc Revenue from Local Sources	36,900	32,301	(4,599)	40,000	7,699	80.75%
21200	Severance Tax	23,876	25,982	2,106	35,000	9,018	74.24%
31101	State Foundation Funding	1,183,926	1,121,504	(62,422)	1,762,364	640,860	63.64%
31102	Enhanced Educational Fund	10,606	0	(10,606)	0	0	0.00%
31103	98% URT	0	0	0	10,000	10,000	0.00%
31460	Declining Enrollment	190,495	253,147	62,652	253,147	0	100.00%
31620	Supplement Millage	13,979	11,649	(2,330)	11,649	0	100.00%
31900	Other	350	0	(350)	0	0	0.00%
32226	Recruitment / Retention	0	0	0	0	0	0.00%
32232	AR School Recognition Program	3,712	0	(3,712)	0	0	0.00%
32236	Strong Choices	0	0	0	0	0	0.00%
32250	Mentoring	9,464	13,329	3,865	0	(13,329)	0.00%
32260	Fish and Wildlife	681	1,315	635	500	(815)	263.07%
32310	Hand Child-Supv/Extend Yr	0	0	0	0	0	0.00%
32355	Sp Ed Catastrophic	0	0	0	80,000	80,000	0.00%
32912	General Facilities Fund	8,694	7,245	(1,449)	7,245	0	100.00%
32915	Debt Service Supplement	11,125	7,586	(3,539)	7,586	0	100.00%
41300	Revenue in Lieu of Taxes	0	0	0	40,000	40,000	0.00%
53200	Sales of Building and Grounds	15,500	0	(15,500)	0	0	0.00%
	Total Revenue	2,726,865	2,629,083	(97,782)	3,763,991	1,134,908	69.85%

Arkansas Department of Education
Strong-Hutig School District
2010-11 General Operating Funds
Expenditures

General Operating Funds:1000,1218,1265,2000,2001,2120,2170,2218,2232,2236,2240,2246,2265,2340,2369,2376,2383,2392,2394,4000							
		2009-10	2010-11	2010-11 Actual	2010-11	2010-11	2010-11
		For 8 months	For 8 months	compared to	Annual	Budget	% of Budget
Expenditures		ending 02/28/2010	ending 02/28/2011	2009-10 Actual	Budget	Balance	Expended
61000-62999	Salaries & Benefits	1,855,202	1,705,505	(149,697)	2,981,172	1,275,667	57.21%
Other:							
63310	Certified/Prof Dev Training	25	225	200	0	(225)	0.00%
63445	Legal-Research/Opinions	0	0	0	12,555	12,555	0.00%
63900	Other Purc Prof Tech Serv	249,467	234,272	(15,195)	395,904	161,633	59.17%
64110	Water/Sewer	3,858	5,784	1,927	6,500	716	88.99%
64210	Disposal/Sanitation	0	0	0	1,500	1,500	0.00%
64310	Rep/Maint -Building & Grounds	7,762	0	(7,762)	5,000	5,000	0.00%
64320	Rep/Maint - Equip & Vehicle	6,155	4,266	(1,889)	10,725	6,459	39.78%
64410	Rental on Land & Bldgs	0	0	0	0	0	0.00%
64420	Rental Equip & Vehicles	9,713	10,139	426	15,500	5,361	65.41%
65210	Property Insurance	29,822	318	(29,504)	30,000	29,682	1.06%
65220	Liability Insurance	10,825	4,075	(6,750)	12,000	7,925	33.96%
65240	Fleet Insurance	6,961	5,611	(1,350)	8,000	2,389	70.14%
65250	Accident Ins for Students	8,524	6,372	(2,152)	8,550	2,178	74.53%
65300	Communications	32,157	0	(32,157)	0	0	0.00%
65310	Telephone	11,002	11,963	961	16,200	4,237	73.85%
65320	Postage	4,683	1,802	(2,881)	6,800	4,998	26.50%
65400	Advertising	2,058	1,107	(951)	3,000	1,893	36.91%
65610	Tuition Lea's In State	4,971	0	(4,971)	10,000	10,000	0.00%
65800	Travel	172	0	(172)	0	0	0.00%
65810	Travel -Cert In District	4,960	4,043	(917)	7,025	2,982	57.56%
65820	Travel - CLS In District	198	906	708	2,600	1,694	34.85%
66100	General Supplies	185,213	155,431	(29,782)	214,700	59,269	72.39%
66110	Reimbursible Supplies	570	0	(570)	700	700	0.00%
66210	Natural Gas	9,242	37,992	28,749	35,000	(2,992)	108.55%
66220	Electricity	51,611	50,989	(622)	79,000	28,011	64.54%
66260	Gasoline/Diesel	38,836	28,647	(10,188)	45,500	16,853	62.96%
66410	Textbooks	61,005	19,533	(41,472)	60,000	40,467	32.55%
66420	Library Books	3,974	0	(3,974)	4,000	4,000	0.00%
66430	Periodicals	515	185	(330)	1,150	966	16.04%
66510	Software	0	1,800	1,800	1,500	(300)	120.00%
67310	Machinery	2,699	0	(2,699)	1,000	1,000	0.00%
67320	Vehicles	7,500	0	(7,500)	0	0	0.00%
67330	Furniture and Fixtures	0	0	0	7,245	7,245	0.00%
67390	Other Equipment	7,200	0	(7,200)	7,700	7,700	0.00%
68100	Dues & Fees	15,994	11,761	(4,234)	16,000	4,239	73.50%
68300	Interest	66,984	63,629	(3,355)	76,700	13,071	82.96%
69100	Redemption of Principal	75,342	83,713	8,372	101,000	17,287	82.88%
69380	To Food Service	0	0	0	80,338	80,338	0.00%
Total Other Exp.		919,996	744,563	(175,434)	1,283,392	538,829	58.02%
	Total Expenditures	2,775,199	2,450,068	(325,131)	4,264,564	1,814,496	57.45%

Arkansas Department of Education
Yellville-Summit School District
2010-11 General Operating Funds
Summary

General Operating

1000, 1218, 1246, 1265, 2000, 2001, 2218, 2232, 2234, 2240, 2042, 2199, 2218, 2225, 2234, 2240, 2244, 2245, 2246, 2250, 2255, 2260, 2265, 2271, 2300, 2340, 2350, 2385, 2389, 2392, 2394, 2995, 2398, 2399, 2995, 4000, 4394

FY11 Budget			
<u>Beginning Balance</u> 539,245	<u>Revenue</u> 5,925,759	<u>Expenditures</u> 5,574,528	<u>Projected Balance</u> 6/30/2011 890,476
FY10 as of February 28, 2010			
<u>Beginning Balance</u> 497,413	<u>Revenue</u> 4,554,747	<u>Expenditures</u> 4,258,912	<u>Balance as of</u> 2/28/2010 793,249
FY10 as of February 28, 2011			
<u>Beginning Balance</u> 539,245	<u>Revenue</u> 4,070,494	<u>Expenditures</u> 3,276,495	<u>Balance as of</u> 2/28/2011 1,333,243

(Does not include Building, Categorical, Federal, Activity and Food Service Funds)

Fiscal Distress Report
April 11, 2011

Fiscal and Administrative Services
Financial Accountability and Reporting

**Arkansas Department of Education
Yellville-Summit School District
2010-11 General Operating Funds
Revenue**

General Operating Funds: 1000, 1218, 1246, 1265, 2000, 2001, 2218, 2232, 2234, 2240, 2244, 2246, 2250, 2255, 2265, 2271, 2300, 2340, 2389, 2392, 2394, 2398, 2399, 2995, 4000, 4394							
		2009-10	2010-11	2010-11 Actual	2010-11	2010-11	2010-11
		For 8 months	For 8 months	compared to	Annual	Budget	% of Budget
		ending 02/28/2010	ending 02/28/2011	2009-10 Actual	Budget	Balance	Expended
Revenue:							
11110	Property Taxes Current	1,152,747	1,124,828	(27,919)	1,411,580	286,751	79.69%
11115	Property Taxes Relief	79,813	128,596	48,783	0	(128,596)	0.00%
11120	Property Tax 40% by 6/30	181,086	147,901	(33,184)	576,155	428,254	25.67%
11140	Property Tax Delinquent	62,347	85,899	23,552	0	(85,899)	0.00%
11150	Excess Commission	229	36,163	35,934	0	(36,163)	0.00%
11160	Land Redemption	14,748	12,266	(2,482)	65,555	53,289	18.71%
11500	Unapportioned Taxes	7,450	1,731	(5,719)	0	(1,731)	0.00%
12800	Rev In Lieu Of Taxes	0	2,590	2,590	0	(2,590)	0.00%
14240	Fees From Vocational Ed	6,320	6,320	0	12,640	6,320	50.00%
15100	Interest on Investments	2,453	1,848	(605)	3,500	1,652	52.79%
19200	Private Contributions	6,000	0	(6,000)	1,000	1,000	0.00%
19300	Sales of Supplies & Materials	94	0	(94)	200	200	0.00%
19800	Refunds of Prior Yr Expenditures	14,999	9,341	(5,659)	3,000	(6,341)	311.35%
19900	Misc Revenue from Local Sources	7,450	18,817	11,367	5,000	(13,817)	376.34%
21200	Severance Tax	108	79	(29)	125	46	63.36%
22000	Restricted Grants-In-Aid	0	0	0	0	0	0.00%
31101	State Foundation Funding	2,340,934	2,273,741	(67,193)	3,573,025	1,299,284	63.64%
31102	Enhanced Educational Fund	19,145	0	(19,145)	0	0	0.00%
31103	98% URT	0	0	0	0	0	0.00%
31460	Declining Enrollment	119,724	92,092	(27,632)	92,092	0	100.00%
31620	Supplement Millage	33,289	27,741	(5,548)	27,741	0	100.00%
31900	Other	350	0	(350)	350	350	0.00%
32232	AR School Recognition Program	4,098	0	(4,098)	0	0	0.00%
32250	Teacher Enhancement Grant	2,000	4,161	2,161	1,200	(2,961)	346.71%
32260	Game and Fish Funds	2,217	2,734	518	2,734	0	100.00%
32310	Hand Child-Supv/Extend Yr	0	0	0	0	0	0.00%
32314	Extended School Year	888	0	(888)	888	888	0.00%
32330	Non-Hand-Resid Treatment	0	0	0	3,670	3,670	0.00%
32340	Hand-Resident Treatment	0	0	0	1,115	1,115	0.00%
32355	Sp Ed Catastrophic	0	0	0	39,366	39,366	0.00%
32361	G/T Advanced Placement	200	450	250	200	(250)	225.00%
32430	Workforce Spec Needs Proj	750	0	(750)	0	0	0.00%
32480	New Program start up	0	0	0	0	0	0.00%
32909	Coordinated School Health	21,152	28,382	7,229	49,000	20,618	57.92%
32912	General Facilities Fund	14,003	11,669	(2,334)	11,669	0	100.00%
32915	Debt Service Supplement	37,535	33,954	(3,581)	33,954	0	100.00%
32920	AGF/Wild School Yard	0	0	0	0	0	0.00%
32990	Other Grants	4,000	0	(4,000)	0	0	0.00%
42200	Flood Control	9,856	12,628	2,771	10,000	(2,628)	126.28%
51100	Proceeds From Bond Sale	0	6,562	6,562	0	(6,562)	0.00%
51400	Current Loans	400,000	0	(400,000)	0	0	0.00%
51900	Misc Non Revenue	0	0	0	0	0	0.00%
52300	Transfer from Building Fund	3,838	0	(3,838)	0	0	0.00%
52700	Transfer from Student Activity	290	0	(290)	0	0	0.00%
52800	Transfers from Food Service Fund	4,632	0	(4,632)	0	0	0.00%
53400	Compen-Loss Fixed Assets	0	0	0	0	0	0.00%
56400	Extraordinary items	0	0	0	0	0	0.00%
	Total Revenue	4,554,747	4,070,494	(484,254)	5,925,759	1,855,266	68.69%

Arkansas Department of Education
Yellville-Summit School District
2010-11 General Operating Funds
Expenditures

General Operating Funds:1000,1218,1246,1265,2000,2001,2218,2232,2234,2240,2244,2246,2250,2255,2265,2271,2300,2340,2389,2392,2394,2398, 2399,2995,4000,4394						
		2009-10	2010-11	2010-11 Actual	2010-11	2010-11
		For 8 months	For 8 months	compared to	Annual	Budget
Expenditures		ending 02/28/2010	ending 02/28/2011	2009-10 Actual	Budget	% of Budget
61000-62999	Salaries & Benefits	2,946,060	2,645,225	(300,835)	4,272,898	1,627,673 61.91%
Other:						
63120	Management Services	10,000	0	(10,000)	0	0 0.00%
63130	Board of Ed Services	193	0	(193)	35	35 0.00%
63210	Instructional	10,602	9,089	(1,513)	10,769	1,680 84.40%
63310	Certified/Prof Dev Training	1,400	2,375	975	2,225	(150) 106.74%
63320	Classified/Prof Training	1,538	1,290	(248)	360	(930) 358.33%
63410	Pupil Services	15,491	0	(15,491)	0	0 0.00%
63440	Legal	0	0	0	0	0 0.00%
63444	Legal	1,456	0	(1,456)	0	0 0.00%
63450	Medical	1,710	4,010	2,300	6,176	2,166 64.93%
63490	Other Professional Service	56,000	34,721	(21,280)	66,424	31,703 52.27%
63590	Other Technical Services	1,606	882	(724)	1,043	161 84.56%
63900	Other Purc Prof Tech Serv	5,567	7,788	2,221	11,934	4,146 65.26%
64110	Water/Sewer	9,812	14,982	5,170	12,400	(2,582) 120.82%
64210	Disposal/Sanitation	10,269	8,937	(1,333)	15,100	6,164 59.18%
64310	Rep/Maint -Building & Grounds	2,381	3,257	876	7,035	3,778 46.30%
64320	Rep/Maint - Equip & Vehicle	6,424	55	(6,369)	3,364	3,309 1.63%
64410	Rental on Land & Bldgs	10,155	6,980	(3,175)	7,000	20 99.71%
64420	Rental Equip & Vehicles	3,687	1,592	(2,095)	3,428	1,835 46.46%
64500	Construction Services	19,228	0	(19,228)	0	0 0.00%
64900	Other Purc Property Services	30	30	0	137	107 21.84%
65210	Property Insurance	35,157	44,586	9,429	44,586	0 100.00%
65240	Fleet Insurance	8,424	8,424	0	8,424	0 100.00%
65250	Accident Ins for Students	8,500	8,500	0	8,500	0 100.00%
65290	Other Insurance	53	53	0	65	12 81.85%
65310	Telephone	4,687	3,818	(870)	7,857	4,039 48.59%
65320	Postage	3,200	3,200	0	5,100	1,900 62.75%
65330	Networking Internet Serv	149	0	(149)	300	300 0.00%
65400	Advertising	1,098	271	(827)	783	512 34.65%
65500	Printing and Binding	0	274	274	350	76 78.20%
65610	To LEA's Within State	71,507	0	(71,507)	0	0 0.00%
65800	Travel	0	0	0	0	0 0.00%
65810	Travel -Cert In District	741	3,242	2,501	1,704	(1,537) 190.20%
65820	Travel - CLS In District	1,478	1,508	30	2,807	1,299 53.71%
65870	Travel Non-Employee	1,963	4,387	2,424	5,230	843 83.88%
65880	Meals	896	709	(187)	2,527	1,818 28.04%
65890	Lodging	5,499	3,276	(2,223)	6,691	3,415 48.96%
65910	In state/Serv purch Lea	0	0	0	6,121	6,121 0.00%
66100	General Supplies	176,560	133,576	(42,985)	184,573	50,997 72.37%
66107	Low Value Equipment	16,918	4,686	(12,232)	17,854	13,168 26.25%
66210	Natural Gas	32,666	32,818	152	47,449	14,630 69.17%
66220	Electricity	85,176	77,494	(7,682)	117,200	39,706 66.12%
66260	Gasoline/Diesel	35,924	42,860	6,937	57,700	14,840 74.28%
66410	Textbooks	24,882	627	(24,255)	3,627	3,000 17.28%
66420	Library Books	1,160	0	(1,160)	0	0 0.00%
66430	Periodicals	1,808	3,895	2,087	2,376	(1,520) 163.96%
66440	Audiovisual Materials	40	0	(40)	0	0 0.00%
66500	Techn Supplies	5,261	3,674	(1,587)	3,184	(490) 115.39%
66527	Low Value tech Supplies	20,149	1,072	(19,077)	6,091	5,019 17.60%
67320	Vehicles	0	3,608	3,608	0	(3,608) 0.00%
67330	Furniture & Fixtures	3,490	0	(3,490)	4,500	4,500 0.00%
67340	Technology Hardware	3,622	9,457	5,835	4,000	(5,457) 236.42%
67350	Tech- Software	0	0	0	0	0 0.00%
67390	Other Equipment	8,044	0	(8,044)	1,620	1,620 0.00%
68100	Dues & Fees	10,377	9,343	(1,034)	11,648	2,306 80.21%
68300	Interest	147,976	120,916	(27,060)	319,571	198,655 37.84%
68900	Misc Expenditures	16,362	9,010	(7,352)	11,763	2,753 76.60%
68999	Allocated Charges	0	0	0	0	0 0.00%
69100	Redemption of Principal	411,537	0	(411,537)	260,000	260,000 0.00%
69380	To Food Service	0	0	0	0	0 0.00%
69400	Program Funding Return	0	0	0	0	0 0.00%
Total Other Exp.		1,312,852	631,270	(681,582)	1,301,630	670,360 48.50%
	Total Expenditures	4,258,912	3,276,495	(982,416)	5,574,528	2,298,033 58.78%

Armored School District
LEA # 4701
Mississippi County

Classified in Fiscal Distress

May 10, 2010

Fiscal Distress Indicators and Additional Concerns:

* A declining balance determined to jeopardize the fiscal integrity of the school district

District Profile:	2006-07	2007-08	2008-09	2009-10
Superintendent	Michael Hunter	Michael Hunter	Michael Hunter	Michael Hunter
4 QTR ADM	432	453	450	448
Assessment	97,037,435	100,973,075	95,320,607	119,159,381
Total Mills	34.00	36.00	36.00	39.00
Total Debt Bond/Non Bond	2,648,895	4,576,314	4,395,000	5,020,000
Per Pupil Expenditures	8,017	8,572	10,072	9,782
Personnel-Non-Fed Certified FTE	41.74	43.02	47.44	49.56
Personnel-Non-Fed Certified Clsrm FTE	38.74	40.02	44.44	46.56
Avg Salary-Non-Fed Cert Clsrm FTE	35,833	38,221	40,630	37,622
Avg Salary-Non-Fed Cert FTE	37,929	40,495	42,662	39,892
Net Legal Balance (Excl Cat & QZAB)	1,237,058	1,118,635	361,606	*1,126,322

*2009-10 net legal balance includes \$750,000 cash flow loan

Total Debt includes Bonded and Non-bonded filed with ADE.

Data Source: Annual Statistical Reports (ASR) and State Aid Notice for school district.

District Actions

Effective July 1, 2010 Mr. Bruce Young was named Superintendent for the District

The District has included the following objectives in their Fiscal Distress Improvement Plan:

2010-11

- Eliminated a portion of employee benefits above the state minimum
- Reduced certified staff by 2.5 positions
- Reduced one classified employee through attrition
- Utilize bond proceeds for a portion of technology needs
- Use excess bond money for Maintenance and Repairs
- Monitor expenditures
- Reduced employee travel expenditures
- Reduced travel by eliminating athletic and school field trips
- Eliminated Dean of Students stipend
- Reduced mileage reimbursement rate to state rate

Armored School District
LEA # 4701
Mississippi County

Comments:

The District was classified in Fiscal Distress on May 10, 2010. The 2010-11 school year will complete the first full year of fiscal distress.

The district obtained a \$750,000 cash flow loan in June 2010. This loan has been repaid.

Forrest City School District
LEA # 6201
St. Francis County

Classified in Fiscal Distress #####

Fiscal Distress Indicators and Additional Concerns:

* A declining balance determined to jeopardize the fiscal integrity of the school district

District Profile:	2006-07	2007-08	2008-09	2009-10
Superintendent	Lee R. Vent	Dr. Jerry Woods	Dr. Jerry Woods	Dr. Jerry Woods
4 QTR ADM	3,659	3,583	3,411	3,262
Assessment	164,250,637	167,834,915	166,734,930	163,027,250
Total Mills	31.20	31.20	31.20	32.60
Total Debt Bond/Non Bond	11,155,000	11,145,000	16,095,000	15,695,000
Per Pupil Expenditures	9,026	9,136	9,864	11,119
Personnel-Non-Fed Certified FTE	285.86	272.14	281.61	233.88
Personnel-Non-Fed Certified Clsrm FTE	261.65	240.76	249.19	204.68
Avg Salary-Non-Fed Cert FTE	50,291	52,568	51,941	54,713
Avg Salary-Non-Fed Cert Clsrm FTE	47,844	50,309	49,821	52,436
Net Legal Balance (Excl Cat & QZAB)	3,262,048	2,700,841	1,485,002	2,842,720

Total Debt includes Bonded and Non-bonded filed with ADE.

Data Source: Annual Statistical Reports (ASR) and State Aid Notice for school district.

The District has included the following objectives in their Fiscal Distress Improvement Plan:

2009-10

- Eliminated unused telephone lines
- Eliminated free building use and will charge rental
- Reduced operating expenditures by reclassifying to ARRA funds
- Eliminate lawn service contract
- Reduce staff travel

2010-11

- Cancelled Custodial Uniform contract
- Monitor supply expenditures
- Eliminated district student workers
- Reduced costs by not purchasing uniforms for student activities
- Received waiver of \$500 teacher supply requirement
- Eliminated lunches for school resource officers
- Eliminated landscaping contract by using agri students
- Reduced costs by eliminating unnecessary subscriptions and coffee service
- Monitor and use grant monies efficiently
- Conduct partial non-renewal of employee contracts with 2%-3% salary reduction
- Reduce salary expenditures through RIF as necessary
- Propose 4.3 mill increase
- Negotiate with City to propose 1% sales tax
- Utilized Jobs Bill Fund for teacher salaries
- Amend ARRA plan to increase cash flow for general operating budget

2011-12

- Reduce a minimum of 75 certified and classified employees through RIF and Non-Renewal

Forrest City School District
LEA # 6201
St. Francis County

Comments:

The District was classified in Fiscal Distress on December 14, 2009. The 2010-11 school year will complete the first full year of fiscal distress.

The Forrest City School District's general operating ending balance for June 30, 2010 was achieved by reclassifying approximately \$1,677,000 from the general operating funds to ARRA funds.

The 2011-12 Reduction in Force objectives included in the Fiscal Distress plan must be implemented to offset the use of ARRA funds utilized in the 10-11 school year.

Helena-West Helena School District
LEA # 5403
Phillips County

Classified in Fiscal Distress: September 13, 2010

Fiscal Distress Indicators and Additional Concerns:

- * A declining balance determined to jeopardize the fiscal integrity of the school district
- * Material audit exceptions or violations

District Profile:	2006-07	2007-08	2008-09	2009-10
Superintendent	Rudolph Howard	Rudolph Howard	Roy Bridges (interim)	Willie Williams
3 QTR ADM	2,879	2,737	2,579	2,312
Assessment	108,115,569	108,597,591	109,765,477	112,772,244
Total Mills	34.10	34.10	34.10	34.10
Total Debt Bond/Non Bond	9,124,909	8,639,377	8,180,000	7,750,000
Per Pupil Expenditures *	9,612	10,337	10,932	13,268
Personnel-Non-Fed Certified FTE *	230.51	246.47	232.69	229.59
Personnel-Non-Fed Certified Clsrm FTE *	209.73	223.33	209.70	200.17
Avg Salary-Non-Fed Cert Clsrm FTE *	44,096	42,307	44,144	44,799
Avg Salary-Non-Fed Cert FTE *	46,551	44,351	46,225	48,126
Net Legal Balance (Excl Cat & QZAB)	5,684,078	4,647,083	3,190,955	1,809,446

Total Debt includes Bonded and Non-bonded filed with ADE.

Data Source: Annual Statistical Reports (ASR) and State Aid Notice for school district.

The District has included the following objectives in their Fiscal Distress Improvement Plan:

2010-11

- Reduce (RIF) 3 staff administrative office staff
- Reclassified certified and classified salaries from operating to ARRA funds
- Reclassified certified and classified salaries from operating to Declining Enrollment funds
- Reclass certified and classified salaries from operating to NSLA funds
- Reduced certified and classified salaries through attrition and reassignment
- Monitor all expenditures
- Eliminated Saturday school Detention Program
- Eliminated custodial/maintenance uniforms
- Eliminated After School Discipline Program

2011-12

- Reduce certified and classified salaries by 3%
- Reduced 240 day contracts to 220 days
- Reduce salary and utility costs by transferring kindergarten students to three other schools

Helena-West Helena School District
LEA # 5403
Phillips County

Comments:

The District was classified in Fiscal Distress on September 13, 2010.

District had a prior classification with Fiscal Distress program.

- Classified - April 11, 2005
- Reconstitution (State takeover) - September 8, 2005
- Removed - April 21, 2008

The district received a Fiscal Distress Identification letter on July 22, 2010.

The Helena-West Helena School District's general operating ending balance for June 30, 2011 is contingent on reclassifying approximately \$2.7 million from the general operating funds to American Recovery and Reinvestment ACT (ARRA), Declining Enrollment, and NSLA funds

The 2011-12 Reduction in Force objectives included in the Fiscal Distress plan must be implemented to offset the use of ARRA funds utilized in the 10-11 school year.

Strong-Huttig School District
LEA # 7009
Union County

Classified in Fiscal Distress

January 14, 2011

Fiscal Distress Indicators and Additional Concerns:

* A declining balance determined to jeopardize the fiscal integrity of the school district

District Profile:	2006-07	2007-08	2008-09	2009-10
Superintendent	Saul A. Lusk Sr.	Saul A. Lusk Sr.	Dr. Terry W. Davis	Dr. Terry W. Davis
4 QTR ADM	641	617	554	471
Assessment	37,151,203	42,188,196	42,203,968	40,761,177
Total Mills	39.00	39.00	39.00	39.00
Total Debt Bond/Non Bond	1,962,484	1,902,830	1,805,156	1,699,310
Per Pupil Expenditures	9,609	10,018	10,493	13,118
Personnel-Non-Fed Certified FTE	60.87	58.71	52.89	48.48
Personnel-Non-Fed Certified Clsrm FTE	52.42	50.60	46.46	42.98
Avg Salary-Non-Fed Cert FTE	40,420	43,060	44,470	44,023
Avg Salary-Non-Fed Cert Clsrm FTE	38,584	40,147	41,293	40,791
Net Legal Balance (Excl Cat & QZAB)	1,415,892	999,252	950,279	775,197

Total Debt includes Bonded and Non-bonded filed with ADE.

Data Source: Annual Statistical Reports (ASR) and State Aid Notice for school district.

Effective November 1, 2010, Mary Calloway is Superintendent of the District

District Actions

The District has included the following objectives in their Fiscal Distress Improvement Plan:

2011-12

- Reduced certified personnel by 5 FTE through RIF
- Reduced classified personnel by 9 FTE through RIF
- Reduced one administrator through attrition
- Eliminated 29 stipends from the salary schedule
- Reduced contracted days for specific certified employees
- Reduced contracted days for specific classified employee
- Reduced employee insurance benefits

Strong-Huttig School District
LEA# 7009
Union County

Comments:

The District was classified in Fiscal Distress on January 14, 2011.

The Strong-Huttig Superintendent, Dr. Terry Davis received a contract buyout of \$250,000 on August 25, 2010.

During the time of August 25, 2010 to November 1, 2010, the District utilized Norman Hill then Lavern Flarity as "interim" Superintendent

On November 1, 2010, the District hired Mary Calloway as Superintendent.

Yellville-Summit School District
LEA # 4502
Marion County

Classified in Fiscal Distress #####

Fiscal Distress Indicators and Additional Concerns:

* A declining balance determined to jeopardize the fiscal integrity of the school district

District Profile:	2006-07	2007-08	2008-09	2009-10
Superintendent	Jack Leatherman	Jack Leatherman	Jack Leatherman	John Dwyer
4 QTR ADM	898	885	860	828
Assessment	50,019,329	52,744,249	56,703,541	57,615,494
Total Mills	36.98	36.98	36.98	36.98
Total Debt Bond/Non Bond	6,121,493	7,179,450	6,941,537	7,905,000
Per Pupil Expenditures	8,001	8,509	8,875	9,901
Personnel-Non-Fed Certified FTE	87.86	80.12	78.94	85.64
Personnel-Non-Fed Certified Clsrm FTE	81.62	74.76	73.59	77.40
Avg Salary-Non-Fed Cert FTE	37,430	43,001	42,735	34,858
Avg Salary-Non-Fed Cert Clsrm FTE	36,356	41,653	41,605	34,301
Net Legal Balance (Excl Cat & QZAB)	1,838,478	1,011,654	522,713	563,700

Total Debt includes Bonded and Non-bonded filed with ADE.

Data Source: Annual Statistical Reports (ASR) and State Aid Notice for school district.

Effective for the 2010-2011 school year Mr. Larry Ivens is Superintendent for the District.

District Actions

Utilized cash flow loan in the amount of \$400,000 and repaid during the 2009-10 school year

The District has included the following objectives in their Fiscal Distress Improvement Plan:

2009-10

- Obtained second lien bonds to replace operating monies used for construction and to repay balance due on multipurpose building.
- Reduced maintenance and utility costs by relocating preschool students from portable buildings to main campus
- Reduced certified salaries by transferring costs to ARRA funds
- Reduced substitute salary costs by transferring central office staff member to full time substitute
- Reduced cost of special education maintenance of effort from operating by transferring costs to ARRA funds
- Eliminated one bus route and reconfigured others to use less bus drivers

2010-11

- Refunded bond to lower interest rate for district
- Reduced certified personnel by 5 FTE through RIF and attrition
- Reduced cost of alternative education for students by housing locally and using current teachers
- Reduced certified salaries by transferring costs to ARRA funds for 7.5 teachers
- Reduced certified personnel by reconfiguring school allowing one less principal
- Eliminated two bus routes and reconfigured others to reduce bus drivers
- Installed locked boxes on all thermostats
- Continue Reduction in Force for 2010-11 school year for positions not required to meet standards
- Pay vocational salaries above standards to ARRA Stabilization funds.

2011-12

- Continue Reduction in Force for 2011-12 school year for positions not required to meet standards.

Yellville-Summit School District
LEA # 4502
Marion County

Comments:

The District was classified in Fiscal Distress on December 14, 2009. The 2010-11 will complete the first full year of fiscal distress.

The Yellville-Summit Superintendent Jack Leatherman resigned October 16, 2009. On October 19, 2009 the District hired John Dwyer as Interim Superintendent to finish the 2009-10 school year. Effective with the 2010-11 school year Mr. Dwyer retired and the district hired Mr. Larry Ivens as Superintendent.

The Yellville-Summit School District's general operating ending balance for June 30, 2010 relied heavily on the ARRA Plan. Based on the ARRA Plan the District reclassified approximately \$537,170 expenditures from general operating funds to ARRA funds during the 2009-10 school year.

The 2011-12 Reduction in Force objectives included in the Fiscal Distress plan must be implemented to offset the use of ARRA funds.

March 14, 2011

Dr. Tom Kimbrell, Commissioner of Education
Room 304-A
Four Capitol Mall
Little Rock AR 72201

RECEIVED
COMMISSIONER'S OFFICE

MAR 18 2011

DEPARTMENT OF EDUCATION

Dear Dr. Kimbrell:

This letter is being forwarded to you seeking permission to be placed on the agenda for the next Arkansas Board of Education Meeting. When approved, we need to know how many citizens may attend and/or present. We also need to know the date, time, and location of the meeting.

Your most immediate attention and response to this request will truly be appreciated. We thank you in advance for your cooperation.

Sincerely,



Naomi Cottoms
(Unifying Voices for Quality Education)
1118 Porter Street
Helena, AR 72342
870-338-0955

Agency	Purpose of Grant	Amount
Jefferson Comprehensive Care PAT	Professional Development	\$ 12,000.00

Jasper School District
Kerry Saylor, Superintendent
P.O. Box 446
Jasper, Arkansas 72641

BOARD MEMBERS:

TELEPHONE (870)446-2223

Stacey Clark, President
Denton Fancher, Vice President
Allen Clark, Secretary
Quentin Rylee
Todd Scarborough
Shannon Skyrme
Rex Van Buren

March 18, 2011

Dr. Tom Kimbrell, Commissioner
Arkansas Department of Education
Four Capitol Mall
Little Rock, AR 72201-1019

Dear Dr. Kimbrell:

Please consider this request to be added to the ADE board agenda for the month of April. I would like to request 1 waiver day due to inclement weather for the Jasper School District.

Our district missed a total of 11 instructional days and has plans to make up these snow days as follows: Spring Break (3 days) - March 22, 23, 24; Good Friday (1 day) - April 22; and added to end (7 days) - May 26, 27, 31, and June 1, 2, 3, and 6. I have enclosed a revised calendar showing "snow days used" and "make up days" for you as well.

Thank you for your consideration of this matter.

Sincerely,

Kerry Saylor

Kerry Saylor
Superintendent of Schools

cc: Ms. Phyllis Stewart, ADE Liaison State Board/Commissioner

KS: kkb

Modified to include snow days - Jasper School District 2010-2011 Calendar

Aug. 9-13.....Teacher Inservice
 Aug. 16.....Teacher inservice/Open House
 Aug. 19.....1st Day of Classes
 Sept. 6.....Labor Day No Classes
 Sept. 16.....P.T.C / 1st Q Progress Report
 Sept. 17.....Teacher Inservice No Students
 Oct. 15.....End of 1st Quarter
 Nov. 11.....2nd Q Progress Report
 Nov 24-26.....Thanksgiving Break No Classes
 Dec. 17.....End of 2nd Quarter
 Dec. 15-17.....Semester Exams
 Dec. 20-31.....Christmas Break No Classes

Jan. 3.....School Resumes
 Feb.3.....P.T.C/3rd Q Progress Report
 Feb. 4.....Teacher Inservice No Students
 Mar 11.....End of 3rd Quarter
 Mar 21-25.....Spring Break No Classes
 Apr. 21.....4th Q Progress Report
 Apr. 22.....Good Friday/
 May 20.....Graduation - Jasper, Kingston, & Oark
 June 2 & 3.....Semester Exams
 June 6.....End of 3rd Quarter
 MAY 30.....Memorial Day

snow days used
 make up days

BOARD APPROVED: March 16, 2010

JULY						
S	M	T	W	T	F	S
				1	2	3
4	5	6	7	8	9	10
11	12	13	14	15	16	17
18	19	20	21	22	23	24
25	26	27	28	29	30	31

AUGUST I=9						
S	M	T	W	T	F	S
1	2	3	4	5	6	7
8	9	10	11	12	13	14
15	16	17	18	19	20	21
22	23	24	25	26	27	28
29	30	31				

SEPTEMBER I=20						
S	M	T	W	T	F	S
			1	2	3	4
5	6	7	8	9	10	11
12	13	14	15	16	17	18
19	20	21	22	23	24	25
26	27	28	29	30		

OCTOBER I=21						
S	M	T	W	T	F	S
					1	2
3	4	5	6	7	8	9
10	11	12	13	14	15	16
17	18	19	20	21	22	23
24	25	26	27	28	29	30
31						

NOVEMBER I=19						
S	M	T	W	T	F	S
	1	2	3	4	5	6
7	8	9	10	11	12	13
14	15	16	17	18	19	20
21	22	23	24	25	26	27
28	29	30				

DECEMBER I = 13						
S	M	T	W	T	F	S
			1	2	3	4
5	6	7	8	9	10	11
12	13	14	15	16	17	18
19	20	21	22	23	24	25
26	27	28	29	30	31	

JANUARY I=21(-4=17)						
S	M	T	W	T	F	S
						1
2	3	4	5	6	7	8
9	10	11	12	13	14	15
16	17	18	19	20	21	22
23	24	25	26	27	28	29
30	31					

FEBRUARY I = 19(-7=12)						
S	M	T	W	T	F	S
		1	2	3	4	5
6	7	8	9	10	11	12
13	14	15	16	17	18	19
20	21	22	23	24	25	26
27	28					

MARCH I=18 (+3=21)						
S	M	T	W	T	F	S
		1	2	3	4	5
6	7	8	9	10	11	12
13	14	15	16	17	18	19
20	21	22	23	24	25	26
27	28	29	30	31		

APRIL I = 20 (+1=21)						
S	M	T	W	T	F	S
					1	2
3	4	5	6	7	8	9
10	11	12	13	14	15	16
17	18	19	20	21	22	23
24	25	26	27	28	29	30

MAY I =18(+3=21)						
S	M	T	W	T	F	S
1	2	3	4	5	6	7
8	9	10	11	12	13	14
15	16	17	18	19	20	21
22	23	24	25	26	27	28
29	30	31				

JUNE (I=4)						
S	M	T	W	T	F	S
			1	2	3	4
5	6	7	8	9	10	11
12	13	14	15	16	17	18
19	20	21	22	23	24	25
26	27	28	29	30		

March 22,23,24; April 22; May 26,27,31; & June 1,2,3,6 will be used to make up snow days



ARKANSAS DEPARTMENT OF EDUCATION

Dr. Tom W. Kimbrell March 1, 2011
Commissioner

**State Board
of Education**

Dr. Naccaman Williams
Springdale
Chair

Jim Cooper
Melbourne
Vice Chair

Sherry Burrow
Jonesboro

Brenda Gullett
Fayetteville

Sam Ledbetter
Little Rock

Alice Mahony
El Dorado

Dr. Ben Mays
Clinton

Toyce Newton
Crossett

Vicki Savlers
Little Rock

Mr. George Newton, Superintendent
Dermott School District
525 East Speedway Street
Dermott, AR 71638

Dear Mr. Newton:

Pursuant to Ark. Code Ann. § 6-20-1905, this letter is to provide notice that the Dermott School District has been identified by the Arkansas Department of Education (Department) as a school district in Fiscal Distress. According to Ark. Code Ann. § 6-20-1904, the Dermott School District meets one (1) or more of the criteria necessary to be identified as a school district in Fiscal Distress, including:

- A declining balance determined to jeopardize the fiscal integrity of the school district, and

The Department will request that the State Board of Education (SBE) classify the Dermott School District as being in Fiscal Distress at its meeting on, April 11, 2011. The meeting will begin at 9:00 a.m. in the Auditorium of the Arch Ford Education Building, Four Capitol Mall in Little Rock, Arkansas.

Please find included in this mailing a copy of the Department's rules on Identifying and Governing the Arkansas Fiscal Assessment and Accountability Program. This document outlines the identification and classification of Fiscal Distress. It also provides the process by which a district may appeal the classification of Fiscal Distress to the SBE. An appeal would be heard at the same April 11, 2011, SBE Meeting. Additional information may be found in Arkansas Code Ann. § 6-20-1901 et seq.


Ark. Code Ann. §6-20-1907 states that no school district identified by the Department as being in Fiscal Distress may incur any debt without prior written approval from the Department. "Any debt" includes any employment contract, vendor contract, lease, loan, purchase, or any other obligation that will increase the district's financial obligations, accounts payable, or its liabilities. The district is required to obtain prior written approval from the Department, effective with its receipt of this letter. Please retain this notice in your District audit file.

Four Capitol Mall
Little Rock, AR
72201-1019
(501) 682-4475
ArkansasEd.org

Fiscal Distress Identification
Page 2

Should the district have questions or comments, please contact the Fiscal Distress Services, at (501) 682-5124.

Sincerely,

A handwritten signature in cursive script, appearing to read "Hazel Burnett".

Hazel Burnett,
ADE Coordinator Fiscal Distress Accountability and Reporting

HB:ddm

cc: Dr. Tom Kimbrell, Commissioner of Education
Mr. Tony Wood, Deputy Commissioner of Education
Jeremy Lasiter, General Counsel
Mr. William J. Goff, Assistant Commissioner
Senator Jimmy Jeffress
Representative Robert S. Moore Jr.
Lexa McMickle, School Board President

Dermott School District
LEA # 0901
Chicot County

Fiscal Distress Indicators and Additional Concerns:

* A declining balance determined to jeopardize the fiscal integrity of the school district

District Profile:	2006-07	2007-08	2008-09	2009-10
Superintendent	Alton Newton	Alton Newton	Alton Newton	Alton Newton
4 QTR ADM	534	503	473	438
Assessment	29,817,077	30,059,157	30,811,069	30,625,905
Total Mills	36.81	36.81	36.81	41.81
Total Debt Bond/Non Bond	2,675,747	2,648,517	2,757,063	3,236,099
Per Pupil Expenditures	10,602	10,280	11,075	14,695
Personnel-Non-Fed Certified FTE	63.13	51.40	53.57	56.07
Personnel-Non-Fed Certified Clsrm FTE	53.03	47.20	49.57	49.49
Avg Salary-Non-Fed Cert Clsrm FTE	39,208	39,796	40,758	39,695
Avg Salary-Non-Fed Cert FTE	40,528	41,793	42,929	42,625
Net Legal Balance (Excl Cat & QZAB)	833,225	1,071,429	1,082,741	837,126

Arkansas Department of Education
Fund Balance Data
Earle School District

District LEA	0901000
District Description	DERMOTT SCHOOL DISTRICT
FY-08 Legal Balance	1,536,707
FY-08 Restricted SOF	530,342
FY-08 Deposits with Paying Agents	0
FY-08 Current Loans	0
FY-08 Unrestricted Legal Balance	1,006,365
FY-09 Legal Balance	1,341,224
FY-09 Restricted SOF	324,537
FY-09 Deposits with Paying Agents	0
FY-09 Current Loans	0
FY-09 Unrestricted Legal Balance	1,016,688
FY-10 Legal Balance	883,931
FY-10 Restricted SOF	185,394
FY-10 Deposits with Paying Agents	0
FY-10 Current Loans	0
FY-10 Unrestricted Legal Balance	698,537
Two Year Change	(307,828)
Two Year Projected Balance	390,709
<u>FY-11BUDGET</u>	
FY-11 Legal Balance	78,773
FY-11 Restricted SOF	63,826
FY-11 Deposits with Paying Agents	0
FY-11 Current Loans	0
FY-11 Unrestricted Legal Balance	14,947



ARKANSAS DEPARTMENT OF EDUCATION

Dr. Tom W. Kimbrell
Commissioner

February 18, 2011

**State Board
of Education**

Dr. Naccaman Williams
*Springdale
Chair*

Jim Cooper
*Melbourne
Vice Chair*

Sherry Burrow
Jonesboro

Brenda Gullett
Fayetteville

Sam Ledbetter
Little Rock

Alice Mahony
El Dorado

Dr. Ben Mays
Clinton

Toyce Newton
Crossett

Vicki Saviers
Little Rock

Mr. Steve Lucas, Superintendent
West Side School District
7295 Greers Ferry Road
Greers Ferry, AR 72067

Dear Mr. Lucas:

Pursuant to Ark. Code Ann. § 6-20-1905, this letter is to provide notice that the West Side School District has been identified by the Arkansas Department of Education (Department) as a school district in Fiscal Distress. According to Ark. Code Ann. § 6-20-1904, the West Side School District meets one (1) or more of the criteria necessary to be identified as a school district in Fiscal Distress, including:

- A declining balance determined to jeopardize the fiscal integrity of the school district.

The Department will request that the State Board of Education (SBE) classify the West Side School District as being in Fiscal Distress at its meeting on, April 11, 2011. The meeting will begin at 9:00 a.m. in the Auditorium of the Arch Ford Education Building, Four Capitol Mall in Little Rock, Arkansas.

Please find included in this mailing a copy of the Department's rules on Identifying and Governing the Arkansas Fiscal Assessment and Accountability Program. This document outlines the identification and classification of Fiscal Distress. It also provides the process by which a district may appeal the classification of Fiscal Distress to the SBE. An appeal would be heard at the same April 11, 2011, SBE Meeting. Additional information may be found in Arkansas Code Ann. § 6-20-1901 et seq.

Ark. Code Ann. §6-20-1907 states that no school district identified by the Department as being in Fiscal Distress may incur any debt without prior written approval from the Department. "Any debt" includes any employment contract, vendor contract, lease, loan, purchase, or any other obligation that will increase the district's financial obligations, accounts payable, or its liabilities. The district is required to obtain prior written approval from the Department, effective with its receipt of this letter. Please retain this notice in your District audit file.

Four Capitol Mall
Little Rock, AR
72201-1019
(501) 682-4475
ArkansasEd.org

Fiscal Distress Identification
Page 2

Should the district have questions or comments, please contact the Fiscal Distress Services, at (501) 682-5124.

Sincerely,

A handwritten signature in cursive script, appearing to read "Hazel Burnett".

Hazel Burnett,
ADE Coordinator Fiscal Distress Accountability and Reporting

HB:ddm

cc: Dr. Tom Kimbrell, Commissioner of Education
Mr. Tony Wood, Deputy Commissioner of Education
Jeremy Lasiter, General Counsel
Mr. William J. Goff, Assistant Commissioner
Senator Jason Rapert
Representative Josh Johnston
Mr. Mike Story, School Board President

Westside School District
LEA # 1204
Cleburne County

Fiscal Distress Indicators and Additional Concerns:

* A declining balance determined to jeopardize the fiscal integrity of the school district

District Profile:	2006-07	2007-08	2008-09	2009-10
Superintendent	Russell Hester	Russell Hester	Russell Hester	Steve Lucas
4 QTR ADM	532	503	499	507
Assessment	101,250,465	108,412,209	116,021,126	127,558,766
Total Mills	28.70	28.70	28.70	28.70
Total Debt Bond/Non Bond	4,070,000	3,975,000	3,860,000	3,766,709
Per Pupil Expenditures	7,925	8,969	9,366	9,848
Personnel-Non-Fed Certified FTE	49.65	50.60	51.18	50.65
Personnel-Non-Fed Certified Clsrm FTE	46.55	47.00	47.58	47.07
Avg Salary-Non-Fed Cert Clsrm FTE	37,790	39,525	40,476	41,258
Avg Salary-Non-Fed Cert FTE	39,557	41,413	42,401	43,444
Net Legal Balance (Excl Cat & QZAB)	2,875,894	3,019,378	2,144,719	916,688

Arkansas Department of Education
Fund Balance Data
Westside School District

District LEA	1204000
District Description	WEST SIDE SCHOOL DISTRICT
FY-08 Legal Balance	3,042,344
FY-08 Restricted SOF	30,008
FY-08 Deposits with Paying Agents	0
FY-08 Current Loans	0
FY-08 Unrestricted Legal Balance	3,012,335
FY-09 Legal Balance	2,191,535
FY-09 Restricted SOF	53,860
FY-09 Deposits with Paying Agents	0
FY-09 Current Loans	0
FY-09 Unrestricted Legal Balance	2,137,676
FY-10 Legal Balance	959,188
FY-10 Restricted SOF	50,085
FY-10 Deposits with Paying Agents	0
FY-10 Current Loans	0
FY-10 Unrestricted Legal Balance	909,103
Two Year Change	(2,103,232)
Two Year Projected Balance	(1,194,129)
<u>FY-11BUDGET</u>	
FY-11 Legal Balance	652,629
FY-11 Restricted SOF	19,270
FY-11 Deposits with Paying Agents	0
FY-11 Current Loans	0
FY-11 Unrestricted Legal Balance	633,359



ARKANSAS DEPARTMENT OF EDUCATION

Dr. Tom W. Kimbrell February 18, 2011
Commissioner

**State Board
of Education**

Dr. Naccaman Williams
Springdale
Chair

Jim Cooper
Melbourne
Vice Chair

Sherry Burrow
Jonesboro

Brenda Gullett
Fayetteville

Sam Ledbetter
Little Rock

Alice Mahony
El Dorado

Dr. Ben Mays
Clinton

Toyce Newton
Crossett

Vicki Saviers
Little Rock

Mr. Rickey Nicks, Superintendent
Earle School District
P.O. Box 637
Earle, AR 72331

Dear Mr. Nicks:

Pursuant to Ark. Code Ann. § 6-20-1905, this letter is to provide notice that the Earle School District has been identified by the Arkansas Department of Education (Department) as a school district in Fiscal Distress. According to Ark. Code Ann. § 6-20-1904, the Earle School District meets one (1) or more of the criteria necessary to be identified as a school district in Fiscal Distress, including:

- A declining balance determined to jeopardize the fiscal integrity of the school district, and
- Material failure to provide timely and accurate legally required financial reports to the department, the Division of Legislative Audit, the General Assembly, or the Internal Revenue Services;
- Insufficient funds to cover payroll, salary, employment benefits, or legal tax obligations;
- Materials discrepancies between budgeted and actual school district expenditures;
- Any other fiscal condition of a school district deemed to have a detrimental negative impact on the continuation of educational services by that school district.

The Department will request that the State Board of Education (SBE) classify the Earle School District as being in Fiscal Distress at its meeting on, April 11, 2011. The meeting will begin at 9:00 a.m. in the Auditorium of the Arch Ford Education Building, Four Capitol Mall in Little Rock, Arkansas.

Please find included in this mailing a copy of the Department's rules on Identifying and Governing the Arkansas Fiscal Assessment and Accountability Program. This document outlines the identification and classification of Fiscal Distress. It also provides the process by which a district may appeal the classification of Fiscal Distress to the SBE. An appeal would be heard at the same April 11, 2011, SBE Meeting. Additional information may be found in Arkansas Code Ann. § 6-20-1901 et seq.

Four Capitol Mall
Little Rock, AR
72201-1019
(501) 682-4475
ArkansasEd.org

Fiscal Distress Identification
Page 2

Ark. Code Ann. §6-20-1907 states that no school district identified by the Department as being in Fiscal Distress may incur any debt without prior written approval from the Department. "Any debt" includes any employment contract, vendor contract, lease, loan, purchase, or any other obligation that will increase the district's financial obligations, accounts payable, or its liabilities. The district is required to obtain prior written approval from the Department, effective with its receipt of this letter. Please retain this notice in your District audit file.

Should the district have questions or comments, please contact the Fiscal Distress Services, at (501) 682-5124.

Sincerely,



Hazel Burnett,
ADE Coordinator Fiscal Distress Accountability and Reporting

HB:ddm

cc: Dr. Tom Kimbrell, Commissioner of Education
Mr. Tony Wood, Deputy Commissioner of Education
Jeremy Lasiter, General Counsel
Mr. William J. Goff, Assistant Commissioner
Senator James "Jim" Luker
Representative Fred Smith
Eric Cox, School Board President

Earle School District
LEA # 1802
Crittenden County

Fiscal Distress Indicators and Additional Concerns:

- * A declining balance determined to jeopardize the fiscal integrity of the school district.
- * Material failure to provide timely and accurate legally required financial reports to the department, the Division of Legislative Audit, the General Assembly, or the Internal Revenue Services.
- * Insufficient funds to cover payroll, salary, employment benefits, or legal tax obligations.
- * Material discrepancies between budgeted and actual school district expenditures.
- * Any other fiscal condition of a school district deemed to have a detrimental negative impact of the continuation of educational services by the school district.

District Profile:	2006-07	2007-08	2008-09	2009-10
Superintendent	Jack Crumbley	Jack Crumbley	Jack Crumbley	Jack Crumbley
4 QTR ADM	819	807	777	749
Assessment	25,109,534	24,741,061	24,882,333	24,341,951
Total Mills	44.80	44.80	44.80	44.80
Total Debt Bond/Non Bond	7,365,733	7,533,295	7,699,996	7,798,172
Per Pupil Expenditures	10,157	10,075	12,081	13,288
Personnel-Non-Fed Certified FTE	55.39	76.88	77.05	76.84
Personnel-Non-Fed Certified Clsrm FTE	48.96	70.25	70.25	70.32
Avg Salary-Non-Fed Cert Clsrm FTE	49,446	33,529	37,610	35,782
Avg Salary-Non-Fed Cert FTE	52,727	37,915	41,834	39,643
Net Legal Balance (Excl Cat & QZAB)	352,931	530,574	358,503	* 485,326

*FY10 balance includes a \$500,000 current loan.

•As of January 2011, the District had an adjusted bank balance of \$377,601.62 which included \$688,215 in current loan proceeds

District Actions:

- Effective February 7, 2010, Mr. Ricky Nicks was named "Interim" Superintendent of the District.
- Effective March 3, 2010, Mr. Ricky Nicks was named "Acting" Superintendent of t

Arkansas Department of Education

District LEA	1802000
District Description	EARLE SCHOOL DISTRICT
FY-08 Legal Balance	566,192
FY-08 Restricted SOF	35,619
FY-08 Deposits with Paying Agents	0
FY-08 Current Loans	0
FY-08 Unrestricted Legal Balance	530,574
FY-09 Legal Balance	358,503
FY-09 Restricted SOF	12,594
FY-09 Deposits with Paying Agents	0
FY-09 Current Loans	(Repaid within year) 350000
FY-09 Unrestricted Legal Balance	345,908
FY-10 Legal Balance	736,608
FY-10 Restricted SOF	268,211
FY-10 Deposits with Paying Agents	0
FY-10 Current Loans	500,000
FY-10 Unrestricted Legal Balance	(31,602)
Two Year Change	(562,176)
Two Year Projected Balance	(593,778)
<u>FY-11BUDGET</u>	
FY-11 Legal Balance	746,207
FY-11 Restricted SOF	150,751
FY-11 Deposits with Paying Agents	0
FY-11 Current Loans	0
FY-11 Unrestricted Legal Balance	595,456

The Law Firm of
BEQUETTE & BILLINGSLEY
A Professional Association

GEORGE J. BEQUETTE, JR.
jbequette@bbpalaw.com

KEITH I. BILLINGSLEY
kbillingsley@bbpalaw.com

Metropolitan National Bank Tower
425 West Capitol Avenue, Suite 3200
Little Rock, Arkansas 72201-3469
www.bbpalaw.com

Telephone
(501) 374-1107

Telecopier
(501) 374-5092

March 16, 2011

RECEIVED

MAR 18 2011

**FINANCIAL ACCOUNTABILITY
& REPORTING**

Via U.S. Mail and Certified Mail
No. 7009 1410 0000 1976 6355
Return Receipt Requested

Tom W. Kimbrell, Ed.D.
Commissioner of Education
Arkansas Department of Education
Four Capitol Mall
Little Rock, AR 72201

Re: Earle School District

Dear Dr. Kimbrell:

This firm represents the Earle School District ("District"). The District is in receipt of a letter dated February 18, 2011 from Ms. Hazel Burnett of the Arkansas Department of Education ("Department") notifying the District that it has been identified by the Department as a school district in fiscal distress pursuant to Ark. Code Ann. § 6-20-1905.

The purpose of this letter is to notify the Department of the District's appeal to the Arkansas State Board of Education ("State Board") of the notice of fiscal distress status from the Department. The District should not be classified as in fiscal distress for the following reasons:

1. The District does not have a declining fund balance which would jeopardize the fiscal integrity of the District;
2. The District has not materially failed to provide timely and accurate legally required financial reports;
3. The District has sufficient funds to cover payroll, salary, employment benefits and legal tax obligations;

Tom W. Kimbrell, Ed.D.
March 16, 2011
Page 2

4. There have been no material discrepancies between budgeted and actual school district expenditures; and
5. There are no other fiscal conditions of the District which could be reasonably deemed to have a detrimental negative impact on the continuation of educational services by the District.

It is the District's understanding that the hearing on the appeal submitted by the District will be heard by the State Board on April 11, 2011. Please advise if this understanding is not correct.

Thank you for your consideration this matter. Please contact me should you have further questions or comments.

Very truly yours,



Jay Bequette

cc: Mr. Tony Wood
Deputy Commissioner of Education

Ms. Hazel Burnett
ADE Coordinator, Fiscal Distress Accountability and Reporting

Jeremy Lasiter, Esq.
General Counsel

Mr. William J. Goff
Assistant Commissioner

Mr. Rickey Nicks
Superintendent, Earle School District



ARKANSAS DEPARTMENT OF EDUCATION

Dr. Tom W. Kimbrell
Commissioner

March 21, 2011

State Board
Of Education

Dr. Naccaman Williams
Springdale
Chair

Dr. Ben Mays
Clinton
Vice Chair

Sherry Burrow
Jonesboro

Jim Cooper
Melbourne

Brenda Gullett
Fayetteville

Sam Ledbetter
Little Rock

Alice Mahony
El Dorado

Toyce Newton
Crossett

Vicki Saviers
Little Rock

Morris L. Holmes
Little Rock School District
810 West Markham Street
Little Rock, AR 72201

Re: Notice of State Board Meeting

Dear Mr. Holmes:

This letter is to inform you that your request for a hearing regarding Felder Alternative Learning Academy will be considered at the State Board of Education's meeting on April 11, 2011. The meeting is scheduled to begin at 9:00 a.m., and will be held in the auditorium of the Arch Ford Education Building at Four Capitol Mall in Little Rock.

Please ensure that you have all the necessary personnel in attendance, as well as all documentation in order to address any questions from the Arkansas State Board of Education concerning your request.

Please feel free to contact the Charter School Office at (501) 683-5313, should you have any questions.

Sincerely,

Mary Ann Duncan, Ed.D.
Charter Schools, Program Coordinator

MAD/jf

c/c: Jeremy Lasiter, General Counsel



LITTLE ROCK SCHOOL DISTRICT

OFFICE OF THE SUPERINTENDENT

March 10, 2011

Dr. Mary Ann Duncan
Arkansas Department of Education
Office of Public Charter Schools
Four Capitol Mall #305B
Little Rock, Arkansas 72201-1019

Dear Dr. Duncan:

A March agenda item has been presented to the Little Rock School District Board of Education to consider approval to petition the Arkansas Department of Education to rescind the Felder Alternative Learning Academy Charter for the 2011-12 school year. I anticipate a vote in favor of my recommendation at the March 17th school board meeting. The Little Rock School District requests a hearing before the Arkansas Board of Education to address this item at your April meeting.

The present state of Felder Alternative Learning Academy is operationally inefficient. Plans will be established to serve this student population via assignment to other existing LRSD alternative learning environments, which includes an expansion of Hamilton Learning Academy. Pertinent budget and transition report information will be provided once the board formally accepts the administration's recommendations.

Sincerely,

A handwritten signature in black ink, appearing to read 'Morris L. Holmes', is written over a horizontal line.

Morris L. Holmes
Interim Superintendent

RECEIVED
MAR 11 2011

CHARTER SCHOOL OFFICE



LITTLE ROCK SCHOOL DISTRICT

OFFICE OF THE SUPERINTENDENT

To: Mary Ann Duncan, Ed. D
Program Director, Charter Schools

From: Morris Holmes, Ed. D
Interim Superintendent
Junious Babbs
Associate Superintendent, Secondary Education

Subject: Felder Learning Academy
Request to Rescind Charter

Date: March 22, 2011

On Thursday, March 17, the Little Rock Board of Directors approved a recommendation by the administration to request that the charter for Felder Learning Academy be rescinded at the end of the 2010-11 school year.

Actions generated to enact and/ or support this recommendation:

- 1) Communication has been initiated with North Little Rock School District and Pulaski County Juvenile Courts (partners) regarding pending actions to rescind the charter.
- 2) Convening with Little Rock School District ALE staff to provide updates, reported options, answer questions and seek additional thinking regarding the pending recommendation.
- 3) A review of adjudicated numbers at both ALE sites:
 - 77 of 408 enrolled at Hamilton Learning Academy (15 middle school/62 high school)
 - 50 of 107 enrolled at Felder Learning Academy (6 middle/44 high)
- 4) 2010-11 FTE (full time equivalent) staff reflects
 - 23.9 at Felder ALE
 - 98.5 at Hamilton ALE

(This number does not include 4.0 School Resource Officers)

It has been detected operationally inefficient for Little Rock School District to continue operations of the Felder Charter. If approval is provided, a new ALE program description will be completed to expand the existing Hamilton Learning Academy ALE.

The existing Felder site would house all sixth through eight grade ALE students. (150 optimum enrollment number)

The Hamilton site would house all ninth through twelfth grade ALE and Residential Treatment students. (266 optimum enrollment number)

Total 2010-11 ALE staff	123.4
Recommended 2011-12	104.9
Reduced staff numbers	18.5
Proposed Savings	\$1,298,000.00

The present Felder student population will be served within an existing LRSD ALE. Proposed modification will separate the middle and high school population.

In January, 2009, the Little Rock School District submitted a three year charter renewal application and was approved. Felder is presently operating in its second year of this three year charter.

Attendance/ Financial Data

See attached Consolidated Summary of Revenue and Expenditures 2008-11 for Felder Learning Center.



LITTLE ROCK SCHOOL DISTRICT

OFFICE OF THE SUPERINTENDENT

Arthur "Bo" Felder Learning Academy

Historical Profile

In 2005, the three Pulaski County school Districts (Little Rock, North Little Rock and Pulaski County Special School District) formed a partnership with the Pulaski County Government and the Juvenile Court to implement a Tri-District Conversion Charter School for the purpose of providing an educational setting for students, grades six through twelve, who had committed serious offenses of their district's code of conduct to the extent they needed to be removed from their regular school environment and placed in a more structured setting. The school would serve students who have been truant, have been identified as status offenders and/or have committed offenses to the extent that the Juvenile Judges have intervened and determined they need a more structured environment as the last alternative before placing them in a juvenile detention facility.

The charter proposal was approved by the local school districts' Board of Directors, submitted and approved by the State Board of Directors. Arthur "Bo" Felder Alternative Learning Academy opened in August, 2005 and was located at 8300 Geyer Springs Road with Little Rock School District serving as the LEA and therefore claiming the students for funding purposes. Felder Alternative Learning Academy was designed to provide a military-oriented environment while meeting the educational needs of adjudicated youth who have been removed from a traditional environment. The Pulaski County Government agency agreed to pay the cost of leasing the facility located at 8300 Geyer Springs Road.

In May, 2007, the Pulaski County Government notified the Tri-District partnership that it would no longer have the financial capacity to pay the leasing costs of the facility. The Tri-District partners began to search for other properties that could house the school. In July, 2007, Felder Alternative Learning Academy was relocated to the Badgett Elementary site at 6900 Pecan Lane which met all state building requirements and owned by Little Rock School District, upon receiving approval by the State Board of Education.

On January 24, 2008, the Pulaski County Special School District determined that it was not fiscally efficient for the District to continue to participate in the tri-district partnership. A letter was submitted to the state by then superintendent, James Sharpe, regarding the Pulaski County School District Board of Directors unanimous vote to discontinue participating, effective June 30, 2008. A one year renewal charter was submitted and approved by the State Board at that time for the 2008-2009 school year. The partnership requested a one year renewal so that the two school districts (Little Rock and North Little Rock school districts) would have the time to review funding and determine the financial feasibility of continuing to operate after such in light of the fact that two of the original funding sources had been discontinued since its inception.

**LITTLE ROCK SCHOOL DISTRICT
FELDER ALTERNATIVE CHARTER SCHOOL
CONSOLIDATED SUMMARY OF REVENUE AND EXPENDITURES 2008-11**

	ACTUAL 2007-08	ACTUAL 2008-09	ACTUAL 2009-10	BUDGET 2010-11
REVENUE-LOCAL SOURCES				
LITTLE ROCK SCHOOL DISTRICT	270,000.00	270,000.00	0.00	514,825.36
NORTH LITTLE ROCK SCHOOL DISTRICT	108,000.00	108,000.00	0.00	0.00
PULASKI COUNTY SPECIAL SCHOOL DISTRICT	162,000.00	0.00	0.00	0.00
REVENUE-STATE SOURCES				
EQUALIZATION FUNDING	522,127.30	580,431.00	516,898.80	415,500.00
ALTERNATIVE LEARNING	367,660.87	458,591.00	394,923.60	312,607.00
TOTAL REVENUE	1,429,788.17	1,417,022.00	911,822.40	1,242,932.36
EXPENSES				
SALARIES	750,560.29	852,585.22	935,459.56	946,802.69
FRINGE BENEFITS	225,233.13	254,444.98	286,443.78	291,388.50
PURCHASED SERVICES	66,112.51	8,169.39	66,478.66	59,150.00
SUPPLIES & MATERIALS	111,550.96	85,412.55	81,722.01	67,353.50
CAPITAL OUTLAY	21,858.72	0.00	4,185.65	2,500.00
OTHER OBJECTS	120.00	2,130.00	2,633.00	100.00
TOTAL EXPENSES	1,175,435.61	1,202,742.14	1,376,922.66	1,367,294.69
INCREASE(DECREASE)IN				
FUND BALANCE	254,352.56	214,279.86	(465,100.26)	(124,362.33)
BEGINNING FUND BALANCE	120,830.17	375,182.73	589,482.59	124,362.33
ENDING FUND BALANCE	375,182.73	589,462.59	124,382.33	0.00

4 Qtr Average ADA	72.59	58.70	62.24	78.53
--------------------------	--------------	--------------	--------------	--------------

1st Qtr Only

Average Per Pupil Cost based on 4 Qtr Avg ADA	\$ 16,192.80	\$ 20,490.52	\$ 22,123.68	\$ 17,411.11
--	---------------------	---------------------	---------------------	---------------------

Certified FTEs	13.43	13.00	13.00	13.40
Non-certified FTEs	9.00	9.00	10.50	10.50
Total FTEs	22.43	22.00	23.50	23.90



ARKANSAS DEPARTMENT OF EDUCATION

Dr. Tom W. Kimbrell
Commissioner

March 21, 2011

State Board
Of Education

Cuneyt Akdemir
LISA Academy
21 Corporate Hill
Little Rock, AR 72205

Dr. Naccaman Williams
Springdale
Chair

Re: Notice of State Board Meeting

Dr. Ben Mays
Clinton
Vice Chair

Dear Mr. Akdemir:

Sherry Burrow
Jonesboro

This letter is to inform you that your request for a hearing regarding LISA Academy will be considered at the State Board of Education's meeting on April 11, 2011. The meeting is scheduled to begin at 9:00 a.m., and will be held in the auditorium of the Arch Ford Education Building at Four Capitol Mall in Little Rock.

Jim Cooper
Melbourne

Brenda Gullett
Fayetteville

Sam Ledbetter
Little Rock

Alice Mahony
El Dorado

Toyce Newton
Crossett

Vicki Saviers
Little Rock

Please ensure that you have all the necessary personnel in attendance, as well as all documentation in order to address any questions from the Arkansas State Board of Education concerning your request.

Please feel free to contact the Charter School Office at (501) 683-5313, should you have any questions.

Sincerely,

A handwritten signature in black ink that reads "Mary Ann Duncan Ed.D." The signature is written in a cursive, flowing style.

Mary Ann Duncan, Ed.D.
Charter Schools, Program Coordinator

MAD/jf

c/c: Jeremy Lasiter, General Counsel

Four Capitol Mall
Little Rock, AR
72201-1019
ArkansasEd.org

21 Corporate Hill Drive
Little Rock, AR 72205



Telephone: 501.227.4942
Fax: 501.227.4952

LITTLE SCHOLARS of ARKANSAS

"Embrace your Future"

March 14, 2011

Dr. Mary Ann Duncan, Program Coordinator
Arkansas Department of Education
Public Charter Schools
Four Capitol Mail, Room 105-C
Little Rock, Arkansas 72201

Dear Dr. Duncan,

It is the intent of LISA Academy to request an amendment to our charter. We are requesting to appear before the Arkansas State Board of Education to request the following:

- To add fourth and fifth grades.
- To increase our enrollment by 200 students - from 600 to 800 students.

This request is motivated by LISA Academy's commitment to provide a college preparatory curriculum and early intervention to students prior to entering middle school. LISA Academy has a proven record of student achievement over the last seven years and we believe we can have a greater impact if we can reach students at an earlier age. Our supporting documentation will be provided by March 21, 2011 to the State Board of Education. Please advise if there is any other action we need to take prior to submitting this documentation. Thank you for your consideration.

Respectfully,

A handwritten signature in cursive script, appearing to read "Cuneyt Akdemir".

Cuneyt Akdemir, Superintendent
LISA Academy West

RECEIVED
MAR 14 2011

CHARTER SCHOOL OFFICE

21 Corporate Hill Drive
Little Rock, AR 72205



Telephone: 501.227.4942
Fax: 501.227.4952

LITTLE SCHOLARS of ARKANSAS

"Embrace your Future"

March 21, 2011

LISA Academy, Little Rock's public charter school now in its 7th year, has already been recognized in the math, science and technology community. Our rigorous and tuition-free college preparatory curriculum is designed for students from diverse academic and cultural backgrounds. In addition, we offer hands-on science labs, state-of-the-art equipment, and a bright, clean and safe environment. We also offer parents the opportunity to monitor assignments and progress through on-line, personal web-sites for each student.

On May 16, 2007, The Center for Education Reform (CER), the nation's premiere education reform group, recognized LISA Academy as a National Charter School of the Year, an honor given to 53 charter schools from across the U.S. at a special awards ceremony in Washington, D.C.

Our faculty is dedicated to providing the highest quality education in an environment that emphasizes structure, self-discipline and attention to detail in all academic and social interactions. Free tutoring is provided, as needed, for all students. The Advanced Placement students are offered additional fast-track classes and specialized groups to keep their academics at a challenging level. Our curriculum utilizes College Preparatory Mathematics and The Foundational Approaches in Science Teaching, both designated as "Exemplary" programs by the U.S. Department of Education.

Rounding out the academics is a staff that is young, fun and full of energy, organizing events, activities and field trips for the benefit of LISA Academy students. A highlight of our school is the Home Visit program, where our staff members visit the homes of students and their families. The goal of this program is to strengthen relationships between students, parents and teachers, resulting in improved grades and steady attendance.

LISA Academy is a small school with a grand vision, where the faculty is exceptional, the students are eager, and the parents are always welcome!

RECEIVED
MAR 22 2011

CHARTER SCHOOL OFFICE

Rationale for Grade Expansion

In support of LISA Academy's request to add fourth and fifth grades and to increase the enrollment cap to 800, we are providing the following supporting information.

The mission of LISA Academy is to provide an academically rigorous college preparatory program, in partnership with students, families, and the community, and guide all students in gaining knowledge, skills, and attitude necessary to direct their lives, improve a diverse society, and excel in a changing world by providing dynamic, resource-rich learning environments.

This is LISA Academy's first request to amend the original charter of 2003. As a college preparatory middle and high school, we have determined the earlier the intervention the greater likelihood of success for these students in a rigorous academic environment. Therefore, if we are able to begin intervention in fourth grade the students will be able to enter middle school with a stronger academic foundation. As the following history indicates LISA Academy is committed to ensuring the success of all students:

LISA School Board Support

On January 28, 2011 the LISA Academy School Board voted unanimously to recommend to the state Board of Education to amend the original LISA Academy charter to include grades 4-5 and raise the enrollment cap to 800.

Parental Support

Parents of LISA Academy support our continued growth as evidenced through a 2011 survey of currently enrolled students. The survey indicates 54 potential fourth and fifth grade students who are siblings of our current school population. A parental letter of support with signatures is included in the attached documentation.

Legislative Support

Recently, LISA Academy was visited by various members of the Education Committee of the state legislature, the director of the APSRC and a Walton Family Foundation representative. During this visit, many expressed their support of the educational program offered at LISA Academy. A few of those present include: Senator Joyce Elliot, Senator Gene Jefress, Senator Jimmy Jefress, Senator Kim Hendren, Representative Eddie Cheatham, Scott Smith, APSRC and Kathy Smith, Walton Family Foundation.

Enrollment History

LISA Academy opened in the fall of 2004 with students enrolled in grades sixth through eighth with the intention to grow through twelfth grade by the fall of 2008. The chart below clearly indicates the continual growth of LISA Academy since its inception and further illustrates our community's need for the type of education offered at LISA Academy.

School Year	Grade levels offered	Enrollment
2004-2005	6-8	164
2005-2006	6-9	299
2006-2007	6-10	359
2007-2008	6-11	411
2008-2009	6-12	428
2009-2010	6-12	465
2010-2011	6-12	476

AYP/Benchmark/EOC

LISA Academy students are consistently ranked in the top tier based on all state level NCLB tests, scoring well above the state average each year. Highlights from 2010 test scores include:

- 1st Place in State on Grade 8 Literacy
- 2nd Place in Arkansas on Grade 8 Combined
- 3rd Place in State on EOC Biology
- 5th Place in State on Grade 11 Literacy
- 1st Place in Central Arkansas on Grade 7 and 8 Literacy
- 3rd Place in Central Arkansas on Grade 7 and 8 Math

LISA Academy has also achieved AYP six out of six years in both math and literacy.

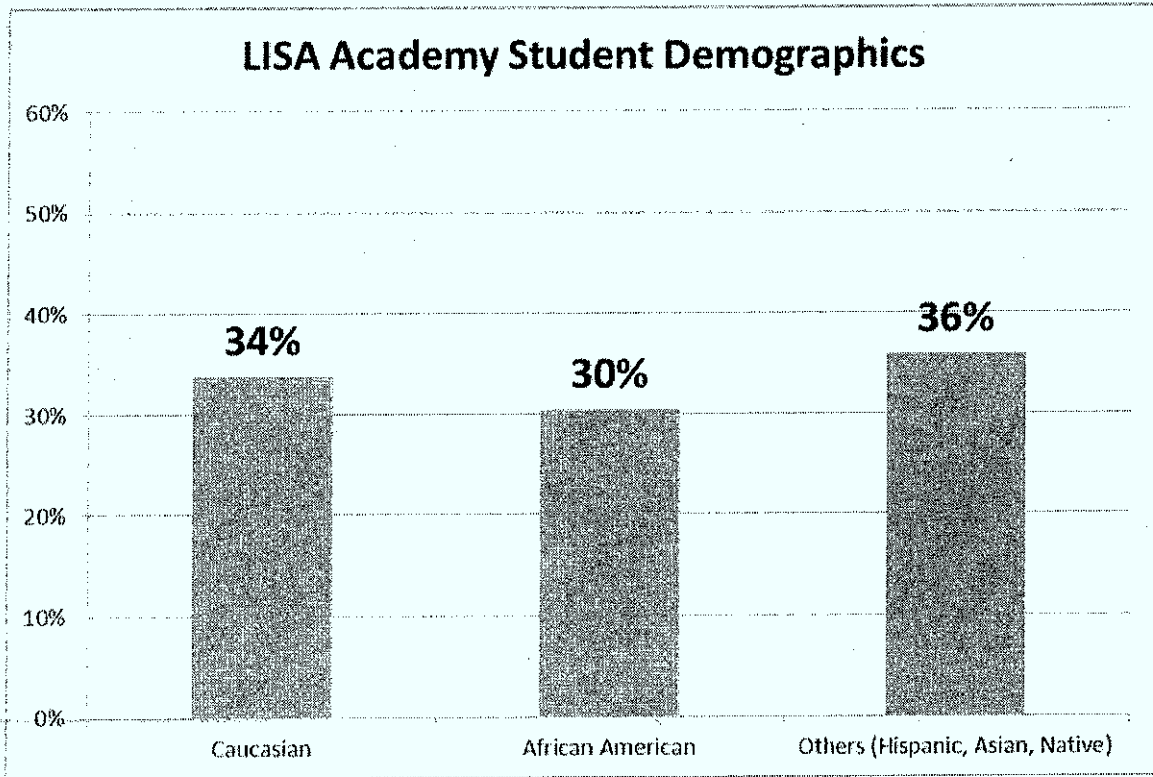
Attachments

- A) LISA Academy Student Demographics
- B) LISA Academy 2010 AYP Report
- C) LISA Academy Achievements
- D) LISA Academy Extracurricular Activities
- E) LISA Academy Financials
- F) LISA Academy Parent Resolution Endorsement Letters

Respectfully,

Cuneyt Akdemir, Superintendent
LISA Academy

ATTACHMENT A



ATTACHMENT B
LISA Academy 2010 AYP Report

2010 Arkansas Adequate Yearly Progress: District Improvement Report

Report Completed 10/22/2010

District Descriptive Information

District: LISA ACADEMY
 LEA: 6041
 Superintendent: ALI GUMUS
 Address: 21 CORPORATE HILL DR
 City: LITTLE ROCK, AR 72205
 County: PULASKI
 Phone: (501)227-4942

Overall District AYP Information

2010 AYP Status: Meets Standards

K - 5 Math Status: K - 5 Literacy Status:
 6 - 8 Math Status: MS 6 - 8 Literacy Status: MS
 9 - 12 Math Status: MS 9 - 12 Literacy Status: MS

Prior Year AYP Status: Meets Standards

Attendance Goal: 91.13 Met Attendance Goal: YES
 Minimum N*: 40 Qtrs. 1-3 Average ADM: 458
 Met Graduation Target of 70%: YES Met Graduation Goal of 85%: YES

Percent Tested Results by AYP Group for Overall and Sub-Groups

K-5	Combined	African American	Caucasian	Hispanic	Economically Disadvantaged	LEP	Students with a Disability
LITERACY	NA	NA	NA	NA	NA	NA	NA
MATH	NA	NA	NA	NA	NA	NA	NA
6-8							
LITERACY	YES	YES	YES	YES	YES	NA	YES
MATH	YES	YES	YES	YES	YES	NA	YES
9-12							
LITERACY	YES	YES	YES	YES	YES	NA	YES
MATH	YES	YES	YES	YES	YES	NA	YES

*Note: Minimum N is the minimum number of non-mobile students that a district needs to have in a subgroup for the subgroup to be accounted for in AYP determinations.

2010 Arkansas Adequate Yearly Progress: District Improvement Report

LISA ACADEMY
K-5 Math Status:
K-5 Math AMO: 70

Report Completed: 10/22/2010
K-5 Literacy Status:
K-5 Literacy AMO: 71.2

AYP goals are not met, Safe Harbor(SH) can be enacted if eligibility is met for: Attendance Goal (91.13%) , Percent Tested (95.0%) and Prof. Change 09-10.

COMBINED POPULATION

Percent Tested
Prof. Change 09-10
2009-2010 AYP STATUS

Math Eligible?

NA

Literacy Eligible?

NA

AFRICAN-AMERICAN POPULATION

Percent Tested
Prof. Change 09-10
2009-2010 AYP STATUS

NA

NA

HISPANIC POPULATION

Percent Tested
Prof. Change 09-10
2009-2010 AYP STATUS

NA

NA

CAUCASIAN POPULATION

Percent Tested
Prof. Change 09-10
2009-2010 AYP STATUS

NA

NA

ECONOMICALLY DISADVANTAGED POPULATION

Percent Tested
Prof. Change 09-10
2009-2010 AYP STATUS

NA

NA

LIMITED ENGLISH PROFICIENT POPULATION

Percent Tested
Prof. Change 09-10
2009-2010 AYP STATUS

NA

NA

STUDENTS WITH DISABILITIES

Percent Tested
Prof. Change 09-10
2009-2010 AYP STATUS

NA

NA

* (SH) indicates that Safe Harbor has been applied to status determination.

2010 Arkansas Adequate Yearly Progress: District Improvement Report

LISA ACADEMY
6-8 Math Status: MS
6-8 Math AMO: 64.55

Report Completed: 10/22/2010
6-8 Literacy Status: MS
6-8 Literacy AMO: 67.6

AYP goals are not met, Safe Harbor(SH) can be enacted if eligibility is met for: Attendance Goal (91.13%), Percent Tested (95.0%) and Prof. Change 09-10.

COMBINED POPULATION

Percent Tested
Prof. Change 09-10
2009-2010 AYP STATUS

Math Eligible?

YES
NO(-5.30)
MS

Literacy Eligible?

YES
NO(-4.00)
MS

AFRICAN-AMERICAN POPULATION

Percent Tested
Prof. Change 09-10
2009-2010 AYP STATUS

YES
NO(-5.70)
MS

YES
YES
MS (SH)

HISPANIC POPULATION

Percent Tested
Prof. Change 09-10
2009-2010 AYP STATUS

YES
NO(-2.40)
NA

YES
NO(-20.0)
NA

CAUCASIAN POPULATION

Percent Tested
Prof. Change 09-10
2009-2010 AYP STATUS

YES
NO(-6.60)
MS

YES
NO(-1.90)
MS

ECONOMICALLY DISADVANTAGED POPULATION

Percent Tested
Prof. Change 09-10
2009-2010 AYP STATUS

YES
NO(-10.2)
MS

YES
NO(-8.90)
MS

LIMITED ENGLISH PROFICIENT POPULATION

Percent Tested
Prof. Change 09-10
2009-2010 AYP STATUS

NA
NA
NA

NA
NA
NA

STUDENTS WITH DISABILITIES

Percent Tested
Prof. Change 09-10
2009-2010 AYP STATUS

YES
YES
NA

YES
YES
NA

* (SH) indicates that Safe Harbor has been applied to status determination.

2010 Arkansas Adequate Yearly Progress: District Improvement Report

LISA ACADEMY
9-12 Math Status: MS
9-12 Math AMO: 64.6

Report Completed: 10/22/2010
9-12 Literacy Status: MS
9-12 Literacy AMO: 67.75

AYP goals are not met, Safe Harbor(SH) can be enacted if eligibility is met for: Graduation Target (70.0%) , Percent Tested (95.0%) and Prof. Change 09-10.

COMBINED POPULATION

Percent Tested
Prof. Change 09-10
2009-2010 AYP STATUS

Math Eligible?

YES
NO(-5.50)
NA

Literacy Eligible?

YES
NO(-0.70)
MS

AFRICAN-AMERICAN POPULATION

Percent Tested
Prof. Change 09-10
2009-2010 AYP STATUS

YES
NO(-15.6)
NA

YES
NO(-6.40)
NA

HISPANIC POPULATION

Percent Tested
Prof. Change 09-10
2009-2010 AYP STATUS

YES
YES
NA

YES
NA
NA

CAUCASIAN POPULATION

Percent Tested
Prof. Change 09-10
2009-2010 AYP STATUS

YES
YES
NA

YES
YES
NA

ECONOMICALLY DISADVANTAGED POPULATION

Percent Tested
Prof. Change 09-10
2009-2010 AYP STATUS

YES
NO(-12.5)
NA

YES
NO(-16.6)
NA

LIMITED ENGLISH PROFICIENT POPULATION

Percent Tested
Prof. Change 09-10
2009-2010 AYP STATUS

NA
NA
NA

NA
NA
NA

STUDENTS WITH DISABILITIES

Percent Tested
Prof. Change 09-10
2009-2010 AYP STATUS

YES
YES
NA

YES
YES
NA

* (SH) indicates that Safe Harbor has been applied to status determination.

ATTACHMENT C
LISA Academy Achievements


21 Corporate Hill Drive
Little Rock, AR 72205



Telephone: 501.227.4942
Fax: 501.227.4952
www.lisaacademy.org

LITTLE SCHOLARS of ARKANSAS

"Embrace your Future"



LISA ACADEMY

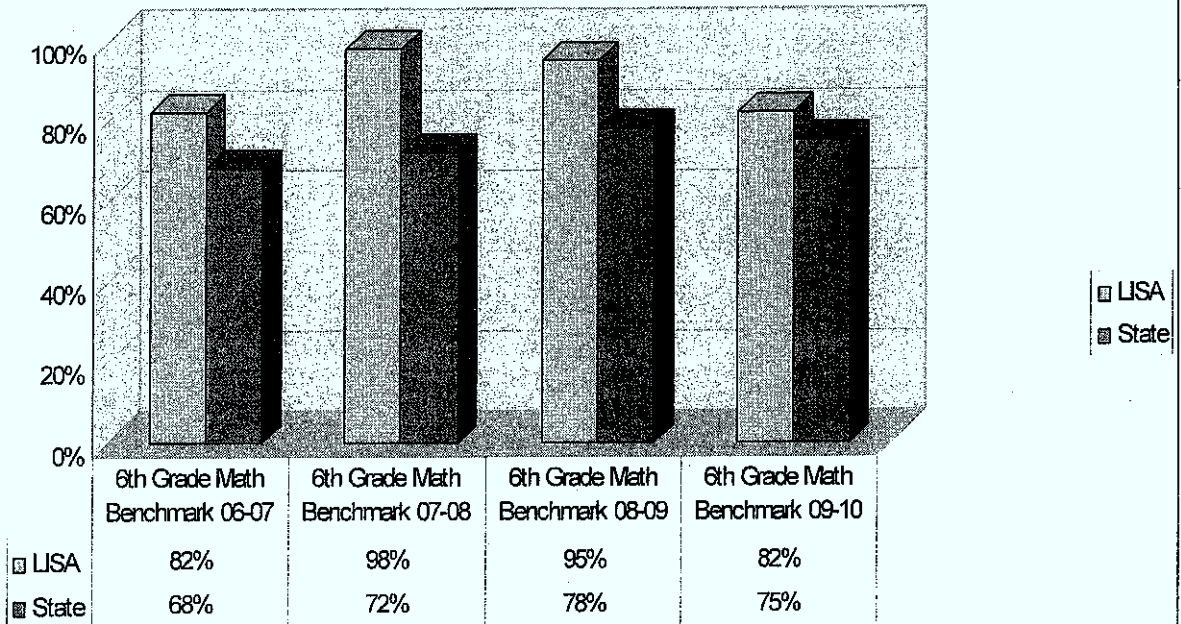
TEST SCORES

MATH Benchmark Tests	LISA	State
6th Grade Math Benchmark 06-07	82%	68%
6th Grade Math Benchmark 07-08	98%	72%
6th Grade Math Benchmark 08-09	95%	78%
6th Grade Math Benchmark 09-10	82%	75%
7th Grade Math Benchmark 06-07	81%	58%
7th Grade Math Benchmark 07-08	85%	62%
7th Grade Math Benchmark 08-09	93%	68%
7th Grade Math Benchmark 09-10	89%	75%
8th Grade Math Benchmark 06-07	75%	48%
8th Grade Math Benchmark 07-08	92%	56%
8th Grade Math Benchmark 08-09	75%	62%
8th Grade Math Benchmark 09-10	83%	63%

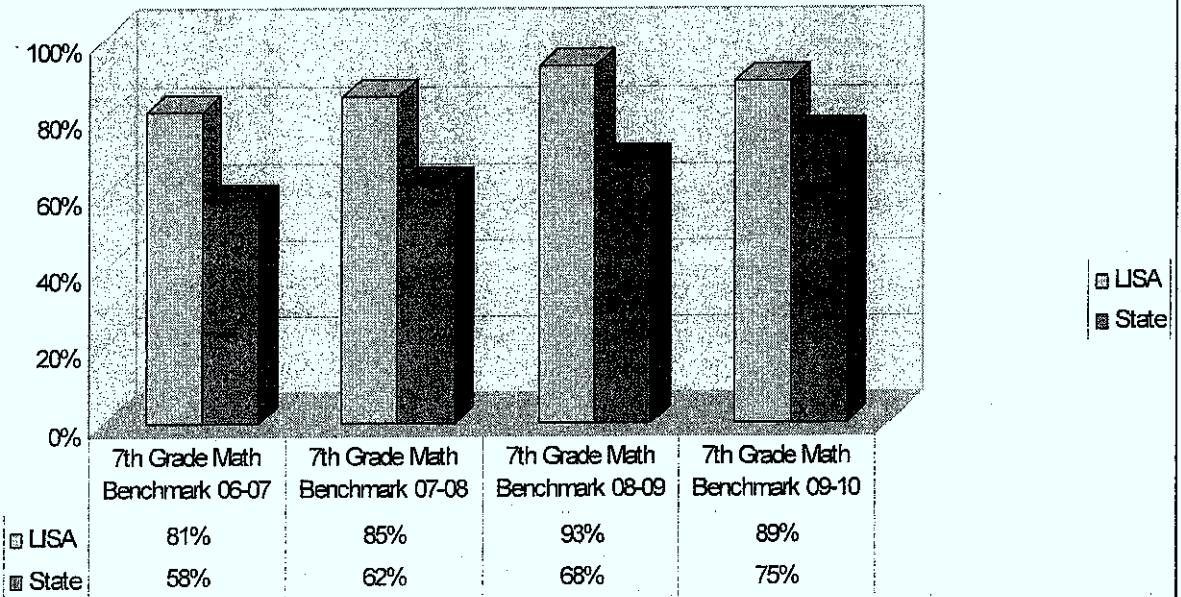
ENGLISH Benchmark Tests	LISA	State
6th Grade English Benchmark 06-07	81%	60%
6th Grade English Benchmark 07-08	90%	64%
6th Grade English Benchmark 08-09	93%	67%
6th Grade English Benchmark 09-10	81%	72%
7th Grade English Benchmark 06-07	81%	57%
7th Grade English Benchmark 07-08	77%	58%
7th Grade English Benchmark 08-09	94%	63%
7th Grade English Benchmark 09-10	90%	68%
8th Grade English Benchmark 06-07	93%	63%
8th Grade English Benchmark 07-08	91%	67%
8th Grade English Benchmark 08-09	75%	62%
8th Grade English Benchmark 09-10	98%	76%

HIGH SCHOOL TEST	LISA	State
Literacy 07-08	65%	51%
Literacy 08-09	83%	56%
Literacy 09-10	85%	60%
Algebra 07-08	82%	66%
Algebra 08-09	89%	70%
Algebra 09-10	79%	76%
Geometry 07-08	88%	60%
Geometry 08-09	86%	66%
Geometry 09-10	88%	69%

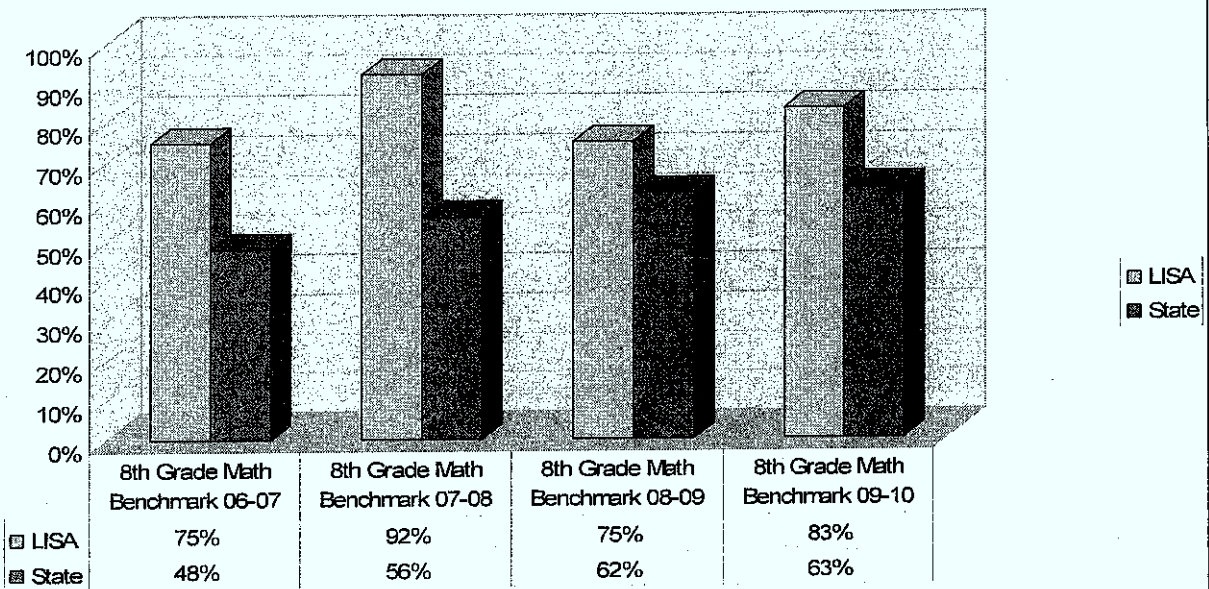
6th Grade Math Results



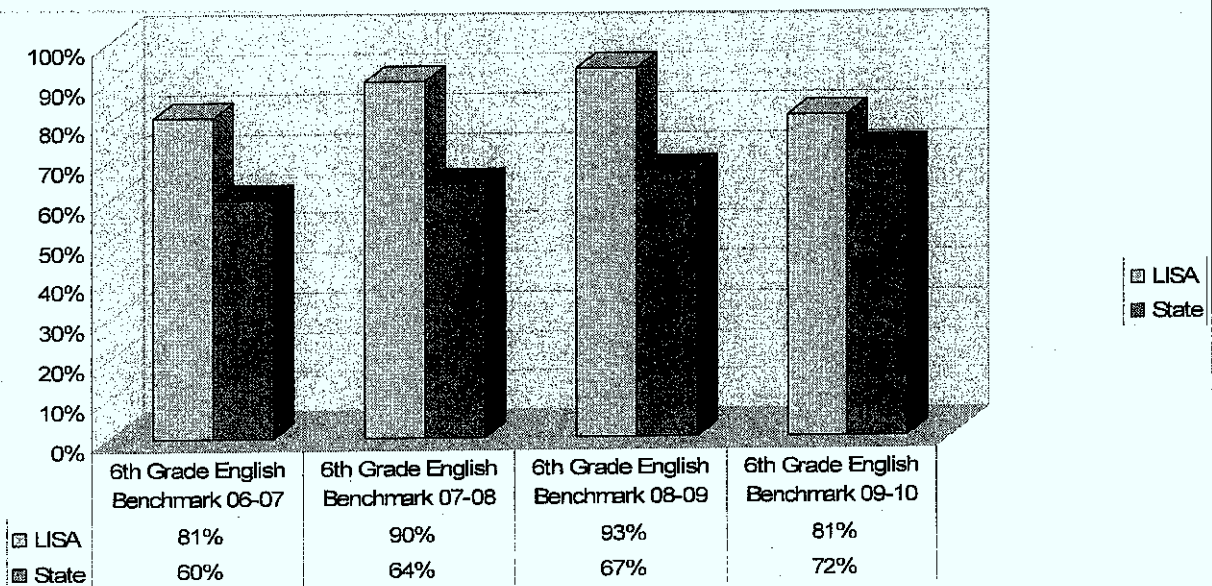
7th Grade Math Results



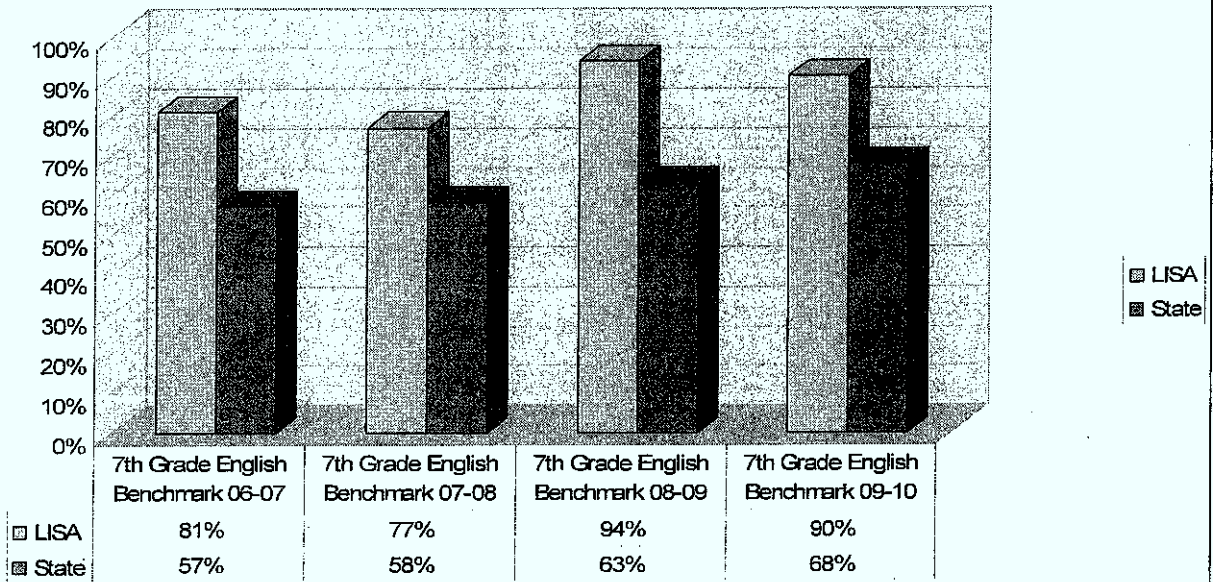
8th Grade Math Results



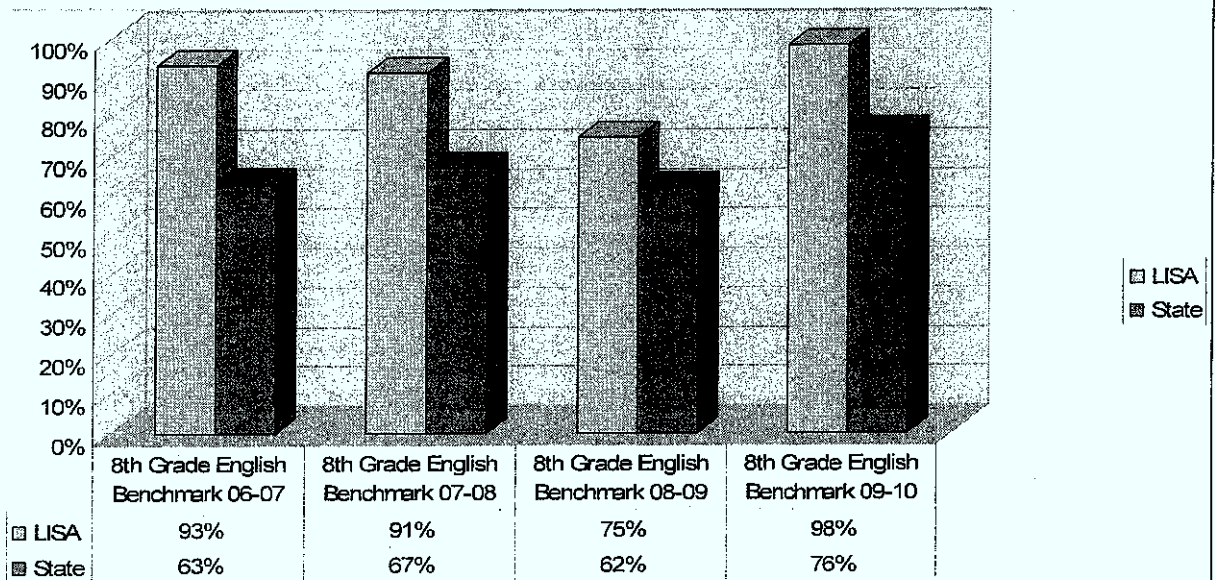
6th Grade English Results



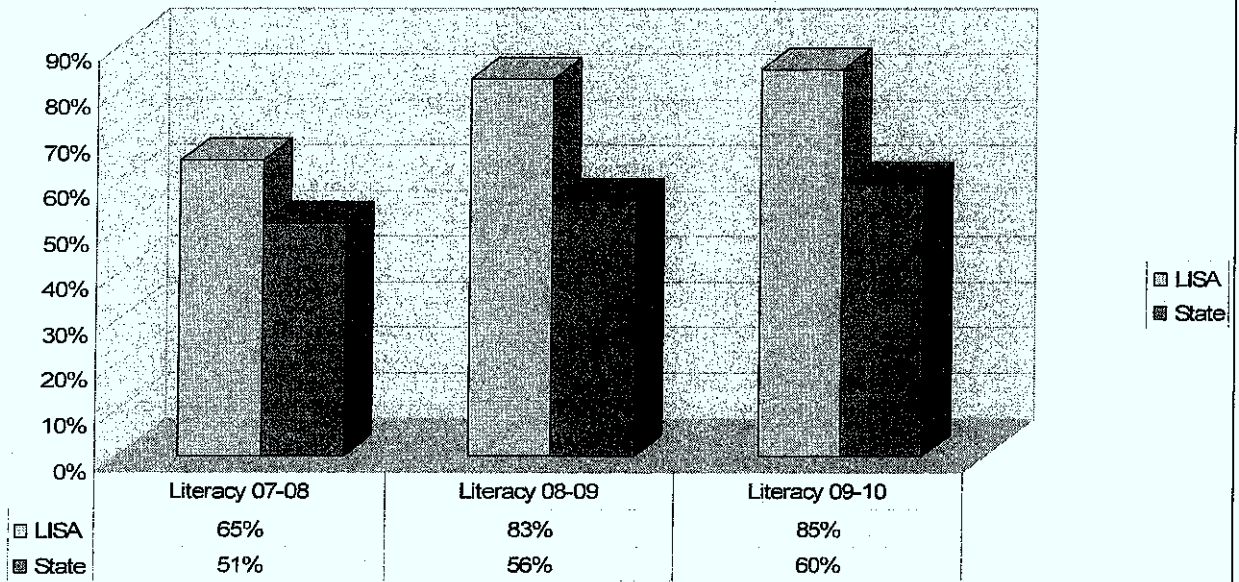
7th Grade English Results



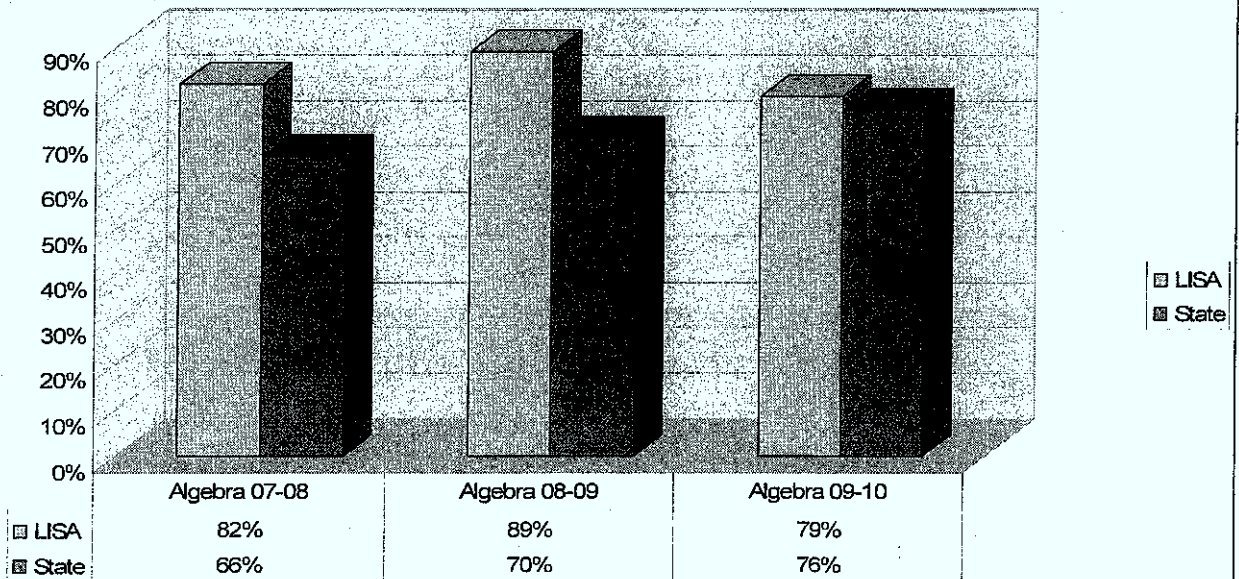
8th Grade English Results



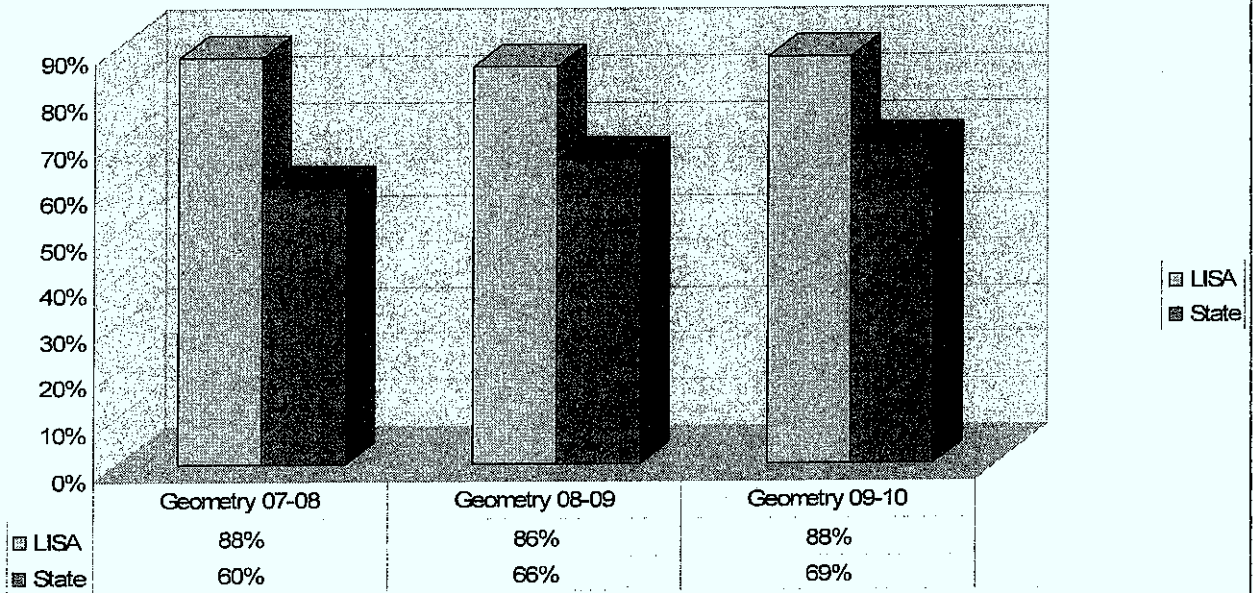
Grade 11 Literacy Results



Algebra I Results



Geometry Results



21 Corporate Hill Drive
Little Rock, AR 72205




Telephone: 501.227.4942

Fax: 501.227.4952

www.lisaacademy.org

LITTLE SCHOLARS of ARKANSAS

"Embrace your Future"



SCIENCE FAIR ACHIEVEMENTS

2009-2010 Science Fair (Total of 97 Awards)

JUNIOR DIVISION

- 16 First Place
- 16 Second Place
- 14 Third Place
- 12 Honorable Mention
- 5 Special Awards

SENIOR DIVISION

- 7 First Place
- 8 Second Place
- 7 Third Place
- 2 Honorable Mention
- 10 Special Awards



2008-2009 Science Fair (Total of 93 Awards)

JAS

- 7 Category Awards in Senior Division
- 26 Category Awards in Junior Division


CARSF

- 10 Category Awards in Senior Division
- 44 Category Awards in Junior Division
- Total of 6 Special Awards



2006-2007 Science Fair (Total of 87 Awards)

- 29 Category; 15 Discovery Channel Young Scientist Award
- 2 U.S. Navy Awards
- 2 AR Chapter of the American Fisheries Society Awards
- 27 Junior Academy of Science Category Winners
- Senior Division (we had only 9th & 10th grades available this year): Total of 12 Awards
- 5 Category Awards
- 1 U.S. Navy Award
- 6 Junior Academy of Science Category



Winners

The Intel ISEF Nominations: 2 students nominated

State Science Fair Nominations: 4 students nominated

2005-2006 Science Fair (Total of 74 Awards)

- 30 Regional Awards
- 23 Junior Academy of Science Awards
- 17 Discovery Channel
- 4 Special Navy Awards



2004-2005 Science Fair (Total of 35 Awards)

- 16 Regional Awards
- 10 Junior Academy of Science Awards
- 9 Special Awards



21 Corporate Hill Drive
Little Rock, AR 72205



Telephone: 501.227.4942
Fax: 501.227.4952
www.lisaacademy.org

LITTLE SCHOLARS of ARKANSAS

"Embrace your Future"



MATH COUNTS ACHIEVEMENTS

MATHCOUNTS®

Number 1 in the State of Arkansas

Coaches- Mr. Emrah Beytur & Mr. Yasin Ozkilic

LISA ACADEMY MATHCOUNTS TEAM's mission is to increase interest and involvement in mathematics among all intermediate school students in order to assist in developing a technically literate population essential to US global competitiveness and the quality of life.

ACHIEVEMENTS IN 2009-2010

State of Arkansas Team Champions
Top 8 places individual in State of Arkansas

ACHIEVEMENTS IN 2008-2009

State of Arkansas Team Champions
1st and 2nd place individual in State of Arkansas

ACHIEVEMENTS IN 2007-2008

23rd Place Team in Nationals
State of Arkansas Team Champions
1st Place in Arkansas Regional's

ACHIEVEMENTS IN 2006-2007

12th Place Team in Nationals
5th Place Individual in Nationals
State of Arkansas Team Champions
1st Place in Arkansas Regional's

ACHIEVEMENTS IN 2005-2006

3rd Place in Arkansas Regional's

ATTACHMENT D
LISA Academy Extracurricular Activities

Family, Friends, Volunteers, Staff & Special Events

**LISA Academy students, families, volunteers and staff are truly special to our school,
and play an integral part in maintaining the spirit of community.**

- “Cookin’ up Culture” – LISA Academy’s annual International Food Festival!
- Granite Mountain Quarry field trip
- S.T.E.P. (tutoring/encourager program)
- 6-Flags Over Texas reward trip for Regional Science Fair participants
- Science Fair Awards Banquet
- Movie Nights for each grade
- School Dances
- Library Book Drive (over 6,000 books raised!)
- Soccer Club
- Plant & Flower Sale
- Volunteer Appreciation Night
- Homeroom Basket Auction
- Talent Shows
- Coffee Shop tutoring, Home Study groups & Library Focus groups
- Picnics, soccer & awesome BBQ at Pinnacle Mountain State Park
- Adventure Club outings to Petit Jean State Park, Old Mill, Funky Java Coffee Shop, and Memphis
- Teacher Appreciation Gourmet Luncheon
- Volunteer-made appetizers for Staff Meetings (voted “most delicious” staff meeting!)
- Anti-Drug Seminar
- Parent Internet Training Class (free!)
- Internet Presentation by NLRPD Special Investigations Unit
- After school clubs

EXCITING FIELD TRIPS

**LISA Academy believes that a well-rounded child is a happy child, and seeks to develop
students’ knowledge of their communities and the world around them by offering an
exciting array of field trips.**

- National Civil Rights Museum (Memphis)
- NASA (Texas)
- Moody Gardens (Texas)
- Funky Java Café Poetry Slam (Arkansas)
- Maritime Museum (Little Rock)

- Good Shepherd Nursing Home (Little Rock)
- MacArthur Park Museum (Little Rock)
- Petit Jean Historical Landmarks (Arkansas)
- Children's Theater (Little Rock)
- CALS Research Library (Capstone project for English)
- Good Earth Garden Center (Little Rock)
- OmniPlex Science Museum (Oklahoma)
- Cowboy Hall of Fame Museum (Oklahoma)
- Oklahoma City Memorial (Murrah Building, Oklahoma)
- International Field Trip to 3 countries
- Clinton Presidential Library (Little Rock)
- University of Arkansas at Fayetteville Tour for High School Students

ATTACHMENT E
LISA Academy Financials

LEGAL BALANCE
LEA: 6041700 (Teacher Salary, Operating and Debt Service Funds)
COUNTY: PULASKI
DISTRICT: LISA ACADEMY

PAGE: 1
SIS: RPT520
CYCLE: 09/30/2010
RUN: 09/30/2010:22:05

	ACTUAL '10	BUDGETED '11
BEGINNING BALANCE	\$224,471.40	\$532,272.22
Total Op Fund & Debt Srvc Fund Rev	\$2,865,875.22	\$2,839,009.00
LESS Total Salary Fund Expenditures	\$1,337,292.69	\$1,350,666.60
LESS Total Operating Fund Expenditures	\$1,220,781.71	\$1,536,243.49
LESS Total Debt Service Fund Expenditures	\$.00	\$.00
LESS Total Expenditures on Underpayments	\$.00	\$.00
Accrued Revenue	\$.00	\$.00
LEGAL BALANCE	\$532,272.22	\$484,371.13

Legal Balance includes restricted categorical balances as shown on the Categorical Fund Report. However, the categorical balances will be deducted from the Legal Balance reports for ADE and Legislature.

ATTACHMENT F
LISA Academy Parent Resolution Endorsement Letters

2011-2012
Expansion Survey Results

Parent Name	Current Student Name	Date submitted
1. Wendy Austin		3/8/2011
2. Dedra Mc Fadden		3/4/2011
3. Lydia Galinkin		3/8/2011
4. Lori Emerson		3/7/2011
5. Rhonda Caldwell		3/7/2011
6. Peter Garner		3/7/2011
7. Charlotte Windmon		3/4/2011
8. Jennifer Pitts		3/4/2011
9. Suzsanna Diamond		3/3/2011
10. John Bean		3/4/2011
11. Ruchi Shah		3/10/2011
12. Juanita Arevalo		3/10/2011
13. Ms. Robles		3/16/2011
14. Mrs. Al-Ali		3/16/2011
15. Mr. Colin Durand		3/16/2011
16. Kizzen Williams		3/16/2011
17. Tammy McPherson		3/16/2011
18. Mary Jo Heye		3/16/2011
19. Jane Boehm		3/16/2011
20. Tarnell Rancifer		3/16/2011
21. Mindy Henson		3/16/2011
22. Mr. Braggs		3/16/2011
23. Amber Ponder		3/16/2011
24. Kristie Robinson		3/16/2011
25. Mary Powell		3/18/2011
26. Silvia Ortiz		3/18/2011
27. Maly Dy-Jackson		3/18/2011
28. Takysa Simmons		3/18/2011
29. Kristie Frost		3/18/2011
30. Abbas Premjee		3/18/2011
31. Maria Garcia		3/18/2011
32. Rela Yahia		3/18/2011
33. Vanthe Tang		3/18/2011
34. Prabha Pothi		3/17/2011
35. Amanda Johnson		3/17/2011
36. Lawrence Mwasi		3/16/2011
37. Reshaunda Davis		3/18/2011
38. Kim Tobin		3/18/2011
39. Dan Williamson		3/17/2011
40. Thomas Tang		3/17/2011
41. Bruthi Nunna		3/17/2011
42. Andra Dilliard		3/17/2011
43. Mrs. Dang		3/17/2011
44. Lou Anne Williamson		3/17/2011

2011-2012
Expansion Survey Results

Parent Name	Current Student Name	Date submitted
45. San Kendrick	Friend in support	3/17/2011
46. Shirley Orr	Friend in support	3/17/2011
47. Deborah Lewis	Friend in support	3/17/2011
48. Roshelle Brown	Friend in support	3/17/2011
49. Elma Coldman	Friend in support	3/17/2011
50. Daniel Bush	Friend in support	3/17/2011
51. Brian Foster	Friend in support	3/17/2011
52. Katrina Bryant		3/17/2011
53. Clyde Butler		3/18/2011
54. Rowena Garcia		3/18/2011



LITTLE SCHOLARS of ARKANSAS

in
spec

[illegible]



LISA
ACADEMY

LITTLE SCHOLARS of ARKANSAS

Dear Parents:

[illegible]



LISA
ACADEMY

LITTLE SCHOLARS of ARKANSAS

2011-12
M
K

[illegible]

rcvd 3/7/11 JK



LISA
ACADEMY

LITTLE SCHOLARS of ARKANSAS

Dear Parents:

[illegible]



LISA
ACADEMY

Telephone: 501.227.4942
Fax: 501.227.4952

LITTLE SCHOLARS of ARKANSAS

“Embrace your Future”
March 2, 2011

Dear Parents:

We, the parents of prospective fourth and fifth grade students for the 2011-2012 school year, are in favor of LISA Academy expanding its grade levels to include fourth and fifth. We also support LISA Academy expanding enrollment by 200 students.

[illegible]



Telephone: 501.227.4942
Fax: 501.227.4952

LITTLE SCHOLARS of ARKANSAS

“Embrace your Future”
March 2, 2011

Dear Parents:

We, the parents of prospective fourth and fifth grade students for the 2011-2012 school year, are in favor of LISA Academy expanding its grade levels to include fourth and fifth. We also support LISA Academy expanding enrollment by 200 students.

[illegible]



LISA
ACADEMY

Telephone: 501.227.4942
Fax: 501.227.4952

LITTLE SCHOLARS of ARKANSAS

“Embrace your Future”
March 2, 2011

Dear Parents:

We, the parents of prospective fourth and fifth grade students for the 2011-2012 school year, are in favor of LISA Academy expanding its grade levels to include fourth and fifth. We also support LISA Academy expanding enrollment by 200 students.

[illegible]



LITTLE SCHOLARS of ARKANSAS

loaded into
spec (KT)

We, the parents of prospective fourth and fifth grade students for the 2011-2012 school year, are in favor of LISA Academy expanding its grade levels to include fourth and fifth. We also support LISA Academy expanding enrollment by 200 students.

[illegible]

[illegible]

Printed Name	Signature	Date
Lydia Kory Cahokia Mother	Lydia Kory Cahokia	3/8/2011



LITTLE SCHOLARS of ARKANSAS

We, the parents of prospective fourth and fifth grade students for the 2011-2012 school year, are in favor of LISA Academy expanding its grade levels to include fourth and fifth. We also support LISA Academy expanding enrollment by 200 students.

[illegible]



ms
spel

1 2 3 4 5 6 7 8 9 10 11 12 13 14 15 16 17 18 19 20 21 22 23 24 25 26 27 28 29 30 31 32 33 34 35 36 37 38 39 40 41 42 43 44 45 46 47 48 49 50 51 52 53 54 55 56 57 58 59 60 61 62 63 64 65 66 67 68 69 70 71 72 73 74 75 76 77 78 79 80 81 82 83 84 85 86 87 88 89 90 91 92 93 94 95 96 97 98 99 100 101 102 103 104 105 106 107 108 109 110 111 112 113 114 115 116 117 118 119 120 121 122 123 124 125 126 127 128 129 130 131 132 133 134 135 136 137 138 139 140 141 142 143 144 145 146 147 148 149 150 151 152 153 154 155 156 157 158 159 160 161 162 163 164 165 166 167 168 169 170 171 172 173 174 175 176 177 178 179 180 181 182 183 184 185 186 187 188 189 190 191 192 193 194 195 196 197 198 199 200 201 202 203 204 205 206 207 208 209 210 211 212 213 214 215 216 217 218 219 220 221 222 223 224 225 226 227 228 229 230 231 232 233 234 235 236 237 238 239 240 241 242 243 244 245 246 247 248 249 250 251 252 253 254 255 256 257 258 259 260 261 262 263 264 265 266 267 268 269 270 271 272 273 274 275 276 277 278 279 280 281 282 283 284 285 286 287 288 289 290 291 292 293 294 295 296 297 298 299 300 301 302 303 304 305 306 307 308 309 310 311 312 313 314 315 316 317 318 319 320 321 322 323 324 325 326 327 328 329 330 331 332 333 334 335 336 337 338 339 340 341 342 343 344 345 346 347 348 349 350 351 352 353 354 355 356 357 358 359 360 361 362 363 364 365 366 367 368 369 370 371 372 373 374 375 376 377 378 379 380 381 382 383 384 385 386 387 388 389 390 391 392 393 394 395 396 397 398 399 400 401 402 403 404 405 406 407 408 409 410 411 412 413 414 415 416 417 418 419 420 421 422 423 424 425 426 427 428 429 430 431 432 433 434 435 436 437 438 439 440 441 442 443 444 445 446 447 448 449 450 451 452 453 454 455 456 457 458 459 460 461 462 463 464 465 466 467 468 469 470 471 472 473 474 475 476 477 478 479 480 481 482 483 484 485 486 487 488 489 490 491 492 493 494 495 496 497 498 499 500 501 502 503 504 505 506 507 508 509 510 511 512 513 514 515 516 517 518 519 520 521 522 523 524 525 526 527 528 529 530 531 532 533 534 535 536 537 538 539 540 541 542 543 544 545 546 547 548 549 550 551 552 553 554 555 556 557 558 559 560 561 562 563 564 565 566 567 568 569 570 571 572 573 574 575 576 577 578 579 580 581 582 583 584 585 586 587 588 589 590 591 592 593 594 595 596 597 598 599 600 601 602 603 604 605 606 607 608 609 610 611 612 613 614 615 616 617 618 619 620 621 622 623 624 625 626 627 628 629 630 631 632 633 634 635 636 637 638 639 640 641 642 643 644 645 646 647 648 649 650 651 652 653 654 655 656 657 658 659 660 661 662 663 664 665 666 667 668 669 670 671 672 673 674 675 676 677 678 679 680 681 682 683 684 685 686 687 688 689 690 691 692 693 694 695 696 697 698 699 700 701 702 703 704 705 706 707 708 709 710 711 712 713 714 715 716 717 718 719 720 721 722 723 724 725 726 727 728 729 730 731 732 733 734 735 736 737 738 739 740 741 742 743 744 745 746 747 748 749 750 751 752 753 754 755 756 757 758 759 760 761 762 763 764 765 766 767 768 769 770 771 772 773 774 775 776 777 778 779 780 781 782 783 784 785 786 787 788 789 790 791 792 793 794 795 796 797 798 799 800 801 802 803 804 805 806 807 808 809 810 811 812 813 814 815 816 817 818 819 820 821 822 823 824 825 826 827 828 829 830 831 832 833 834 835 836 837 838 839 840 841 842 843 844 845 846 847 848 849 850 851 852 853 854 855 856 857 858 859 860 861 862 863 864 865 866 867 868 869 870 871 872 873 874 875 876 877 878 879 880 881 882 883 884 885 886 887 888 889 890 891 892 893 894 895 896 897 898 899 900 901 902 903 904 905 906 907 908 909 910 911 912 913 914 915 916 917 918 919 920 921 922 923 924 925 926 927 928 929 930 931 932 933 934 935 936 937 938 939 940 941 942 943 944 945 946 947 948 949 950 951 952 953 954 955 956 957 958 959 960 961 962 963 964 965 966 967 968 969 970 971 972 973 974 975 976 977 978 979 980 981 982 983 984 985 986 987 988 989 990 991 992 993 994 995 996 997 998 999 1000 1001 1002 1003 1004 1005 1006 1007 1008 1009 1010 1011 1012 1013 1014 1015 1016 1017 1018 1019 1020 1021 1022 1023 1024 1025 1026 1027 1028 1029 1030 1031 1032 1033 1034 1035 1036 1037 1038 1039 104

March 2, 2011

We, the parents of prospective fourth and fifth grade students for the 2011-2012 school year, are in favor of LISA Academy expanding its grade levels to include fourth and fifth. We also support LISA Academy expanding enrollment by 200 students.

[illegible]



LISA
ACADEMY

1000

“Embrace your Future”
March 2, 2011

We, the parents of prospective fourth and fifth grade students for the 2011-2012 school year, are in favor of LISA Academy expanding its grade levels to include fourth and fifth. We also support LISA Academy expanding enrollment by 200 students.

e
 m
 H
 (K)



LISA
ACADEMY

LITTLE SCHOLARS of ARKANSAS

[illegible]



Telephone: 501.227.4942
Fax: 501.227.4952

LITTLE SCHOLARS of ARKANSAS

“Embrace your Future”
March 2, 2011

Dear Parents:

We, the parents of prospective fourth and fifth grade students for the 2011-2012 school year, are in favor of LISA Academy expanding its grade levels to include fourth and fifth. We also support LISA Academy expanding enrollment by 200 students.

[illegible]



LISA
ACADEMY

Telephone: 501.227.4942
Fax: 501.227.4952

LITTLE SCHOLARS of ARKANSAS

“Embrace your Future”
March 2, 2011

Dear Parents:

We, the parents of prospective fourth and fifth grade students for the 2011-2012 school year, are in favor of LISA Academy expanding its grade levels to include fourth and fifth. We also support LISA Academy expanding enrollment by 200 students.

[illegible]



LISA
ACADEMY

LITTLE SCHOLARS of ARKANSAS

We, the parents of prospective fourth and fifth grade students for the 2011-2012 school year, are in favor of LISA Academy expanding its grade levels to include fourth and fifth. We also support LISA Academy expanding enrollment by 200 students.

[illegible]



LISA
ACADEMY

LITTLE SCHOLARS of ARKANSAS

We, the parents of prospective fourth and fifth grade students for the 2011-2012 school year, are in favor of LISA Academy expanding its grade levels to include fourth and fifth. We also support LISA Academy expanding enrollment by 200 students.

[illegible]



LISA
ACADEMY

Telephone: 501.227.4942
Fax: 501.227.4952

LITTLE SCHOLARS of ARKANSAS

“Embrace your Future”
March 2, 2011

Dear Parents:

We, the parents of prospective fourth and fifth grade students for the 2011-2012 school year, are in favor of LISA Academy expanding its grade levels to include fourth and fifth. We also support LISA Academy expanding enrollment by 200 students.

[illegible]



LISA
ACADEMY

LITTLE SCHOLARS of ARKANSAS

Dear Parents:

[illegible]



LISA
ACADEMY

Telephone: 501.227.4942
Fax: 501.227.4952

LITTLE SCHOLARS of ARKANSAS

“Embrace your Future”

March 2, 2011

Dear Parents:

We, the parents of prospective fourth and fifth grade students for the 2011-2012 school year, are in favor of LISA Academy expanding its grade levels to include fourth and fifth. We also support LISA Academy expanding enrollment by 200 students.

[illegible]



Telephone: 501.227.4942
Fax: 501.227.4952

LITTLE SCHOLARS of ARKANSAS

“Embrace your Future”
March 2, 2011

Dear Parents:

We, the parents of prospective fourth and fifth grade students for the 2011-2012 school year, are in favor of LISA Academy expanding its grade levels to include fourth and fifth. We also support LISA Academy expanding enrollment by 200 students.

[illegible]

LISA
ACADEMY

LITTLE SCHOLARS of ARKANSAS

Dear Parents:

[illegible]



LITTLE SCHOLARS of ARKANSAS

Dear Parents:

[illegible]

Telephone: 501.227.4942
Fax: 501.227.4952

[illegible]



LISA
ACADEMY

LITTLE SCHOLARS of ARKANSAS

We, the parents of prospective fourth and fifth grade students for the 2011-2012 school year, are in favor of LISA Academy expanding its grade levels to include fourth and fifth. We also support LISA Academy expanding enrollment by 200 students.

[illegible]



LISA
ACADEMY

Telephone: 501.227.4942
Fax: 501.227.4952

LITTLE SCHOLARS of ARKANSAS

“Embrace your Future”
March 2, 2011

Dear Parents:

We, the parents of prospective fourth and fifth grade students for the 2011-2012 school year, are in favor of LISA Academy expanding its grade levels to include fourth and fifth. We also support LISA Academy expanding enrollment by 200 students.

[illegible]

Telephone: 501.227.4942
Fax: 501.227.4952

LITTLE SCHOLARS of ARKANSAS

"Embrace your Future"
March 2, 2011

Dear Parents:

We, the parents of prospective fourth and fifth grade students for the 2011-2012 school year, are in favor of LISA Academy expanding its grade levels to include fourth and fifth. We also support LISA Academy expanding enrollment by 200 students.

[illegible]



LISA
ACADEMY

Telephone: 501.227.4942
Fax: 501.227.4952

LITTLE SCHOLARS of ARKANSAS

“Embrace your Future”

March 2, 2011

Dear Parents:

We, the parents of prospective fourth and fifth grade students for the 2011-2012 school year, are in favor of LISA Academy expanding its grade levels to include fourth and fifth. We also support LISA Academy expanding enrollment by 200 students.

[illegible]



LISA
ACADEMY

[illegible]



LISA
ACADEMY

LITTLE SCHOLARS of ARKANSAS

We, the parents of prospective fourth and fifth grade students for the 2011-2012 school year, are in favor of LISA Academy expanding its grade levels to include fourth and fifth. We also support LISA Academy expanding enrollment by 200 students.

[illegible]



LISA
ACADEMY

LITTLE SCHOLARS of ARKANSAS

We, the parents of prospective fourth and fifth grade students for the 2011-2012 school year, are in favor of LISA Academy expanding its grade levels to include fourth and fifth. We also support LISA Academy expanding enrollment by 200 students.

[illegible]



LISA
ACADEMY

LITTLE SCHOLARS of ARKANSAS

Dear Parents:

[illegible]



LISA
ACADEMY

[illegible]

Telephone: 501.227.4942
Fax: 501.227.4952

LITTLE SCHOLARS of ARKANSAS

“Embrace your Future”
March 2, 2011

Dear Parents:

We, the parents of prospective fourth and fifth grade students for the 2011-2012 school year, are in favor of LISA Academy expanding its grade levels to include fourth and fifth. We also support LISA Academy expanding enrollment by 200 students.

[illegible]



LISA
ACADEMY

Telephone: 501.227.4942
Fax: 501.227.4952

LITTLE SCHOLARS of ARKANSAS

“Embrace your Future”
March 2, 2011

Dear Parents:

We, the parents of prospective fourth and fifth grade students for the 2011-2012 school year, are in favor of LISA Academy expanding its grade levels to include fourth and fifth. We also support LISA Academy expanding enrollment by 200 students.

[illegible]



LISA
ACADEMY

Telephone: 501.227.4942
Fax: 501.227.4952

LITTLE SCHOLARS of ARKANSAS

“Embrace your Future”
March 2, 2011

Dear Parents:

We, the parents of prospective fourth and fifth grade students for the 2011-2012 school year, are in favor of LISA Academy expanding its grade levels to include fourth and fifth. We also support LISA Academy expanding enrollment by 200 students.

[illegible]



Telephone: 501.227.4942
Fax: 501.227.4952

LITTLE SCHOLARS of ARKANSAS

“Embrace your Future”
March 2, 2011

Dear Parents:

We, the parents of prospective fourth and fifth grade students for the 2011-2012 school year, are in favor of LISA Academy expanding its grade levels to include fourth and fifth. We also support LISA Academy expanding enrollment by 200 students.

[illegible]



LISA
ACADEMY

Telephone: 501.227.4942
Fax: 501.227.4952

LITTLE SCHOLARS of ARKANSAS

“Embrace your Future”
March 2, 2011

Dear Parents:

We, the parents of prospective fourth and fifth grade students for the 2011-2012 school year, are in favor of LISA Academy expanding its grade levels to include fourth and fifth. We also support LISA Academy expanding enrollment by 200 students.

[illegible]



LISA
ACADEMY

Telephone: 501.227.4942
Fax: 501.227.4952

LITTLE SCHOLARS of ARKANSAS

“Embrace your Future”
March 2, 2011

Dear Parents:

We, the parents of prospective fourth and fifth grade students for the 2011-2012 school year, are in favor of LISA Academy expanding its grade levels to include fourth and fifth. We also support LISA Academy expanding enrollment by 200 students.

[illegible]

LISA
ACADEMY

LITTLE SCHOLARS of ARKANSAS

We, the parents of prospective fourth and fifth grade students for the 2011-2012 school year, are in favor of LISA Academy expanding its grade levels to include fourth and fifth. We also support LISA Academy expanding enrollment by 200 students.

[illegible]



LISA
ACADEMY

Telephone: 501.227.4942
Fax: 501.227.4952

LITTLE SCHOLARS of ARKANSAS

“Embrace your Future”

March 2, 2011

Dear Parents:

We, the parents of prospective fourth and fifth grade students for the 2011-2012 school year, are in favor of LISA Academy expanding its grade levels to include fourth and fifth. We also support LISA Academy expanding enrollment by 200 students.

[illegible]



LISA
ACADEMY

Telephone: 501.227.4942
Fax: 501.227.4952

LITTLE SCHOLARS of ARKANSAS

“Embrace your Future”
March 2, 2011

Dear Parents:

We, the parents of prospective fourth and fifth grade students for the 2011-2012 school year, are in favor of LISA Academy expanding its grade levels to include fourth and fifth. We also support LISA Academy expanding enrollment by 200 students.

[illegible]



LISA
ACADEMY

Telephone: 501.227.4942
Fax: 501.227.4952

LITTLE SCHOLARS of ARKANSAS

“Embrace your Future”

March 2, 2011

Dear Parents:

Friend

We, the parents of prospective fourth and fifth grade students for the 2011-2012 school year, are in favor of LISA Academy expanding its grade levels to include fourth and fifth. We also support LISA Academy expanding enrollment by 200 students.

[illegible]



LISA
ACADEMY

LITTLE SCHOLARS of ARKANSAS

March 2, 2011

We, the parents of prospective fourth and fifth grade students for the 2011-2012 school year, are in favor of LISA Academy expanding its grade levels to include fourth and fifth. We also support LISA Academy expanding enrollment by 200 students.

San Kendrick	San Kendrick	3/17/2011
Shirley Orr	SHIRLEY ORR	3/17/2011
Deborah Lewis	Deborah Lewis	3/17/11
Roshelle Brown	Roshelle Brown	3-17-11
Gloria Collier	Gloria Collier	3-17-11
Daniel Bush	Daniel Bush	3-17-11
BRIAN R. FOSTER	Brian R. Foster	03/17/11



Telephone: 501.227.4942
Fax: 501.227.4952

LITTLE SCHOLARS of ARKANSAS

“Embrace your Future”

March 2, 2011

Dear Parents:

We, the parents of prospective fourth and fifth grade students for the 2011-2012 school year, are in favor of LISA Academy expanding its grade levels to include fourth and fifth. We also support LISA Academy expanding enrollment by 200 students.

[illegible]



Telephone: 501.227.4942
Fax: 501.227.4952

LITTLE SCHOLARS of ARKANSAS

“Embrace your Future”

March 2, 2011

Dear Parents:

We, the parents of prospective fourth and fifth grade students for the 2011-2012 school year, are in favor of LISA Academy expanding its grade levels to include fourth and fifth. We also support LISA Academy expanding enrollment by 200 students.

[illegible]



LISA
ACADEMY

Telephone: 501.227.4942
Fax: 501.227.4952

LITTLE SCHOLARS of ARKANSAS

“Embrace your Future”

March 2, 2011

Dear Parents:

We, the parents of prospective fourth and fifth grade students for the 2011-2012 school year, are in favor of LISA Academy expanding its grade levels to include fourth and fifth. We also support LISA Academy expanding enrollment by 200 students.

[illegible]



LISA
ACADEMY

Telephone: 501.227.4942
Fax: 501.227.4952

LITTLE SCHOLARS of ARKANSAS

“Embrace your Future”

March 2, 2011

Dear Parents:

We, the parents of prospective fourth and fifth grade students for the 2011-2012 school year, are in favor of LISA Academy expanding its grade levels to include fourth and fifth. We also support LISA Academy expanding enrollment by 200 students.

[illegible]