


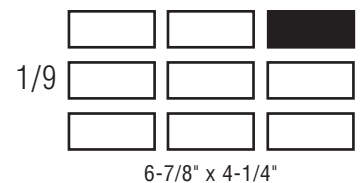
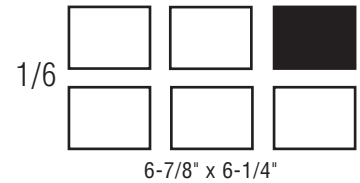
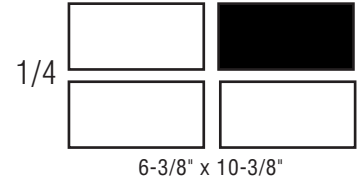
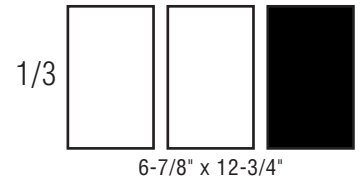
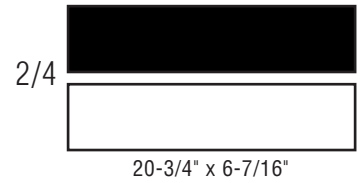

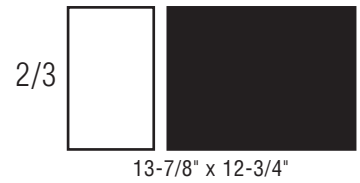
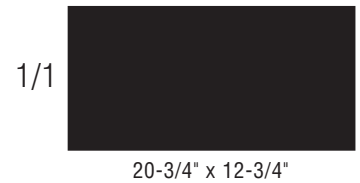


# Steamtable Pan Capacity

Pan Size	Approx. Capacity	Serving Size	Ladle (fl oz)	Scoop #	Approx. # Servings
12" x 20" x 2-1/2" 	2 gal	1/2 cup	4 oz	8	64
		3/8 cup	3 oz	10	80
		1/3 cup	2.65 oz	12	96
		1/4 cup	2 oz	16	128
12" x 20" x 4" 	3-1/2 gal	1/2 cup	4 oz	8	112
		3/8 cup	3 oz	10	135
		1/3 cup	2.65 oz	12	168
		1/4 cup	2 oz	16	224
12" x 20" x 6" 	5 gal	1/2 cup	4 oz	8	160
		3/8 cup	3 oz	10	200
		1/3 cup	2.65 oz	12	240
		1/4 cup	2 oz	16	320

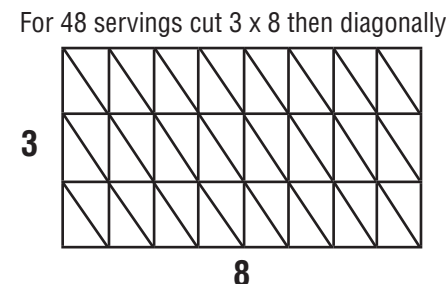
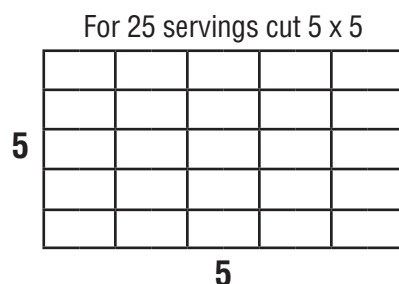

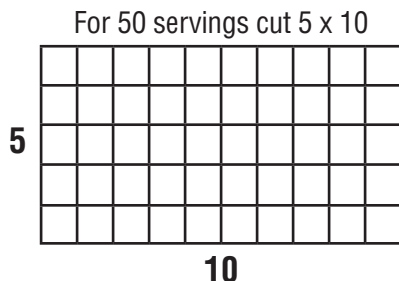

## Other Pan Sizes



## Approximate Dimensions of Serving Sizes from Different Pan Sizes

Pan	Approx. Size	No. and Approx. Size Servings per Pan		
		25	50	100
Baking or steamtable	12" x 20" x 2-1/2"	2" x 3-3/4"	2" x 2"	-----
Sheet or bun	18" x 26" x 1"	3-1/4" x 5"	3-1/4" x 2-1/2"	1-3/4" x 2-1/2"

## Cutting Diagrams for Portioning



Steamtable or counter pans are available in various sizes. Smaller size pans may require the use of an adapter bar.