

FOURTH GRADE

FIREARMS SAFETY

Lesson Plan & Teacher Guide

THEME: Safe vs. Unsafe Choices

TOPIC	DESCRIPTION	MATERIALS	TIME
PART 1: Review of the Safety Steps & Safety Pledge	Students review and recite the safety steps – Treat every gun as real and loaded. Don't touch! Tell an adult – reinforcing caution, respect and responsibility. Students also review and sign the Safety Pledge.	Safety Steps Poster; Safety Steps Slide Deck (optional); Safety Pledge	5-10 minutes
PART 2: "Park Scenario" Video: Safe or Unsafe?	Students watch the "Park Scenario" Video in which a child finds a firearm. They identify safe vs. unsafe choices and explain how the safety steps apply. Teacher leads quick reflection: "What should the child do first? Whom should the child tell?"	"Park Scenario" Video	15-20 minutes
PART 3: Activity: "Firearms Safety Is Everyone's Job"	Teacher explains shared responsibilities: (1) Firearms are tools for trained adults, (2) adults must store firearms safely (locked, unloaded and not accessible to kids), (3) kids stay safe by avoiding and reporting, and (4) a safe environment requires both adults and kids to make responsible choices. Students identify at least two ways kids contribute to safety and two ways adults contribute.	Firearms Safety Guide: Preventing Accidents	20-30 minutes
PART 4: Group Brainstorm: Kids' Safety Responsibilities	In small groups, students brainstorm the responsibilities kids have when they encounter unsafe situations. Lists should include items such as recognizing danger, stepping away and telling a trusted adult. If a gun is involved, the lists should include following the safety steps. Groups share and combine ideas into a class master list.	Chart Paper or Posterboard; Markers	20-30 minutes

PART 1

Review of the Safety Steps (5-10 minutes)

NEED: Safety Steps Poster; Safety Steps Slide Deck (optional); Safety Pledge

TEACHER: Welcome back, class. Today we're diving deeper into what it means to make safe choices. Before we start, let's refresh our safety steps and recommit to our pledge.

DISPLAY the **Safety Steps Poster** (with optional **Safety Steps Slide Deck**).

DISCUSS AND REVIEW the safety steps:

- 1 Treat every gun as real and loaded.** Treat every firearm with caution. Accidents happen when guns are touched out of curiosity.
- 2 Don't touch!** Leaving a firearm alone is the first step in preventing an accident.
- 3 Tell an adult.** Finding a trusted grown-up fast is your most important job!

ACTIVITY: Let's review this **Safety Pledge** together. Remember that these words are a promise of responsibility to yourself, to your family and friends, to your school, and to your community.

READ THE PLEDGE:

A gun is a tool for trained adults, not kids.


I will follow the safety steps:

- 1 Treat every gun as real and loaded.**
- 2 Don't touch!**
- 3 Tell an adult.**

If I ever see a gun — at home, at a friend's house or anywhere else — I will leave it alone and find a trusted adult right away.

I will help keep myself and others safe by using what I've learned.

I pledge to treat all firearms with caution and respect.



PART 2

“Park Scenario” Video: Safe or Unsafe? (15-20 minutes)

NEED: “Park Scenario” Video

TEACHER: We’re going to watch a video of a girl who finds a firearm at a playground. The video will pause before she takes any action. We’ll talk about what she sees and what she does. Then we’ll watch two possible steps the girl could take to stay safe in this situation. Pay attention to how she responds, especially while other younger children are nearby.

- Watch the **“Park Scenario” Video**. The video shows a young girl following the safety steps by:
 - 1) Calling her mother
 - 2) Alerting another adult at the park
- Sample discussion questions:
 - **What did the girl do first when she saw the gun?**

Answer: She was surprised and a bit scared when she first found the gun. In one ending, she called her mom to come help her. In the other ending, she asked another grown-up/parent at the park to help.
 - **How did her actions help protect the younger children in the background?**

Answer: She didn’t touch the gun. She didn’t leave the other kids. She immediately found a trusted adult to help.
 - **Why was calling her mother or telling another adult the right choice?**

Answer: She followed the safety steps. Telling a trusted adult is the best thing to do when you encounter an unsafe situation.

PART 3

Activity: “Firearms Safety Is Everyone’s Job” (20-30 minutes)

NEED: Firearms Safety Guide: Preventing Accidents

TEACHER: As we saw in the **“Park Scenario” Video**, a safe environment requires both adults and kids to make safe and responsible choices.

DISCUSS AND REVIEW the **Firearms Safety Guide**, emphasizing the shared responsibility of adults and children to make safe choices. Adults learn special safety rules and store firearms safely (locked and out of reach). Children stay safe by avoiding dangerous items and reporting them right away.

Gun safety is everyone’s job. On your handout, identify two ways adults contribute to safety and two ways children contribute to a safe community.

Example: Adults ensure guns are never handled without supervision. Children speak up if they see something unsafe.

TEACHER: Real life isn’t like a movie or a video game. You don’t get extra lives or a restart button. When situations are unsafe, people can get hurt, and that can affect them for a long time. That’s why we follow the safety rules every single time.



PART 4

Group Brainstorm: Kids’ Safety Responsibilities (20-30 minutes)

NEED: Chart Paper or Posterboard; Markers

TEACHER: Now we’re going to look at some important concepts about firearms.

DISCUSSION: Safety isn’t just something adults do; it’s a job for everyone. And safety isn’t only important when we’re around firearms. It’s something we should think about everywhere and all the time. To stay safe, we use our senses to notice what’s happening around us and then we use our brains to think about what to do next.

For this activity, you’re going to work in small groups. In your small groups, I want you to brainstorm the responsibilities students have when they encounter something unsafe. Think about what you might notice in different situations and what actions can help keep everyone safe. Talk about these steps in your group and write some ideas down on paper so you don’t forget. We’ll share some of these ideas together in a few minutes.

○ **Key discussion points for groups:**

- Recognizing danger quickly
- Stepping away from the unsafe item
- Reporting the situation to a trusted adult immediately


Teacher note: Combine group ideas on chart paper to create a master list of student safety responsibilities.

TEACHER: Great work today! You’re ALL helping to make our school and community safer. Remember: If something feels unsafe, you should trust your instincts, move away from the

situation and tell a trusted adult right away. You're *not* expected to handle an unsafe situation on your own.

***LANGUAGE NOTE:** In this guide, the terms "gun" and "firearm" are used interchangeably. While "firearm" is often the more technical or legal term, "gun" is commonly used in everyday language. Both terms refer to the same category of devices, and the choice of wording is intended to support clarity, consistency and accessibility for learners.

If you find a gun, DON'T TOUCH IT! Find and tell a trusted adult right away.



WE'D LOVE TO HEAR YOUR THOUGHTS!
Scan the code to take a brief survey.



FIREARMS SAFETY


FOR KIDS

LEARN TO STAY SAFE!

WHAT TO DO WHEN YOU SEE A FIREARM:

1 TREAT EVERY GUN AS REAL AND LOADED.

It's **NOT** a toy!



NO! DON'T TOUCH!

Leave it alone!

2

3 TELL AN ADULT.

Find a trusted grown-up fast!



NEVER PLAY WITH GUNS!

© 2026. All rights reserved. Materials adapted from *Children's Firearms & Safety Fundamentals* by Dr. Beth Alcazar, Ed.D.; developed in collaboration with and licensed for educational use only to the Arkansas Game & Fish Commission and the Arkansas Department of Education. No reproduction without permission.

SAFETY PLEDGE

A GUN IS A TOOL FOR TRAINED ADULTS, NOT KIDS.

I will remember and use the safety steps:

- 1 Treat every gun as real and loaded.**
- 2 Don't touch!**
- 3 Tell an adult.**

If I ever see a gun — at home, at a friend's house or anywhere else — I will leave it alone and find a trusted adult right away. I will help keep myself and others safe by using what I've learned.

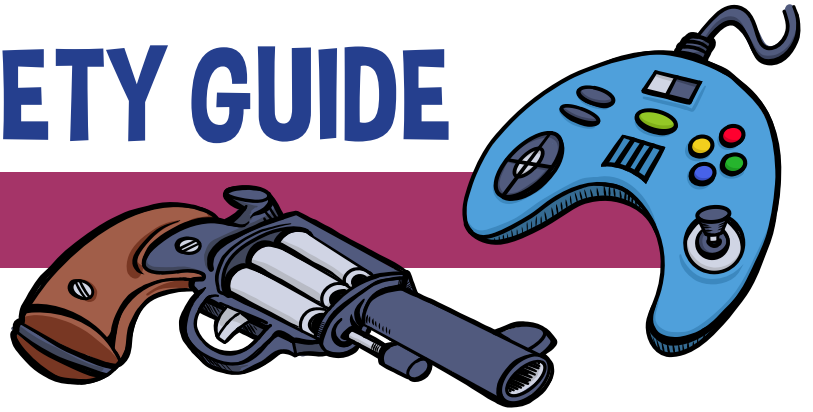
I pledge to treat all firearms with caution and respect.

NAME



FIREARMS SAFETY GUIDE

PREVENTING ACCIDENTS



Why Gun Safety Is Important

Every year, people are hurt or killed because firearms are not handled safely.

- Some of these injuries happen to children.
- Many accidents happen when firearms are:
 - Found without an adult nearby
 - Touched or played with out of curiosity
 - Thought to be fake when they're real
 - Thought to be unloaded when they're loaded

Accidents can happen quickly, which is why knowing what to do is so important!

Real Life vs. Movies and Games

Movies and video games are made for fun, but they're not real life.

- In movies and games, characters can restart, heal or come back after getting hurt.
- In real life, people do not get extra lives or restart buttons.
- This means the choices you make in real life really matter.

Why Safety Matters

- Gun injuries can seriously hurt people and may change their lives forever.
- Injuries don't affect just one person; they affect families, friends and whole communities.
- When people follow safety rules, accidents are much less likely to happen.
- Learning the safety rules helps everyone stay protected.

Preventing Accidents

The good news is that many gun injuries can be prevented.

- Safety rules are made to keep people safe.
- Following these rules helps protect you, your friends and your family.
- Knowing what to do ahead of time helps you stay calm and make smart choices.

Gun Safety Is Everyone's Responsibility

Keeping people safe is something we all work on together.

- Parents and caregivers help store guns safely.
- Teachers and community leaders help teach safety rules.
- Students help by making safe choices and telling an adult when something isn't safe.

Everyone plays an important role!

What Students Should Do

Remember the three most important steps:

- 1 **Treat every gun as real and loaded.**
- 2 **Don't touch!**
- 3 **Tell a trusted adult.**

Make safe choices to help prevent accidents.

What YOU Should Do

- Follow the safety rules every time.
- Speak up if you see something unsafe.
- Help make your school and community safer.

FIREARMS SAFETY STEPS

What Is Safety?

Firearms Safety Steps

Knowledge in Action

Conclusion



What Is Safety?



- Safety is IMPORTANT!
- You need to be safe wherever you are:
 - Home
 - School
 - Church
 - Stores
 - Parks
 - Even unfamiliar locations
- But what does it mean to be safe?

What Is Safety?



Safety can mean:

- Knowing your surroundings
- Being careful
- Having protection (or a protector)
- Staying alert and attentive
- Avoiding harm
- Avoiding danger
- Keeping yourself and others from accident or injury

Firearms Safety Steps

Now let's learn how to be safe around firearms.

We will talk about each on its own, but for now, repeat and remember these three important safety steps:

- **Treat every gun as real and loaded.**
- **NO! Don't touch!**
- **Tell an adult.**

FIREARMS SAFETY FOR KIDS

LEARN TO STAY SAFE!

WHAT TO DO WHEN YOU SEE A FIREARM:

1 TREAT EVERY GUN AS REAL AND LOADED.

It's **NOT** a toy!



NO! DON'T TOUCH!

Leave it alone!

2

3 TELL AN ADULT.

Find a trusted grown-up fast!



NEVER PLAY WITH GUNS!

Treat every gun as real and loaded.

- This is a time to be **mindful** and **careful**.
- Many fake guns look real, and many real guns look fake.
- This can make things confusing, so it's best to treat every gun as real and loaded.
- Guns are to be **respected**. And to respect an item means to take it seriously and to leave it alone, especially when it doesn't belong to you.
- Since a gun in a home, at a place of work, in a car or in someone's hand MAY or MAY NOT be loaded, we want your brain to think that it IS loaded, every time.



No! Don't touch!



- Do **NOT** touch a gun if you see one or find one.
- You don't have to be scared of firearms, but you must remember that **they are not toys!**
- Unless a parent, a teacher or a responsible, trained adult has given you permission, do NOT touch any firearm.

Tell an adult.

- This is an important step to remember!
- You don't need to run away. But you don't want to cause trouble or hurt yourself or another person.
- It's best to **have a plan** to follow in case you do happen upon a gun.
- And that plan is simple: Find or contact a **trusted adult** (a parent, teacher, neighbor, babysitter, older family member, law enforcement officer, etc.) and let him or her know, right away!



Conclusion

- You now know the basics for firearms safety and accident prevention.
- You've started to build a foundation for being safe!
- Remember to use the safety steps in your life – all the time and wherever you go – to be safe around guns ... and more.