



2024 School-Based Medicaid Profile

Statewide

ADM	471,848
Physical Therapy	\$7,349,727.50
Occupational Therapy	\$15,101,856.50
Speech Therapy	\$20,129,165.16
Personal Care	\$1,086,788.08
SBMH	\$757,578.66
EPSDT	\$1,534,791.18
Audiology	\$13,942.68
Direct Funds	\$45,413,227.54
Medicaid Rate	89.65%
ARMAC Total	\$30,557,603.46

Total Reimbursement for FY 2024

\$75,970,831.00

*Differences in the combined totals of service areas and Direct Funds Total is due to co-pay deductions



2024 School-Based Medicaid Profile

Academics Plus


6040

ADM	1,907
Physical Therapy	\$ 0.00
Occupational Therapy	\$ 0.00
Speech Therapy	\$ 0.00
Personal Care	\$ 0.00
SBMH	\$ 0.00
EPSDT	\$ 740.76
Audiology	\$ 0.00
Direct Funds	\$ 740.76
Medicaid Rate	98.27%
ARMAC Total	\$73,866.92

Total Reimbursement for FY 2024

\$74,607.68

*Differences in the combined totals of service areas and Direct Funds Total is due to co-pay deductions



2024 School-Based Medicaid Profile


Alma 1701

ADM	3,078
Physical Therapy	\$61,722.24
Occupational Therapy	\$191,386.06
Speech Therapy	\$74,433.86
Personal Care	\$ 0.00
SBMH	\$ 0.00
EPSDT	\$12,063.02
Audiology	\$ 0.00
Direct Funds	\$335,131.42
Medicaid Rate	88.30%
ARMAC Total	\$155,928.01

Total Reimbursement for FY 2024

\$491,059.43

*Differences in the combined totals of service areas and Direct Funds Total is due to co-pay deductions



2024 School-Based Medicaid Profile

Alpena

0501

ADM	405
Physical Therapy	\$7,937.10
Occupational Therapy	\$13,655.56
Speech Therapy	\$2,552.40
Personal Care	\$ 0.00
SBMH	\$ 0.00
EPSDT	\$ 431.68
Audiology	\$ 0.00
Direct Funds	\$24,326.74
Medicaid Rate	86.08%
ARMAC Total	\$27,538.76

Total Reimbursement for FY 2024

\$51,865.50

*Differences in the combined totals of service areas and Direct Funds Total is due to co-pay deductions



2024 School-Based Medicaid Profile

Arch Ford ESC 1520


ADM

Physical Therapy	\$4,817.32
Occupational Therapy	\$12,540.36
Speech Therapy	\$50,382.68
Personal Care	\$ 0.00
SBMH	\$ 0.00
EPSDT	\$ 0.00
Audiology	\$ 0.00
Direct Funds	\$67,400.36
Medicaid Rate	88.50%
ARMAC Total	\$48,121.59

.....
Total Reimbursement for FY 2024

\$115,521.95

*Differences in the combined totals of service areas and Direct Funds Total is due to co-pay deductions



2024 School-Based Medicaid Profile

Arkadelphia

1002

ADM	1,788
Physical Therapy	\$22,537.32
Occupational Therapy	\$47,693.96
Speech Therapy	\$89,635.19
Personal Care	\$ 0.00
SBMH	\$ 0.00
EPSDT	\$6,797.68
Audiology	\$ 0.00
Direct Funds	\$165,008.31
Medicaid Rate	100.00%
ARMAC Total	\$65,808.67

Total Reimbursement for FY 2024

\$230,816.98

*Differences in the combined totals of service areas and Direct Funds Total is due to co-pay deductions



2024 School-Based Medicaid Profile

Arkansas Arts Academy

0440

ADM	989
Physical Therapy	\$ 263.84
Occupational Therapy	\$5,870.14
Speech Therapy	\$10,989.12
Personal Care	\$ 0.00
SBMH	\$ 0.00
EPSDT	\$ 0.00
Audiology	\$ 0.00
Direct Funds	\$16,653.10
Medicaid Rate	72.51%
ARMAC Total	\$155,121.94

Total Reimbursement for FY 2024

\$171,775.04

*Differences in the combined totals of service areas and Direct Funds Total is due to co-pay deductions




2024 School-Based Medicaid Profile

Arkansas Connections Academy 0444

ADM	3,824
Physical Therapy	\$ 0.00
Occupational Therapy	\$ 0.00
Speech Therapy	\$ 0.00
Personal Care	\$ 0.00
SBMH	\$ 0.00
EPSDT	\$ 0.00
Audiology	\$ 0.00
Direct Funds	\$ 0.00
Medicaid Rate	72.51%
ARMAC Total	\$ 0.00

Total Reimbursement for FY 2024 \$ 0.00

*Differences in the combined totals of service areas and Direct Funds Total is due to co-pay deductions




2024 School-Based Medicaid Profile

Arkansas Lighthouse Academies	6050
-------------------------------	------

ADM	427
Physical Therapy	\$ 0.00
Occupational Therapy	\$7,893.20
Speech Therapy	\$11,070.00
Personal Care	\$ 0.00
SBMH	\$ 0.00
EPSDT	\$ 0.00
Audiology	\$ 0.00
Direct Funds	\$18,293.20
Medicaid Rate	98.27%
ARMAC Total	\$20,812.57

Total Reimbursement for FY 2024	\$39,105.77
--	--------------------

*Differences in the combined totals of service areas and Direct Funds Total is due to co-pay deductions



2024 School-Based Medicaid Profile

Arkansas Military and First Responders Academy (AMFRA)

6064

ADM	69
Physical Therapy	\$ 0.00
Occupational Therapy	\$ 0.00
Speech Therapy	\$ 0.00
Personal Care	\$ 0.00
SBMH	\$ 0.00
EPSDT	\$ 0.00
Audiology	\$ 0.00
Direct Funds	\$ 0.00
Medicaid Rate	98.27%
ARMAC Total	\$ 0.00

.....
Total Reimbursement for FY 2024

\$ 0.00

*Differences in the combined totals of service areas and Direct Funds Total is due to co-pay deductions



2024 School-Based Medicaid Profile

Arkansas River ESC

3520

ADM

Physical Therapy

\$ 0.00

Occupational Therapy

\$ 0.00

Speech Therapy

\$2,986.82

Personal Care

\$ 0.00

SBMH

\$ 0.00

EPSDT

\$ 0.00

Audiology

\$ 0.00

Direct Funds

\$2,976.82

Medicaid Rate

92.71%


ARMAC Total

\$46,697.71

.....
Total Reimbursement for FY 2024

\$49,674.53

*Differences in the combined totals of service areas and Direct Funds Total is due to co-pay deductions



2024 School-Based Medicaid Profile

Arkansas School for the Blind 6091

ADM	66
Physical Therapy	\$14,466.49
Occupational Therapy	\$59,055.95
Speech Therapy	\$39,876.34
Personal Care	\$ 0.00
SBMH	\$ 0.00
EPSDT	\$ 463.62
Audiology	\$ 0.00
Direct Funds	\$113,702.40
Medicaid Rate	98.27%
ARMAC Total	\$124,098.79

.....
Total Reimbursement for FY 2024

\$237,801.19


*Differences in the combined totals of service areas and Direct Funds Total is due to co-pay deductions



2024 School-Based Medicaid Profile

Arkansas School for the Deaf	6092
ADM	102
Physical Therapy	\$61,066.68
Occupational Therapy	\$65,178.92
Speech Therapy	\$79,149.40
Personal Care	\$ 0.00
SBMH	\$ 0.00
EPSDT	\$1,365.76
Audiology	\$3,090.10
Direct Funds	\$208,800.86
Medicaid Rate	98.27%
ARMAC Total	\$98,868.53
<hr/>	
Total Reimbursement for FY 2024	\$307,669.39

*Differences in the combined totals of service areas and Direct Funds Total is due to co-pay deductions



2024 School-Based Medicaid Profile

Arkansas Virtual


6043

ADM	3,961
Physical Therapy	\$1,559.76
Occupational Therapy	\$33,126.12
Speech Therapy	\$72,178.14
Personal Care	\$ 0.00
SBMH	\$ 0.00
EPSDT	\$ 0.00
Audiology	\$ 0.00
Direct Funds	\$106,244.02
Medicaid Rate	98.27%
ARMAC Total	\$340,686.85

.....
Total Reimbursement for FY 2024

\$446,930.87

*Differences in the combined totals of service areas and Direct Funds Total is due to co-pay deductions



2024 School-Based Medicaid Profile

Armored

4701

ADM	391
Physical Therapy	\$3,551.72
Occupational Therapy	\$9,661.98
Speech Therapy	\$14,933.50
Personal Care	\$ 0.00
SBMH	\$ 0.00
EPSDT	\$ 562.18
Audiology	\$ 0.00
Direct Funds	\$28,519.38
Medicaid Rate	100.00%
ARMAC Total	\$25,781.69

Total Reimbursement for FY 2024

\$54,301.07

*Differences in the combined totals of service areas and Direct Funds Total is due to co-pay deductions



2024 School-Based Medicaid Profile

Ashdown

4101

ADM	1,287
Physical Therapy	\$17,254.18
Occupational Therapy	\$70,460.60
Speech Therapy	\$139,588.72
Personal Care	\$14,462.68
SBMH	\$ 0.00
EPSDT	\$7,126.34
Audiology	\$ 0.00
Direct Funds	\$245,292.52
Medicaid Rate	87.59%
ARMAC Total	\$92,356.53

Total Reimbursement for FY 2024

\$337,649.05

*Differences in the combined totals of service areas and Direct Funds Total is due to co-pay deductions



2024 School-Based Medicaid Profile

Atkins

5801

ADM	892
Physical Therapy	\$85,974.62
Occupational Therapy	\$83,312.64
Speech Therapy	\$180,666.76
Personal Care	\$ 0.00
SBMH	\$ 0.00
EPSDT	\$2,260.40
Audiology	\$ 0.00
Direct Funds	\$348,024.42
Medicaid Rate	89.21%
ARMAC Total	\$39,234.49

.....

Total Reimbursement for FY 2024

\$387,258.91

*Differences in the combined totals of service areas and Direct Funds Total is due to co-pay deductions



2024 School-Based Medicaid Profile

Augusta

7401

ADM	324
Physical Therapy	\$15,891.32
Occupational Therapy	\$59,897.46
Speech Therapy	\$82,362.21
Personal Care	\$ 0.00
SBMH	\$ 0.00
EPSDT	\$ 0.00
Audiology	\$ 0.00
Direct Funds	\$155,660.99
Medicaid Rate	97.78%
ARMAC Total	\$29,052.82

Total Reimbursement for FY 2024

\$184,713.81

*Differences in the combined totals of service areas and Direct Funds Total is due to co-pay deductions



2024 School-Based Medicaid Profile

Bald Knob

7301

ADM	1,062
Physical Therapy	\$71,332.08
Occupational Therapy	\$146,730.76
Speech Therapy	\$44,557.21
Personal Care	\$ 0.00
SBMH	\$ 0.00
EPSDT	\$6,761.96
Audiology	\$ 0.00
Direct Funds	\$264,764.68
Medicaid Rate	93.50%
ARMAC Total	\$72,115.89

Total Reimbursement for FY 2024

\$336,880.57

*Differences in the combined totals of service areas and Direct Funds Total is due to co-pay deductions



2024 School-Based Medicaid Profile

Barton-Lexa


5401

ADM	612
Physical Therapy	\$36,155.06
Occupational Therapy	\$60,715.22
Speech Therapy	\$43,941.82
Personal Care	\$ 384.00
SBMH	\$ 0.00
EPSDT	\$1,097.92
Audiology	\$ 0.00
Direct Funds	\$140,774.02
Medicaid Rate	97.46%
ARMAC Total	\$42,702.53

.....
Total Reimbursement for FY 2024

\$183,476.55

*Differences in the combined totals of service areas and Direct Funds Total is due to co-pay deductions



2024 School-Based Medicaid Profile

Batesville

3201

ADM	3,107
Physical Therapy	\$78,093.94
Occupational Therapy	\$93,472.17
Speech Therapy	\$107,549.79
Personal Care	\$1,377.28
SBMH	\$ 0.00
EPSDT	\$15,850.66
Audiology	\$ 0.00
Direct Funds	\$292,825.92
Medicaid Rate	89.61%
ARMAC Total	\$217,020.15

Total Reimbursement for FY 2024

\$509,846.07

*Differences in the combined totals of service areas and Direct Funds Total is due to co-pay deductions



2024 School-Based Medicaid Profile

Bauxite

6301

ADM	1,677
Physical Therapy	\$1,067.68
Occupational Therapy	\$4,791.80
Speech Therapy	\$71,980.82
Personal Care	\$ 0.00
SBMH	\$ 0.00
EPSDT	\$5,500.58
Audiology	\$ 0.00
Direct Funds	\$81,630.88
Medicaid Rate	91.09%
ARMAC Total	\$36,925.23

.....

Total Reimbursement for FY 2024

\$118,556.11

*Differences in the combined totals of service areas and Direct Funds Total is due to co-pay deductions



2024 School-Based Medicaid Profile


Bay 1601

ADM	547
Physical Therapy	\$45,282.50
Occupational Therapy	\$66,123.24
Speech Therapy	\$80,958.20
Personal Care	\$ 0.00
SBMH	\$ 0.00
EPSDT	\$ 0.00
Audiology	\$ 0.00
Direct Funds	\$192,243.94
Medicaid Rate	89.56%
ARMAC Total	\$44,709.23

Total Reimbursement for FY 2024

\$236,953.17

*Differences in the combined totals of service areas and Direct Funds Total is due to co-pay deductions



2024 School-Based Medicaid Profile

Bearden


5201

ADM	457
Physical Therapy	\$6,523.84
Occupational Therapy	\$25,484.82
Speech Therapy	\$32,466.29
Personal Care	\$ 675.84
SBMH	\$ 0.00
EPSDT	\$1,250.74
Audiology	\$ 0.00
Direct Funds	\$65,641.53
Medicaid Rate	91.88%
ARMAC Total	\$34,293.49

Total Reimbursement for FY 2024

\$99,935.02

*Differences in the combined totals of service areas and Direct Funds Total is due to co-pay deductions



2024 School-Based Medicaid Profile

Beebe

7302

ADM	3,312
Physical Therapy	\$73,500.31
Occupational Therapy	\$102,059.73
Speech Therapy	\$160,872.41
Personal Care	\$61,583.36
SBMH	\$ 0.00
EPSDT	\$17,559.82
Audiology	\$ 0.00
Direct Funds	\$407,285.69
Medicaid Rate	93.50%
ARMAC Total	\$209,426.33

.....

Total Reimbursement for FY 2024

\$616,712.02

*Differences in the combined totals of service areas and Direct Funds Total is due to co-pay deductions



2024 School-Based Medicaid Profile

Benton

6302

ADM	5,750
Physical Therapy	\$2,348.43
Occupational Therapy	\$31,934.68
Speech Therapy	\$33,567.85
Personal Care	\$62,198.88
SBMH	\$ 0.00
EPSDT	\$7,484.88
Audiology	\$ 0.00
Direct Funds	\$136,999.68
Medicaid Rate	91.09%
ARMAC Total	\$298,595.93

Total Reimbursement for FY 2024

\$435,595.61

*Differences in the combined totals of service areas and Direct Funds Total is due to co-pay deductions



2024 School-Based Medicaid Profile

Bentonville

0401

ADM	19,063
Physical Therapy	\$31,277.23
Occupational Therapy	\$65,981.65
Speech Therapy	\$202,622.42
Personal Care	\$44,226.52
SBMH	\$ 0.00
EPSDT	\$38,783.60
Audiology	\$ 0.00
Direct Funds	\$373,314.22
Medicaid Rate	72.51%
ARMAC Total	\$1,060,928.35

Total Reimbursement for FY 2024

\$1,434,242.57

*Differences in the combined totals of service areas and Direct Funds Total is due to co-pay deductions



2024 School-Based Medicaid Profile

Bergman

0502

ADM	1,023
Physical Therapy	\$24,288.90
Occupational Therapy	\$27,419.58
Speech Therapy	\$7,762.16
Personal Care	\$ 0.00
SBMH	\$ 0.00
EPSDT	\$4,155.40
Audiology	\$ 0.00
Direct Funds	\$62,626.04
Medicaid Rate	86.08%
ARMAC Total	\$51,861.17

Total Reimbursement for FY 2024

\$114,487.21

*Differences in the combined totals of service areas and Direct Funds Total is due to co-pay deductions



2024 School-Based Medicaid Profile

Berryville

0801

ADM	1,785
Physical Therapy	\$17,441.02
Occupational Therapy	\$52,601.55
Speech Therapy	\$58,476.58
Personal Care	\$16,404.48
SBMH	\$ 0.00
EPSDT	\$3,286.54
Audiology	\$ 0.00
Direct Funds	\$146,182.19
Medicaid Rate	100.00%
ARMAC Total	\$132,051.05

Total Reimbursement for FY 2024

\$278,233.24

*Differences in the combined totals of service areas and Direct Funds Total is due to co-pay deductions



2024 School-Based Medicaid Profile

Bismarck

3001

ADM	991
Physical Therapy	\$21,996.76
Occupational Therapy	\$50,502.18
Speech Therapy	\$64,700.15
Personal Care	\$19,703.60
SBMH	\$ 0.00
EPSDT	\$3,739.18
Audiology	\$ 0.00
Direct Funds	\$159,803.95
Medicaid Rate	85.35%
ARMAC Total	\$48,421.38

Total Reimbursement for FY 2024

\$208,225.33

*Differences in the combined totals of service areas and Direct Funds Total is due to co-pay deductions



2024 School-Based Medicaid Profile

Blevins

2901

ADM	404
Physical Therapy	\$5,686.12
Occupational Therapy	\$8,862.54
Speech Therapy	\$22,683.32
Personal Care	\$ 0.00
SBMH	\$ 0.00
EPSDT	\$ 0.00
Audiology	\$ 0.00
Direct Funds	\$37,231.98
Medicaid Rate	100.00%
ARMAC Total	\$23,947.36

Total Reimbursement for FY 2024

\$61,179.34

*Differences in the combined totals of service areas and Direct Funds Total is due to co-pay deductions



2024 School-Based Medicaid Profile

Blytheville

4702

ADM	1,351
Physical Therapy	\$41,180.00
Occupational Therapy	\$74,495.20
Speech Therapy	\$40,318.18
Personal Care	\$ 0.00
SBMH	\$ 0.00
EPSDT	\$6,202.88
Audiology	\$ 0.00
Direct Funds	\$162,196.26
Medicaid Rate	100.00%
ARMAC Total	\$90,645.64

Total Reimbursement for FY 2024

\$252,841.90

*Differences in the combined totals of service areas and Direct Funds Total is due to co-pay deductions



2024 School-Based Medicaid Profile

Booneville

4201

ADM	1,234
Physical Therapy	\$33,043.04
Occupational Therapy	\$68,726.08
Speech Therapy	\$31,168.34
Personal Care	\$1,720.32
SBMH	\$36,189.18
EPSDT	\$5,693.58
Audiology	\$ 0.00
Direct Funds	\$175,833.65
Medicaid Rate	97.12%
ARMAC Total	\$63,702.85

.....

Total Reimbursement for FY 2024

\$239,536.50

*Differences in the combined totals of service areas and Direct Funds Total is due to co-pay deductions



2024 School-Based Medicaid Profile

Bradford

7303

ADM	422
Physical Therapy	\$12,922.40
Occupational Therapy	\$41,757.02
Speech Therapy	\$126,716.92
Personal Care	\$ 0.00
SBMH	\$ 0.00
EPSDT	\$1,716.42
Audiology	\$ 0.00
Direct Funds	\$179,552.76
Medicaid Rate	93.50%
ARMAC Total	\$37,395.09

Total Reimbursement for FY 2024

\$216,947.85

*Differences in the combined totals of service areas and Direct Funds Total is due to co-pay deductions



2024 School-Based Medicaid Profile

Brinkley 4801

ADM	389
Physical Therapy	\$31,515.26
Occupational Therapy	\$41,945.44
Speech Therapy	\$ 0.00
Personal Care	\$ 0.00
SBMH	\$ 0.00
EPSDT	\$ 0.00
Audiology	\$ 0.00
Direct Funds	\$73,420.70
Medicaid Rate	100.00%
ARMAC Total	\$38,026.56

Total Reimbursement for FY 2024

\$111,447.26

*Differences in the combined totals of service areas and Direct Funds Total is due to co-pay deductions



2024 School-Based Medicaid Profile

Brookland

1603

ADM	3,001
Physical Therapy	\$60,877.52
Occupational Therapy	\$276,948.66
Speech Therapy	\$206,953.99
Personal Care	\$ 0.00
SBMH	\$ 0.00
EPSDT	\$5,916.12
Audiology	\$ 0.00
Direct Funds	\$546,746.29
Medicaid Rate	89.56%
ARMAC Total	\$222,346.12

Total Reimbursement for FY 2024

\$769,092.41

*Differences in the combined totals of service areas and Direct Funds Total is due to co-pay deductions



2024 School-Based Medicaid Profile

Bryant


6303

ADM	9,551
Physical Therapy	\$240,948.71
Occupational Therapy	\$465,489.34
Speech Therapy	\$560,518.28
Personal Care	\$ 0.00
SBMH	\$92,019.70
EPSDT	\$38,219.72
Audiology	\$ 0.00
Direct Funds	\$1,381,147.66
Medicaid Rate	91.09%
ARMAC Total	\$606,730.04

Total Reimbursement for FY 2024

\$1,987,877.70

*Differences in the combined totals of service areas and Direct Funds Total is due to co-pay deductions



2024 School-Based Medicaid Profile

Buffalo Island Central 1605

ADM	674
Physical Therapy	\$81,380.34
Occupational Therapy	\$109,344.74
Speech Therapy	\$8,206.46
Personal Care	\$ 0.00
SBMH	\$ 0.00
EPSDT	\$3,848.72
Audiology	\$ 0.00
Direct Funds	\$202,064.42
Medicaid Rate	89.56%
ARMAC Total	\$50,400.66

Total Reimbursement for FY 2024

\$252,465.08

*Differences in the combined totals of service areas and Direct Funds Total is due to co-pay deductions



2024 School-Based Medicaid Profile

Cabot


4304

ADM	10,282
Physical Therapy	\$38,111.91
Occupational Therapy	\$56,517.88
Speech Therapy	\$91,307.90
Personal Care	\$80,988.16
SBMH	\$ 0.00
EPSDT	\$34,492.24
Audiology	\$ 0.00
Direct Funds	\$299,944.73
Medicaid Rate	78.29%
ARMAC Total	\$561,038.24

Total Reimbursement for FY 2024

\$860,982.97

*Differences in the combined totals of service areas and Direct Funds Total is due to co-pay deductions




2024 School-Based Medicaid Profile

Caddo Hills 4901

ADM	552
Physical Therapy	\$4,852.00
Occupational Therapy	\$13,142.92
Speech Therapy	\$35,896.34
Personal Care	\$ 0.00
SBMH	\$ 0.00
EPSDT	\$ 0.00
Audiology	\$ 0.00
Direct Funds	\$51,681.26
Medicaid Rate	100.00%
ARMAC Total	\$35,321.03

Total Reimbursement for FY 2024	\$87,002.29
--	--------------------

*Differences in the combined totals of service areas and Direct Funds Total is due to co-pay deductions



2024 School-Based Medicaid Profile

Calico Rock

3301

ADM	366
Physical Therapy	\$16,675.30
Occupational Therapy	\$13,606.42
Speech Therapy	\$27,355.62
Personal Care	\$ 0.00
SBMH	\$ 0.00
EPSDT	\$3,577.42
Audiology	\$ 0.00
Direct Funds	\$60,929.24
Medicaid Rate	95.61%
ARMAC Total	\$36,395.17

Total Reimbursement for FY 2024

\$97,324.41

*Differences in the combined totals of service areas and Direct Funds Total is due to co-pay deductions



2024 School-Based Medicaid Profile

Camden Fairview

5204

ADM	1,993
Physical Therapy	\$12,457.60
Occupational Therapy	\$100,380.92
Speech Therapy	\$35,655.65
Personal Care	\$ 0.00
SBMH	\$ 0.00
EPSDT	\$3,445.20
Audiology	\$ 0.00
Direct Funds	\$150,233.04
Medicaid Rate	91.88%
ARMAC Total	\$135,002.71

Total Reimbursement for FY 2024

\$285,235.75

*Differences in the combined totals of service areas and Direct Funds Total is due to co-pay deductions



2024 School-Based Medicaid Profile

Carlisle


4303

ADM	597
Physical Therapy	\$5,034.64
Occupational Therapy	\$15,859.20
Speech Therapy	\$6,262.74
Personal Care	\$ 0.00
SBMH	\$ 0.00
EPSDT	\$ 0.00
Audiology	\$ 0.00
Direct Funds	\$26,356.58
Medicaid Rate	78.29%
ARMAC Total	\$40,816.52

Total Reimbursement for FY 2024

\$67,173.10

*Differences in the combined totals of service areas and Direct Funds Total is due to co-pay deductions



2024 School-Based Medicaid Profile

Cave City


6802

ADM	1,153
Physical Therapy	\$134,741.88
Occupational Therapy	\$179,080.96
Speech Therapy	\$143,037.06
Personal Care	\$11,146.12
SBMH	\$114,054.75
EPSDT	\$10,609.66
Audiology	\$ 0.00
Direct Funds	\$587,340.43
Medicaid Rate	93.88%
ARMAC Total	\$69,213.12

Total Reimbursement for FY 2024

\$656,553.55

*Differences in the combined totals of service areas and Direct Funds Total is due to co-pay deductions



2024 School-Based Medicaid Profile

Cedar Ridge


3212

ADM	636
Physical Therapy	\$31,652.06
Occupational Therapy	\$54,704.62
Speech Therapy	\$111,584.44
Personal Care	\$ 0.00
SBMH	\$ 0.00
EPSDT	\$4,477.18
Audiology	\$ 0.00
Direct Funds	\$198,868.30
Medicaid Rate	89.61%
ARMAC Total	\$41,483.39

Total Reimbursement for FY 2024

\$240,351.69

*Differences in the combined totals of service areas and Direct Funds Total is due to co-pay deductions



2024 School-Based Medicaid Profile

Cedarville

1702

ADM	709
Physical Therapy	\$2,166.56
Occupational Therapy	\$34,129.69
Speech Therapy	\$23,604.62
Personal Care	\$ 0.00
SBMH	\$ 0.00
EPSDT	\$ 0.00
Audiology	\$ 0.00
Direct Funds	\$58,960.87
Medicaid Rate	88.30%
ARMAC Total	\$47,098.11

Total Reimbursement for FY 2024

\$106,058.98

*Differences in the combined totals of service areas and Direct Funds Total is due to co-pay deductions



2024 School-Based Medicaid Profile


Centerpoint 5502

ADM	926
Physical Therapy	\$21,568.48
Occupational Therapy	\$42,272.38
Speech Therapy	\$40,712.08
Personal Care	\$ 0.00
SBMH	\$ 0.00
EPSDT	\$5,416.44
Audiology	\$ 0.00
Direct Funds	\$109,559.38
Medicaid Rate	76.07%
ARMAC Total	\$51,897.55

Total Reimbursement for FY 2024

\$161,456.93

*Differences in the combined totals of service areas and Direct Funds Total is due to co-pay deductions



2024 School-Based Medicaid Profile

Charleston


2402

ADM	878
Physical Therapy	\$13,365.12
Occupational Therapy	\$32,217.66
Speech Therapy	\$11,067.76
Personal Care	\$14,684.16
SBMH	\$ 0.00
EPSDT	\$2,746.34
Audiology	\$ 0.00
Direct Funds	\$73,605.20
Medicaid Rate	77.12%
ARMAC Total	\$42,692.50

Total Reimbursement for FY 2024

\$116,297.70

*Differences in the combined totals of service areas and Direct Funds Total is due to co-pay deductions



2024 School-Based Medicaid Profile

Clarendon 4802

ADM	406
Physical Therapy	\$12,830.32
Occupational Therapy	\$71,926.50
Speech Therapy	\$30,215.22
Personal Care	\$ 0.00
SBMH	\$ 0.00
EPSDT	\$3,202.06
Audiology	\$ 0.00
Direct Funds	\$117,634.10
Medicaid Rate	100.00%
ARMAC Total	\$47,994.39

Total Reimbursement for FY 2024

\$165,628.49

*Differences in the combined totals of service areas and Direct Funds Total is due to co-pay deductions



2024 School-Based Medicaid Profile

Clarksville

3601

ADM	2,507
Physical Therapy	\$70,985.76
Occupational Therapy	\$175,934.54
Speech Therapy	\$166,790.56
Personal Care	\$52,034.54
SBMH	\$ 0.00
EPSDT	\$16,314.92
Audiology	\$ 0.00
Direct Funds	\$474,222.40
Medicaid Rate	100.00%
ARMAC Total	\$250,429.71

Total Reimbursement for FY 2024

\$724,652.11

*Differences in the combined totals of service areas and Direct Funds Total is due to co-pay deductions



2024 School-Based Medicaid Profile

Cleveland County

1305

ADM	688
Physical Therapy	\$15,318.12
Occupational Therapy	\$37,726.84
Speech Therapy	\$36,137.06
Personal Care	\$10,040.32
SBMH	\$ 0.00
EPSDT	\$3,497.06
Audiology	\$ 0.00
Direct Funds	\$101,899.40
Medicaid Rate	66.42%
ARMAC Total	\$15,079.95

Total Reimbursement for FY 2024

\$116,979.35

*Differences in the combined totals of service areas and Direct Funds Total is due to co-pay deductions



2024 School-Based Medicaid Profile

Clinton

7102

ADM	1,218
Physical Therapy	\$80,327.36
Occupational Therapy	\$131,098.84
Speech Therapy	\$119,700.66
Personal Care	\$ 0.00
SBMH	\$ 0.00
EPSDT	\$ 0.00
Audiology	\$ 0.00
Direct Funds	\$329,778.96
Medicaid Rate	91.23%
ARMAC Total	\$82,644.81

Total Reimbursement for FY 2024

\$412,423.77

*Differences in the combined totals of service areas and Direct Funds Total is due to co-pay deductions



2024 School-Based Medicaid Profile

Concord

1201


ADM	373
Physical Therapy	\$20,445.10
Occupational Therapy	\$54,107.36
Speech Therapy	\$59,340.88
Personal Care	\$3,082.24
SBMH	\$ 0.00
EPSDT	\$3,197.94
Audiology	\$ 0.00
Direct Funds	\$139,383.52
Medicaid Rate	91.89%
ARMAC Total	\$37,000.14

.....

Total Reimbursement for FY 2024

\$176,383.66

*Differences in the combined totals of service areas and Direct Funds Total is due to co-pay deductions



2024 School-Based Medicaid Profile

Conway

2301

ADM	9,831
Physical Therapy	\$35,836.24
Occupational Therapy	\$49,925.84
Speech Therapy	\$201,800.00
Personal Care	\$53,191.68
SBMH	\$ 0.00
EPSDT	\$41,126.08
Audiology	\$ 0.00
Direct Funds	\$377,977.68
Medicaid Rate	86.00%
ARMAC Total	\$598,383.54

.....

Total Reimbursement for FY 2024

\$976,361.22

*Differences in the combined totals of service areas and Direct Funds Total is due to co-pay deductions



2024 School-Based Medicaid Profile

Corning

1101


ADM	792
Physical Therapy	\$19,236.82
Occupational Therapy	\$49,777.10
Speech Therapy	\$44,629.36
Personal Care	\$ 0.00
SBMH	\$ 0.00
EPSDT	\$4,484.40
Audiology	\$ 0.00
Direct Funds	\$117,437.68
Medicaid Rate	85.47%
ARMAC Total	\$34,255.58

.....

Total Reimbursement for FY 2024

\$151,693.26

*Differences in the combined totals of service areas and Direct Funds Total is due to co-pay deductions



2024 School-Based Medicaid Profile

Cossatot River 5707

ADM	862
Physical Therapy	\$12,238.00
Occupational Therapy	\$7,772.96
Speech Therapy	\$22,211.58
Personal Care	\$2,518.34
SBMH	\$ 0.00
EPSDT	\$5,996.82
Audiology	\$ 0.00
Direct Funds	\$50,157.70
Medicaid Rate	85.06%
ARMAC Total	\$69,823.56

Total Reimbursement for FY 2024

\$119,981.26

*Differences in the combined totals of service areas and Direct Funds Total is due to co-pay deductions



2024 School-Based Medicaid Profile

Cotter

0302

ADM	672
Physical Therapy	\$28,870.80
Occupational Therapy	\$55,669.80
Speech Therapy	\$15,085.38
Personal Care	\$2,585.60
SBMH	\$ 0.00
EPSDT	\$3,609.70
Audiology	\$ 0.00
Direct Funds	\$104,428.00
Medicaid Rate	100.00%
ARMAC Total	\$33,949.62

.....

Total Reimbursement for FY 2024

\$138,377.62

*Differences in the combined totals of service areas and Direct Funds Total is due to co-pay deductions



2024 School-Based Medicaid Profile

County Line 2403

ADM	537
Physical Therapy	\$12,945.60
Occupational Therapy	\$27,724.00
Speech Therapy	\$8,963.36
Personal Care	\$ 0.00
SBMH	\$ 0.00
EPSDT	\$2,744.28
Audiology	\$ 0.00
Direct Funds	\$51,027.24
Medicaid Rate	77.12%
ARMAC Total	\$40,910.14

Total Reimbursement for FY 2024

\$91,937.38

*Differences in the combined totals of service areas and Direct Funds Total is due to co-pay deductions



2024 School-Based Medicaid Profile

Cross County 1901

ADM	681
Physical Therapy	\$21,217.16
Occupational Therapy	\$45,776.12
Speech Therapy	\$43,776.14
Personal Care	\$3,804.16
SBMH	\$ 0.00
EPSDT	\$4,218.58
Audiology	\$ 0.00
Direct Funds	\$117,972.16
Medicaid Rate	85.10%
ARMAC Total	\$46,308.40

Total Reimbursement for FY 2024

\$164,280.56

*Differences in the combined totals of service areas and Direct Funds Total is due to co-pay deductions



2024 School-Based Medicaid Profile

Crossett

0201

ADM	1,506
Physical Therapy	\$3,431.38
Occupational Therapy	\$4,747.46
Speech Therapy	\$3,031.78
Personal Care	\$7,639.04
SBMH	\$ 0.00
EPSDT	\$3,856.62
Audiology	\$ 0.00
Direct Funds	\$22,696.28
Medicaid Rate	93.98%
ARMAC Total	\$89,401.77

Total Reimbursement for FY 2024

\$112,098.05

*Differences in the combined totals of service areas and Direct Funds Total is due to co-pay deductions



2024 School-Based Medicaid Profile

Crowley's Ridge ESC

5620

ADM

Physical Therapy

\$ 0.00

Occupational Therapy

\$ 0.00

Speech Therapy

\$55,418.32

Personal Care

\$ 0.00

SBMH

\$ 0.00

EPSDT

\$ 0.00

Audiology

\$ 0.00

Direct Funds

\$51,987.04

Medicaid Rate

95.81%

ARMAC Total

\$65,381.50

.....
Total Reimbursement for FY 2024

\$117,368.54

*Differences in the combined totals of service areas and Direct Funds Total is due to co-pay deductions



2024 School-Based Medicaid Profile

Cutter Morning Star


2601

ADM	665
Physical Therapy	\$7,028.14
Occupational Therapy	\$75,597.48
Speech Therapy	\$92,062.34
Personal Care	\$ 0.00
SBMH	\$ 0.00
EPSDT	\$ 0.00
Audiology	\$ 0.00
Direct Funds	\$172,017.96
Medicaid Rate	100.00%
ARMAC Total	\$26,647.20

Total Reimbursement for FY 2024

\$198,665.16

*Differences in the combined totals of service areas and Direct Funds Total is due to co-pay deductions



2024 School-Based Medicaid Profile

Danville


7503

ADM	763
Physical Therapy	\$63,135.96
Occupational Therapy	\$80,417.08
Speech Therapy	\$119,510.14
Personal Care	\$ 0.00
SBMH	\$ 0.00
EPSDT	\$ 0.00
Audiology	\$ 0.00
Direct Funds	\$261,813.18
Medicaid Rate	91.61%
ARMAC Total	\$62,239.32

Total Reimbursement for FY 2024

\$324,052.50

*Differences in the combined totals of service areas and Direct Funds Total is due to co-pay deductions



2024 School-Based Medicaid Profile

Dardanelle


7504

ADM	2,091
Physical Therapy	\$37,996.84
Occupational Therapy	\$77,903.84
Speech Therapy	\$137,441.66
Personal Care	\$ 0.00
SBMH	\$ 0.00
EPSDT	\$11,545.48
Audiology	\$ 0.00
Direct Funds	\$262,557.82
Medicaid Rate	91.61%
ARMAC Total	\$97,163.49

Total Reimbursement for FY 2024

\$359,721.31

*Differences in the combined totals of service areas and Direct Funds Total is due to co-pay deductions



2024 School-Based Medicaid Profile

Dawson ESC

1020

ADM

Physical Therapy \$6,988.93

Occupational Therapy \$8,885.96

Speech Therapy \$126,950.58

Personal Care \$ 0.00

SBMH \$ 0.00

EPSDT \$ 0.00

Audiology \$ 0.00

Direct Funds \$139,503.09

Medicaid Rate 93.91%

ARMAC Total \$61,830.76

Total Reimbursement for FY 2024

\$201,333.85

*Differences in the combined totals of service areas and Direct Funds Total is due to co-pay deductions



2024 School-Based Medicaid Profile

Decatur

0402

ADM	565
Physical Therapy	\$1,276.88
Occupational Therapy	\$7,764.52
Speech Therapy	\$9,695.86
Personal Care	\$ 0.00
SBMH	\$ 0.00
EPSDT	\$6,261.60
Audiology	\$ 0.00
Direct Funds	\$24,770.94
Medicaid Rate	72.51%
ARMAC Total	\$26,439.43

.....

Total Reimbursement for FY 2024

\$51,210.37

*Differences in the combined totals of service areas and Direct Funds Total is due to co-pay deductions



2024 School-Based Medicaid Profile

Deer/Mt. Judea 5106

ADM	333
Physical Therapy	\$4,176.72
Occupational Therapy	\$11,782.12
Speech Therapy	\$4,411.00
Personal Care	\$ 0.00
SBMH	\$ 0.00
EPSDT	\$ 0.00
Audiology	\$ 0.00
Direct Funds	\$20,369.84
Medicaid Rate	74.01%
ARMAC Total	\$14,433.85

Total Reimbursement for FY 2024

\$34,803.69

*Differences in the combined totals of service areas and Direct Funds Total is due to co-pay deductions



2024 School-Based Medicaid Profile

DeQueen

6701

ADM	2,355
Physical Therapy	\$16,058.83
Occupational Therapy	\$36,098.72
Speech Therapy	\$76,103.16
Personal Care	\$ 0.00
SBMH	\$ 0.00
EPSDT	\$6,065.16
Audiology	\$ 0.00
Direct Funds	\$131,467.95
Medicaid Rate	100.00%
ARMAC Total	\$114,097.52

Total Reimbursement for FY 2024

\$245,565.47

*Differences in the combined totals of service areas and Direct Funds Total is due to co-pay deductions



2024 School-Based Medicaid Profile

DeQueen/Mena ESC

6720

ADM

Physical Therapy \$18,765.17

Occupational Therapy \$18,419.86

Speech Therapy \$65,898.64

Personal Care \$ 0.00

SBMH \$ 0.00

EPSDT \$ 0.00

Audiology \$ 425.30

Direct Funds \$100,808.97


Medicaid Rate 91.59%

ARMAC Total \$35,955.50

.....
Total Reimbursement for FY 2024

\$136,764.47

*Differences in the combined totals of service areas and Direct Funds Total is due to co-pay deductions



2024 School-Based Medicaid Profile

Dermott


0901

ADM	280
Physical Therapy	\$ 847.56
Occupational Therapy	\$33,290.14
Speech Therapy	\$16,153.64
Personal Care	\$ 0.00
SBMH	\$ 0.00
EPSDT	\$ 0.00
Audiology	\$ 0.00
Direct Funds	\$50,211.34
Medicaid Rate	100.00%
ARMAC Total	\$29,379.14

Total Reimbursement for FY 2024

\$79,590.48

*Differences in the combined totals of service areas and Direct Funds Total is due to co-pay deductions



2024 School-Based Medicaid Profile

Des Arc


5901

ADM	623
Physical Therapy	\$45,776.10
Occupational Therapy	\$62,020.94
Speech Therapy	\$16,280.18
Personal Care	\$ 0.00
SBMH	\$ 0.00
EPSDT	\$2,906.72
Audiology	\$ 0.00
Direct Funds	\$125,913.94
Medicaid Rate	72.42%
ARMAC Total	\$25,498.67

Total Reimbursement for FY 2024

\$151,412.61

*Differences in the combined totals of service areas and Direct Funds Total is due to co-pay deductions



2024 School-Based Medicaid Profile

DeWitt

0101

ADM	1,107
Physical Therapy	\$42,137.75
Occupational Therapy	\$60,745.48
Speech Therapy	\$28,848.74
Personal Care	\$ 0.00
SBMH	\$ 0.00
EPSDT	\$3,400.90
Audiology	\$ 0.00
Direct Funds	\$132,534.95
Medicaid Rate	94.42%
ARMAC Total	\$104,667.17

Total Reimbursement for FY 2024

\$237,202.12

*Differences in the combined totals of service areas and Direct Funds Total is due to co-pay deductions



2024 School-Based Medicaid Profile

Dierks

3102

ADM	519
Physical Therapy	\$2,134.40
Occupational Therapy	\$21,176.16
Speech Therapy	\$11,511.48
Personal Care	\$ 0.00
SBMH	\$ 0.00
EPSDT	\$ 417.60
Audiology	\$ 0.00
Direct Funds	\$35,239.64
Medicaid Rate	79.60%
ARMAC Total	\$24,276.19

Total Reimbursement for FY 2024

\$59,515.83

*Differences in the combined totals of service areas and Direct Funds Total is due to co-pay deductions



2024 School-Based Medicaid Profile

Division of Youth Services School System

6094

ADM	249
Physical Therapy	\$ 0.00
Occupational Therapy	\$ 0.00
Speech Therapy	\$ 0.00
Personal Care	\$ 0.00
SBMH	\$ 0.00
EPSDT	\$ 0.00
Audiology	\$ 0.00
Direct Funds	\$ 0.00
Medicaid Rate	98.27%
ARMAC Total	\$ 0.00

Total Reimbursement for FY 2024

\$ 0.00

*Differences in the combined totals of service areas and Direct Funds Total is due to co-pay deductions



2024 School-Based Medicaid Profile

Dover

5802

ADM	1,186
Physical Therapy	\$52,833.54
Occupational Therapy	\$79,672.68
Speech Therapy	\$193,996.38
Personal Care	\$ 0.00
SBMH	\$ 0.00
EPSDT	\$6,841.64
Audiology	\$ 0.00
Direct Funds	\$329,324.24
Medicaid Rate	89.21%
ARMAC Total	\$82,524.35

Total Reimbursement for FY 2024

\$411,848.59

*Differences in the combined totals of service areas and Direct Funds Total is due to co-pay deductions



2024 School-Based Medicaid Profile

Drew Central


2202

ADM	1,156
Physical Therapy	\$16,984.68
Occupational Therapy	\$37,326.82
Speech Therapy	\$46,057.80
Personal Care	\$21,743.60
SBMH	\$ 0.00
EPSDT	\$4,898.22
Audiology	\$ 0.00
Direct Funds	\$126,581.12
Medicaid Rate	86.69%
ARMAC Total	\$67,612.14

Total Reimbursement for FY 2024

\$194,193.26

*Differences in the combined totals of service areas and Direct Funds Total is due to co-pay deductions



2024 School-Based Medicaid Profile

Dumas

2104

ADM	899
Physical Therapy	\$15,829.04
Occupational Therapy	\$42,133.56
Speech Therapy	\$13,350.34
Personal Care	\$ 0.00
SBMH	\$ 0.00
EPSDT	\$2,832.88
Audiology	\$ 0.00
Direct Funds	\$74,015.82
Medicaid Rate	87.75%
ARMAC Total	\$80,782.78

Total Reimbursement for FY 2024

\$154,798.60

*Differences in the combined totals of service areas and Direct Funds Total is due to co-pay deductions



2024 School-Based Medicaid Profile

Earle

1802

ADM	374
Physical Therapy	\$ 0.00
Occupational Therapy	\$ 0.00
Speech Therapy	\$- 50.48
Personal Care	\$ 0.00
SBMH	\$ 0.00
EPSDT	\$ 0.00
Audiology	\$ 0.00
Direct Funds	\$- 50.48
Medicaid Rate	99.75%
ARMAC Total	\$21,168.26

Total Reimbursement for FY 2024

\$21,117.78

*Differences in the combined totals of service areas and Direct Funds Total is due to co-pay deductions



2024 School-Based Medicaid Profile

East End


5301

ADM	626
Physical Therapy	\$12,797.82
Occupational Therapy	\$89,933.71
Speech Therapy	\$107,579.26
Personal Care	\$ 0.00
SBMH	\$ 0.00
EPSDT	\$2,960.98
Audiology	\$ 0.00
Direct Funds	\$213,171.77
Medicaid Rate	82.89%
ARMAC Total	\$29,464.54

Total Reimbursement for FY 2024

\$242,636.31

*Differences in the combined totals of service areas and Direct Funds Total is due to co-pay deductions



2024 School-Based Medicaid Profile

East Poinsett County 5608

ADM	557
Physical Therapy	\$9,883.20
Occupational Therapy	\$14,956.86
Speech Therapy	\$60,709.78
Personal Care	\$ 0.00
SBMH	\$ 0.00
EPSDT	\$2,575.66
Audiology	\$ 0.00
Direct Funds	\$86,655.50
Medicaid Rate	100.00%
ARMAC Total	\$59,442.91

Total Reimbursement for FY 2024	\$146,098.41
--	---------------------

*Differences in the combined totals of service areas and Direct Funds Total is due to co-pay deductions



2024 School-Based Medicaid Profile

El Dorado

7001

ADM	3,880
Physical Therapy	\$67,432.00
Occupational Therapy	\$93,895.57
Speech Therapy	\$140,525.57
Personal Care	\$10,188.80
SBMH	\$ 0.00
EPSDT	\$15,810.44
Audiology	\$ 0.00
Direct Funds	\$323,143.79
Medicaid Rate	85.44%
ARMAC Total	\$234,752.81

Total Reimbursement for FY 2024

\$557,896.60

*Differences in the combined totals of service areas and Direct Funds Total is due to co-pay deductions



2024 School-Based Medicaid Profile

Elkins

7201

ADM	1,399
Physical Therapy	\$ 991.68
Occupational Therapy	\$2,398.76
Speech Therapy	\$21,515.20
Personal Care	\$ 0.00
SBMH	\$ 0.00
EPSDT	\$3,683.54
Audiology	\$ 0.00
Direct Funds	\$27,581.26
Medicaid Rate	82.71%
ARMAC Total	\$77,234.67

Total Reimbursement for FY 2024

\$104,815.93

*Differences in the combined totals of service areas and Direct Funds Total is due to co-pay deductions



2024 School-Based Medicaid Profile

Emerson-Taylor-Bradley 1408

ADM	1,226
Physical Therapy	\$36,366.87
Occupational Therapy	\$41,110.40
Speech Therapy	\$39,533.63
Personal Care	\$ 0.00
SBMH	\$ 0.00
EPSDT	\$8,156.94
Audiology	\$ 0.00
Direct Funds	\$124,367.84
Medicaid Rate	83.62%
ARMAC Total	\$29,612.83

Total Reimbursement for FY 2024

\$153,980.67

*Differences in the combined totals of service areas and Direct Funds Total is due to co-pay deductions



2024 School-Based Medicaid Profile

England 4302

ADM	581
Physical Therapy	\$41,046.52
Occupational Therapy	\$56,352.80
Speech Therapy	\$84,865.50
Personal Care	\$ 0.00
SBMH	\$ 0.00
EPSDT	\$2,402.92
Audiology	\$ 0.00
Direct Funds	\$184,197.74
Medicaid Rate	78.29%
ARMAC Total	\$29,708.76

.....
Total Reimbursement for FY 2024

\$213,906.50

*Differences in the combined totals of service areas and Direct Funds Total is due to co-pay deductions



2024 School-Based Medicaid Profile

E-STEM Public Charter

6047

ADM	2,735
Physical Therapy	\$ 0.00
Occupational Therapy	\$30,875.92
Speech Therapy	\$54,343.42
Personal Care	\$ 0.00
SBMH	\$ 0.00
EPSDT	\$ 0.00
Audiology	\$ 0.00
Direct Funds	\$83,659.34
Medicaid Rate	98.27%
ARMAC Total	\$214,466.29

Total Reimbursement for FY 2024

\$298,125.63

*Differences in the combined totals of service areas and Direct Funds Total is due to co-pay deductions



2024 School-Based Medicaid Profile

Eureka Springs

0802


ADM	618
Physical Therapy	\$24,838.58
Occupational Therapy	\$44,401.38
Speech Therapy	\$19,673.48
Personal Care	\$7,306.24
SBMH	\$ 0.00
EPSDT	\$2,985.02
Audiology	\$ 0.00
Direct Funds	\$98,916.78
Medicaid Rate	100.00%
ARMAC Total	\$59,827.50

.....

Total Reimbursement for FY 2024

\$158,744.28

*Differences in the combined totals of service areas and Direct Funds Total is due to co-pay deductions



2024 School-Based Medicaid Profile

Exalt Academy of SW LR 6055

ADM	743
Physical Therapy	\$7,109.90
Occupational Therapy	\$12,298.56
Speech Therapy	\$52,450.20
Personal Care	\$ 0.00
SBMH	\$ 0.00
EPSDT	\$ 0.00
Audiology	\$ 0.00
Direct Funds	\$71,798.66
Medicaid Rate	98.27%
ARMAC Total	\$19,115.61

Total Reimbursement for FY 2024

\$90,914.27

*Differences in the combined totals of service areas and Direct Funds Total is due to co-pay deductions



2024 School-Based Medicaid Profile

Farmington

7202

ADM	2,832
Physical Therapy	\$9,967.42
Occupational Therapy	\$11,843.29
Speech Therapy	\$43,620.56
Personal Care	\$ 0.00
SBMH	\$ 0.00
EPSDT	\$2,515.56
Audiology	\$ 0.00
Direct Funds	\$66,603.07
Medicaid Rate	82.71%
ARMAC Total	\$123,425.38

Total Reimbursement for FY 2024

\$190,028.45

*Differences in the combined totals of service areas and Direct Funds Total is due to co-pay deductions



2024 School-Based Medicaid Profile

Fayetteville

7203

ADM	10,119
Physical Therapy	\$25,393.42
Occupational Therapy	\$8,098.82
Speech Therapy	\$88,019.83
Personal Care	\$ 0.00
SBMH	\$ 0.00
EPSDT	\$33,941.38
Audiology	\$1,337.36
Direct Funds	\$154,913.69
Medicaid Rate	82.71%
ARMAC Total	\$982,920.44

Total Reimbursement for FY 2024

\$1,137,834.13

*Differences in the combined totals of service areas and Direct Funds Total is due to co-pay deductions



2024 School-Based Medicaid Profile

Flippin

4501

ADM	763
Physical Therapy	\$37,087.64
Occupational Therapy	\$104,800.23
Speech Therapy	\$17,850.74
Personal Care	\$36,710.40
SBMH	\$ 0.00
EPSDT	\$4,329.86
Audiology	\$ 0.00
Direct Funds	\$200,518.87
Medicaid Rate	100.00%
ARMAC Total	\$48,059.79

.....
Total Reimbursement for FY 2024

\$248,578.66

*Differences in the combined totals of service areas and Direct Funds Total is due to co-pay deductions



2024 School-Based Medicaid Profile

Fordyce


2002

ADM	695
Physical Therapy	\$30,377.18
Occupational Therapy	\$69,325.28
Speech Therapy	\$35,478.90
Personal Care	\$ 0.00
SBMH	\$ 0.00
EPSDT	\$3,478.86
Audiology	\$ 0.00
Direct Funds	\$135,810.22
Medicaid Rate	100.00%
ARMAC Total	\$52,009.14

Total Reimbursement for FY 2024

\$187,819.36

*Differences in the combined totals of service areas and Direct Funds Total is due to co-pay deductions



2024 School-Based Medicaid Profile

Foreman


4102

ADM	487
Physical Therapy	\$3,481.28
Occupational Therapy	\$2,671.60
Speech Therapy	\$4,686.84
Personal Care	\$ 0.00
SBMH	\$ 0.00
EPSDT	\$ 804.98
Audiology	\$ 0.00
Direct Funds	\$11,644.70
Medicaid Rate	87.59%
ARMAC Total	\$38,952.11

Total Reimbursement for FY 2024

\$50,596.81

*Differences in the combined totals of service areas and Direct Funds Total is due to co-pay deductions



2024 School-Based Medicaid Profile

Forrest City

6201

ADM	1,904
Physical Therapy	\$66,572.26
Occupational Therapy	\$73,987.35
Speech Therapy	\$45,246.96
Personal Care	\$ 0.00
SBMH	\$ 0.00
EPSDT	\$ 0.00
Audiology	\$ 0.00
Direct Funds	\$185,806.57
Medicaid Rate	100.00%
ARMAC Total	\$100,981.77

Total Reimbursement for FY 2024

\$286,788.34

*Differences in the combined totals of service areas and Direct Funds Total is due to co-pay deductions



2024 School-Based Medicaid Profile

Fort Smith

6601

ADM	13,529
Physical Therapy	\$66,488.73
Occupational Therapy	\$72,045.50
Speech Therapy	\$199,031.64
Personal Care	\$ 0.00
SBMH	\$23,280.58
EPSDT	\$32,071.78
Audiology	\$ 0.00
Direct Funds	\$382,997.66
Medicaid Rate	99.82%
ARMAC Total	\$1,087,397.86

.....

Total Reimbursement for FY 2024

\$1,470,395.52

*Differences in the combined totals of service areas and Direct Funds Total is due to co-pay deductions



2024 School-Based Medicaid Profile

Fouke


4603

ADM	1,052
Physical Therapy	\$20,004.66
Occupational Therapy	\$27,381.56
Speech Therapy	\$57,884.16
Personal Care	\$ 0.00
SBMH	\$ 0.00
EPSDT	\$ 0.00
Audiology	\$ 0.00
Direct Funds	\$104,030.38
Medicaid Rate	100.00%
ARMAC Total	\$58,112.92

Total Reimbursement for FY 2024

\$162,143.30

*Differences in the combined totals of service areas and Direct Funds Total is due to co-pay deductions



2024 School-Based Medicaid Profile

Founders Classical

0442


ADM	1,691
Physical Therapy	\$ 0.00
Occupational Therapy	\$ 0.00
Speech Therapy	\$ 0.00
Personal Care	\$ 0.00
SBMH	\$ 0.00
EPSDT	\$ 0.00
Audiology	\$ 0.00
Direct Funds	\$ 0.00
Medicaid Rate	72.51%
ARMAC Total	\$35,593.08

.....

Total Reimbursement for FY 2024

\$35,593.08

*Differences in the combined totals of service areas and Direct Funds Total is due to co-pay deductions



2024 School-Based Medicaid Profile

Fountain Lake

2602

ADM	1,201
Physical Therapy	\$51,285.60
Occupational Therapy	\$83,826.52
Speech Therapy	\$21,992.84
Personal Care	\$ 609.28
SBMH	\$ 0.00
EPSDT	\$4,520.12
Audiology	\$ 0.00
Direct Funds	\$160,714.36
Medicaid Rate	100.00%
ARMAC Total	\$105,267.21

Total Reimbursement for FY 2024

\$265,981.57

*Differences in the combined totals of service areas and Direct Funds Total is due to co-pay deductions



2024 School-Based Medicaid Profile

Friendship Aspire - Pine Bluff	3544
ADM	1,282
Physical Therapy	\$ 0.00
Occupational Therapy	\$ 0.00
Speech Therapy	\$ 0.00
Personal Care	\$ 0.00
SBMH	\$ 0.00
EPSDT	\$ 0.00
Audiology	\$ 0.00
Direct Funds	\$ 0.00
Medicaid Rate	100.00%
ARMAC Total	\$3,103.67
<hr/>	
Total Reimbursement for FY 2024	\$3,103.67

*Differences in the combined totals of service areas and Direct Funds Total is due to co-pay deductions



2024 School-Based Medicaid Profile

Future School of Fort Smith	6640
ADM	218
Physical Therapy	\$ 0.00
Occupational Therapy	\$ 0.00
Speech Therapy	\$ 0.00
Personal Care	\$ 0.00
SBMH	\$ 0.00
EPSDT	\$ 0.00
Audiology	\$ 0.00
Direct Funds	\$ 0.00
Medicaid Rate	99.82%
ARMAC Total	\$55,153.83
<hr/>	
Total Reimbursement for FY 2024	\$55,153.83

*Differences in the combined totals of service areas and Direct Funds Total is due to co-pay deductions



2024 School-Based Medicaid Profile

Genoa Central

4602

ADM	1,188
Physical Therapy	\$21,379.32
Occupational Therapy	\$28,910.72
Speech Therapy	\$20,145.58
Personal Care	\$ 0.00
SBMH	\$ 0.00
EPSDT	\$3,868.64
Audiology	\$ 0.00
Direct Funds	\$73,624.26
Medicaid Rate	100.00%
ARMAC Total	\$55,829.36

Total Reimbursement for FY 2024

\$129,453.62

*Differences in the combined totals of service areas and Direct Funds Total is due to co-pay deductions



2024 School-Based Medicaid Profile

Gentry

0403

ADM	1,671
Physical Therapy	\$10,793.65
Occupational Therapy	\$39,888.30
Speech Therapy	\$19,004.99
Personal Care	\$2,759.68
SBMH	\$ 0.00
EPSDT	\$10,692.76
Audiology	\$ 190.58
Direct Funds	\$82,636.11
Medicaid Rate	72.51%
ARMAC Total	\$68,098.80

.....
Total Reimbursement for FY 2024

\$150,734.91

*Differences in the combined totals of service areas and Direct Funds Total is due to co-pay deductions



2024 School-Based Medicaid Profile

Glen Rose


3002

ADM	948
Physical Therapy	\$21,831.20
Occupational Therapy	\$42,242.84
Speech Therapy	\$56,137.81
Personal Care	\$ 0.00
SBMH	\$ 0.00
EPSDT	\$3,824.68
Audiology	\$ 0.00
Direct Funds	\$122,716.53
Medicaid Rate	85.35%
ARMAC Total	\$52,671.24

Total Reimbursement for FY 2024

\$175,387.77

*Differences in the combined totals of service areas and Direct Funds Total is due to co-pay deductions



2024 School-Based Medicaid Profile

Gosnell

4708

ADM	1,177
Physical Therapy	\$32,895.86
Occupational Therapy	\$53,224.00
Speech Therapy	\$3,781.18
Personal Care	\$ 0.00
SBMH	\$ 0.00
EPSDT	\$3,148.14
Audiology	\$ 0.00
Direct Funds	\$92,879.18
Medicaid Rate	100.00%
ARMAC Total	\$32,049.30

Total Reimbursement for FY 2024

\$124,928.48

*Differences in the combined totals of service areas and Direct Funds Total is due to co-pay deductions



2024 School-Based Medicaid Profile

Graduate AR Charter 6052


ADM	515
Physical Therapy	\$ 0.00
Occupational Therapy	\$ 0.00
Speech Therapy	\$ 0.00
Personal Care	\$ 0.00
SBMH	\$ 0.00
EPSDT	\$ 0.00
Audiology	\$ 0.00
Direct Funds	\$ 0.00
Medicaid Rate	98.27%
ARMAC Total	\$35,032.11

.....

Total Reimbursement for FY 2024

\$35,032.11

*Differences in the combined totals of service areas and Direct Funds Total is due to co-pay deductions



2024 School-Based Medicaid Profile

Gravette

0404

ADM	2,031
Physical Therapy	\$15,620.86
Occupational Therapy	\$20,280.04
Speech Therapy	\$18,948.80
Personal Care	\$ 327.68
SBMH	\$ 0.00
EPSDT	\$ 0.00
Audiology	\$ 0.00
Direct Funds	\$54,387.38
Medicaid Rate	72.51%
ARMAC Total	\$105,239.19

Total Reimbursement for FY 2024

\$159,626.57

*Differences in the combined totals of service areas and Direct Funds Total is due to co-pay deductions



2024 School-Based Medicaid Profile

Great Rivers ESC

5420

ADM

Physical Therapy \$ 0.00

Occupational Therapy \$ 0.00

Speech Therapy \$1,267.13

Personal Care \$ 0.00

SBMH \$ 0.00

EPSDT \$ 0.00

Audiology \$ 0.00

Direct Funds \$1,267.13

Medicaid Rate 100.00%

ARMAC Total \$38,225.74

.....
Total Reimbursement for FY 2024

\$39,492.87

*Differences in the combined totals of service areas and Direct Funds Total is due to co-pay deductions



2024 School-Based Medicaid Profile

Green Forest


0803

ADM	1,380
Physical Therapy	\$29,732.32
Occupational Therapy	\$31,350.29
Speech Therapy	\$88,566.56
Personal Care	\$101,880.42
SBMH	\$ 0.00
EPSDT	\$2,400.52
Audiology	\$ 0.00
Direct Funds	\$250,994.27
Medicaid Rate	100.00%
ARMAC Total	\$147,179.72

.....
Total Reimbursement for FY 2024

\$398,173.99

*Differences in the combined totals of service areas and Direct Funds Total is due to co-pay deductions



2024 School-Based Medicaid Profile

Greenbrier


2303

ADM	3,711
Physical Therapy	\$43,268.82
Occupational Therapy	\$65,847.90
Speech Therapy	\$49,519.92
Personal Care	\$13,173.76
SBMH	\$ 0.00
EPSDT	\$12,772.18
Audiology	\$ 0.00
Direct Funds	\$181,280.90
Medicaid Rate	86.00%
ARMAC Total	\$251,250.71

Total Reimbursement for FY 2024

\$432,531.61

*Differences in the combined totals of service areas and Direct Funds Total is due to co-pay deductions



2024 School-Based Medicaid Profile

Greene County Tech

2807

ADM	3,396
Physical Therapy	\$108,999.76
Occupational Therapy	\$93,366.96
Speech Therapy	\$185,306.90
Personal Care	\$23,208.96
SBMH	\$ 0.00
EPSDT	\$16,779.90
Audiology	\$ 0.00
Direct Funds	\$421,749.12
Medicaid Rate	100.00%
ARMAC Total	\$338,015.57

Total Reimbursement for FY 2024

\$759,764.69

*Differences in the combined totals of service areas and Direct Funds Total is due to co-pay deductions



2024 School-Based Medicaid Profile

Greenland

7204

ADM	710
Physical Therapy	\$ 387.24
Occupational Therapy	\$ 675.92
Speech Therapy	\$21,101.44
Personal Care	\$ 0.00
SBMH	\$ 0.00
EPSDT	\$1,053.96
Audiology	\$ 0.00
Direct Funds	\$22,968.56
Medicaid Rate	82.71%
ARMAC Total	\$51,758.81

Total Reimbursement for FY 2024

\$74,727.37

*Differences in the combined totals of service areas and Direct Funds Total is due to co-pay deductions



2024 School-Based Medicaid Profile

Greenwood

6602

ADM	3,837
Physical Therapy	\$21,735.98
Occupational Therapy	\$68,421.90
Speech Therapy	\$145,610.20
Personal Care	\$ 0.00
SBMH	\$ 0.00
EPSDT	\$14,760.94
Audiology	\$ 691.78
Direct Funds	\$245,328.07
Medicaid Rate	99.82%
ARMAC Total	\$236,451.71

Total Reimbursement for FY 2024

\$481,779.78

*Differences in the combined totals of service areas and Direct Funds Total is due to co-pay deductions



2024 School-Based Medicaid Profile

Gurdon

1003

ADM	546
Physical Therapy	\$14,836.99
Occupational Therapy	\$27,194.78
Speech Therapy	\$62,652.64
Personal Care	\$11,525.41
SBMH	\$ 0.00
EPSDT	\$3,031.38
Audiology	\$ 0.00
Direct Funds	\$118,451.20
Medicaid Rate	100.00%
ARMAC Total	\$41,528.62

.....

Total Reimbursement for FY 2024

\$159,979.82

*Differences in the combined totals of service areas and Direct Funds Total is due to co-pay deductions



2024 School-Based Medicaid Profile

Guy Perkins

2304

ADM	307
Physical Therapy	\$5,676.26
Occupational Therapy	\$13,020.80
Speech Therapy	\$32,386.73
Personal Care	\$ 0.00
SBMH	\$ 0.00
EPSDT	\$ 0.00
Audiology	\$ 0.00
Direct Funds	\$50,053.79
Medicaid Rate	86.00%
ARMAC Total	\$25,855.74

Total Reimbursement for FY 2024

\$75,909.53

*Differences in the combined totals of service areas and Direct Funds Total is due to co-pay deductions



2024 School-Based Medicaid Profile

Haas Hall


7240

ADM	1,275
Physical Therapy	\$ 0.00
Occupational Therapy	\$ 0.00
Speech Therapy	\$ 0.00
Personal Care	\$ 0.00
SBMH	\$ 0.00
EPSDT	\$ 0.00
Audiology	\$ 0.00
Direct Funds	\$ 0.00
Medicaid Rate	82.71%
ARMAC Total	\$ 0.00

Total Reimbursement for FY 2024

\$ 0.00

*Differences in the combined totals of service areas and Direct Funds Total is due to co-pay deductions



2024 School-Based Medicaid Profile

Hackett


6603

ADM	774
Physical Therapy	\$21,326.78
Occupational Therapy	\$55,207.16
Speech Therapy	\$117,056.09
Personal Care	\$ 0.00
SBMH	\$ 0.00
EPSDT	\$1,415.24
Audiology	\$ 0.00
Direct Funds	\$189,405.27
Medicaid Rate	99.82%
ARMAC Total	\$47,995.47

Total Reimbursement for FY 2024

\$237,400.74

*Differences in the combined totals of service areas and Direct Funds Total is due to co-pay deductions



2024 School-Based Medicaid Profile

Hamburg

0203

ADM	1,539
Physical Therapy	\$10,510.72
Occupational Therapy	\$46,504.78
Speech Therapy	\$38,143.96
Personal Care	\$ 0.00
SBMH	\$ 0.00
EPSDT	\$ 0.00
Audiology	\$ 0.00
Direct Funds	\$86,628.11
Medicaid Rate	93.98%
ARMAC Total	\$100,826.96

.....
Total Reimbursement for FY 2024

\$187,455.07

*Differences in the combined totals of service areas and Direct Funds Total is due to co-pay deductions



2024 School-Based Medicaid Profile

Hampton


0701

ADM	507
Physical Therapy	\$8,723.20
Occupational Therapy	\$53,053.36
Speech Therapy	\$30,024.64
Personal Care	\$ 0.00
SBMH	\$ 0.00
EPSDT	\$2,601.76
Audiology	\$ 0.00
Direct Funds	\$93,152.96
Medicaid Rate	100.00%
ARMAC Total	\$58,721.20

Total Reimbursement for FY 2024

\$151,874.16

*Differences in the combined totals of service areas and Direct Funds Total is due to co-pay deductions



2024 School-Based Medicaid Profile

Harmony Grove - Benton


6304

ADM	1,240
Physical Therapy	\$4,585.16
Occupational Therapy	\$16,889.60
Speech Therapy	\$12,501.82
Personal Care	\$ 0.00
SBMH	\$ 0.00
EPSDT	\$2,681.78
Audiology	\$ 0.00
Direct Funds	\$36,060.44
Medicaid Rate	91.09%
ARMAC Total	\$57,273.22

Total Reimbursement for FY 2024

\$93,333.66

*Differences in the combined totals of service areas and Direct Funds Total is due to co-pay deductions



2024 School-Based Medicaid Profile

Harmony Grove - Camden 5205

ADM	834
Physical Therapy	\$7,690.30
Occupational Therapy	\$6,044.88
Speech Therapy	\$5,389.64
Personal Care	\$3,251.20
SBMH	\$ 0.00
EPSDT	\$ 0.00
Audiology	\$ 0.00
Direct Funds	\$22,376.02
Medicaid Rate	91.88%
ARMAC Total	\$50,843.09

.....

Total Reimbursement for FY 2024

\$73,219.11

*Differences in the combined totals of service areas and Direct Funds Total is due to co-pay deductions



2024 School-Based Medicaid Profile

Harrisburg

5602

ADM	1,071
Physical Therapy	\$77,333.05
Occupational Therapy	\$88,061.33
Speech Therapy	\$245,715.38
Personal Care	\$ 0.00
SBMH	\$ 0.00
EPSDT	\$6,401.38
Audiology	\$ 0.00
Direct Funds	\$409,933.22
Medicaid Rate	100.00%
ARMAC Total	\$79,148.23

.....
Total Reimbursement for FY 2024

\$489,081.45

*Differences in the combined totals of service areas and Direct Funds Total is due to co-pay deductions



2024 School-Based Medicaid Profile

Harrison

0503

ADM	2,724
Physical Therapy	\$38,873.74
Occupational Therapy	\$77,316.46
Speech Therapy	\$121,892.16
Personal Care	\$38,702.08
SBMH	\$48,755.81
EPSDT	\$14,003.00
Audiology	\$ 0.00
Direct Funds	\$335,761.25
Medicaid Rate	86.08%
ARMAC Total	\$121,133.62

Total Reimbursement for FY 2024

\$456,894.87

*Differences in the combined totals of service areas and Direct Funds Total is due to co-pay deductions



2024 School-Based Medicaid Profile

Hazen


5903

ADM	524
Physical Therapy	\$31,214.24
Occupational Therapy	\$38,410.84
Speech Therapy	\$30,916.90
Personal Care	\$ 0.00
SBMH	\$ 0.00
EPSDT	\$ 0.00
Audiology	\$ 0.00
Direct Funds	\$98,181.98
Medicaid Rate	72.42%
ARMAC Total	\$21,272.11

Total Reimbursement for FY 2024

\$119,454.09

*Differences in the combined totals of service areas and Direct Funds Total is due to co-pay deductions



2024 School-Based Medicaid Profile

Heber Springs


1202

ADM	1,557
Physical Therapy	\$41,852.80
Occupational Therapy	\$114,240.91
Speech Therapy	\$56,244.79
Personal Care	\$ 0.00
SBMH	\$ 0.00
EPSDT	\$7,984.88
Audiology	\$ 0.00
Direct Funds	\$219,683.38
Medicaid Rate	91.89%
ARMAC Total	\$80,482.45

Total Reimbursement for FY 2024

\$300,165.83

*Differences in the combined totals of service areas and Direct Funds Total is due to co-pay deductions



2024 School-Based Medicaid Profile

Hector


5803

ADM	657
Physical Therapy	\$23,444.04
Occupational Therapy	\$52,522.60
Speech Therapy	\$79,213.94
Personal Care	\$ 0.00
SBMH	\$ 0.00
EPSDT	\$ 0.00
Audiology	\$ 0.00
Direct Funds	\$154,710.58
Medicaid Rate	89.21%
ARMAC Total	\$30,211.39

Total Reimbursement for FY 2024

\$184,921.97

*Differences in the combined totals of service areas and Direct Funds Total is due to co-pay deductions



2024 School-Based Medicaid Profile

Helena-West Helena 5403

ADM	919
Physical Therapy	\$7,953.96
Occupational Therapy	\$20,938.90
Speech Therapy	\$9,751.02
Personal Care	\$ 0.00
SBMH	\$ 0.00
EPSDT	\$9,269.28
Audiology	\$ 0.00
Direct Funds	\$47,643.16
Medicaid Rate	97.46%
ARMAC Total	\$66,030.33

Total Reimbursement for FY 2024

\$113,673.49

*Differences in the combined totals of service areas and Direct Funds Total is due to co-pay deductions



2024 School-Based Medicaid Profile

Hermitage


0601

ADM	391
Physical Therapy	\$ 406.28
Occupational Therapy	\$3,734.62
Speech Therapy	\$10,688.88
Personal Care	\$ 0.00
SBMH	\$ 0.00
EPSDT	\$3,035.16
Audiology	\$ 0.00
Direct Funds	\$17,394.94
Medicaid Rate	100.00%
ARMAC Total	\$28,148.78

Total Reimbursement for FY 2024

\$45,543.72

*Differences in the combined totals of service areas and Direct Funds Total is due to co-pay deductions



2024 School-Based Medicaid Profile

Highland

6804

ADM	1,509
Physical Therapy	\$89,834.76
Occupational Therapy	\$105,721.26
Speech Therapy	\$156,221.73
Personal Care	\$ 0.00
SBMH	\$242,940.80
EPSDT	\$ 0.00
Audiology	\$ 0.00
Direct Funds	\$589,908.55
Medicaid Rate	93.88%
ARMAC Total	\$93,991.02

.....

Total Reimbursement for FY 2024

\$683,899.57

*Differences in the combined totals of service areas and Direct Funds Total is due to co-pay deductions



2024 School-Based Medicaid Profile

Hillcrest


3809

ADM	399
Physical Therapy	\$11,530.40
Occupational Therapy	\$58,121.09
Speech Therapy	\$39,377.66
Personal Care	\$ 0.00
SBMH	\$ 0.00
EPSDT	\$2,081.82
Audiology	\$ 0.00
Direct Funds	\$109,205.13
Medicaid Rate	77.52%
ARMAC Total	\$22,857.59

Total Reimbursement for FY 2024

\$132,062.72

*Differences in the combined totals of service areas and Direct Funds Total is due to co-pay deductions



2024 School-Based Medicaid Profile

Hope 2903

ADM	2,088
Physical Therapy	\$23,876.54
Occupational Therapy	\$33,123.18
Speech Therapy	\$20,952.10
Personal Care	\$12,707.84
SBMH	\$ 0.00
EPSDT	\$ 52.20
Audiology	\$ 0.00
Direct Funds	\$90,461.86
Medicaid Rate	100.00%
ARMAC Total	\$116,773.43

Total Reimbursement for FY 2024

\$207,235.29

*Differences in the combined totals of service areas and Direct Funds Total is due to co-pay deductions



2024 School-Based Medicaid Profile

Hope Academy


0445

ADM	28
Physical Therapy	\$ 0.00
Occupational Therapy	\$ 0.00
Speech Therapy	\$ 0.00
Personal Care	\$ 0.00
SBMH	\$ 0.00
EPSDT	\$ 0.00
Audiology	\$ 0.00
Direct Funds	\$ 0.00
Medicaid Rate	72.51%
ARMAC Total	\$14,763.24

Total Reimbursement for FY 2024

\$14,763.24

*Differences in the combined totals of service areas and Direct Funds Total is due to co-pay deductions



2024 School-Based Medicaid Profile

Horatio 6703

ADM	652
Physical Therapy	\$ 0.00
Occupational Therapy	\$6,813.38
Speech Therapy	\$17,086.02
Personal Care	\$ 0.00
SBMH	\$ 0.00
EPSDT	\$ 815.28
Audiology	\$ 0.00
Direct Funds	\$23,244.68
Medicaid Rate	100.00%
ARMAC Total	\$39,340.76

.....
Total Reimbursement for FY 2024

\$62,585.44

*Differences in the combined totals of service areas and Direct Funds Total is due to co-pay deductions



2024 School-Based Medicaid Profile


Hot Springs 2603

ADM	3,521
Physical Therapy	\$51,819.08
Occupational Therapy	\$65,201.35
Speech Therapy	\$103,196.86
Personal Care	\$ 0.00
SBMH	\$38,923.79
EPSDT	\$12,328.82
Audiology	\$ 0.00
Direct Funds	\$269,040.40
Medicaid Rate	100.00%
ARMAC Total	\$200,785.03

Total Reimbursement for FY 2024

\$469,825.43

*Differences in the combined totals of service areas and Direct Funds Total is due to co-pay deductions



2024 School-Based Medicaid Profile


Hoxie 3804

ADM	784
Physical Therapy	\$31,425.61
Occupational Therapy	\$44,225.38
Speech Therapy	\$132,192.45
Personal Care	\$20,464.64
SBMH	\$ 0.00
EPSDT	\$1,166.60
Audiology	\$ 0.00
Direct Funds	\$227,434.68
Medicaid Rate	77.52%
ARMAC Total	\$28,306.21

Total Reimbursement for FY 2024

\$255,740.89

*Differences in the combined totals of service areas and Direct Funds Total is due to co-pay deductions



2024 School-Based Medicaid Profile

Huntsville


4401

ADM	2,250
Physical Therapy	\$13,828.28
Occupational Therapy	\$24,596.88
Speech Therapy	\$25,252.94
Personal Care	\$3,558.40
SBMH	\$ 0.00
EPSDT	\$ 0.00
Audiology	\$ 0.00
Direct Funds	\$66,337.51
Medicaid Rate	100.00%
ARMAC Total	\$144,779.96

Total Reimbursement for FY 2024

\$211,117.47

*Differences in the combined totals of service areas and Direct Funds Total is due to co-pay deductions




2024 School-Based Medicaid Profile

Imboden Charter 3840

ADM	64
Physical Therapy	\$4,222.40
Occupational Therapy	\$6,045.38
Speech Therapy	\$4,238.16
Personal Care	\$ 0.00
SBMH	\$ 0.00
EPSDT	\$ 0.00
Audiology	\$ 0.00
Direct Funds	\$14,505.94
Medicaid Rate	77.52%
ARMAC Total	\$ 0.00

Total Reimbursement for FY 2024	\$14,505.94
--	--------------------

*Differences in the combined totals of service areas and Direct Funds Total is due to co-pay deductions



2024 School-Based Medicaid Profile

Izard Co. Consolidated


3306

ADM	603
Physical Therapy	\$14,050.98
Occupational Therapy	\$17,460.57
Speech Therapy	\$40,557.52
Personal Care	\$ 0.00
SBMH	\$22,595.72
EPSDT	\$ 0.00
Audiology	\$ 0.00
Direct Funds	\$92,924.79
Medicaid Rate	95.61%
ARMAC Total	\$28,458.10

Total Reimbursement for FY 2024

\$121,382.89

*Differences in the combined totals of service areas and Direct Funds Total is due to co-pay deductions



2024 School-Based Medicaid Profile

Jackson County

3405

ADM	796
Physical Therapy	\$36,861.83
Occupational Therapy	\$42,045.16
Speech Therapy	\$ 0.00
Personal Care	\$ 0.00
SBMH	\$ 0.00
EPSDT	\$ 0.00
Audiology	\$ 0.00
Direct Funds	\$75,486.99
Medicaid Rate	100.00%
ARMAC Total	\$22,220.52

Total Reimbursement for FY 2024

\$97,707.51

*Differences in the combined totals of service areas and Direct Funds Total is due to co-pay deductions



2024 School-Based Medicaid Profile

Jacksonville North Pulaski

6004

ADM	4,171
Physical Therapy	\$21,990.26
Occupational Therapy	\$9,286.74
Speech Therapy	\$27,541.39
Personal Care	\$ 0.00
SBMH	\$ 0.00
EPSDT	\$17,251.76
Audiology	\$ 0.00
Direct Funds	\$75,522.23
Medicaid Rate	98.27%
ARMAC Total	\$247,192.90

.....

Total Reimbursement for FY 2024

\$322,715.13

*Differences in the combined totals of service areas and Direct Funds Total is due to co-pay deductions



2024 School-Based Medicaid Profile

Jasper

5102

ADM	844
Physical Therapy	\$10,447.20
Occupational Therapy	\$25,309.43
Speech Therapy	\$8,993.12
Personal Care	\$5,386.24
SBMH	\$ 0.00
EPSDT	\$3,605.92
Audiology	\$ 0.00
Direct Funds	\$53,222.71
Medicaid Rate	74.01%
ARMAC Total	\$73,486.30

Total Reimbursement for FY 2024

\$126,709.01

*Differences in the combined totals of service areas and Direct Funds Total is due to co-pay deductions



2024 School-Based Medicaid Profile

Jessieville


2604

ADM	780
Physical Therapy	\$36,335.70
Occupational Therapy	\$60,912.98
Speech Therapy	\$63,649.44
Personal Care	\$ 0.00
SBMH	\$ 0.00
EPSDT	\$ 744.88
Audiology	\$ 0.00
Direct Funds	\$160,913.00
Medicaid Rate	100.00%
ARMAC Total	\$47,702.69

.....
Total Reimbursement for FY 2024

\$208,615.69

*Differences in the combined totals of service areas and Direct Funds Total is due to co-pay deductions



2024 School-Based Medicaid Profile

Jonesboro

1608

ADM	6,401
Physical Therapy	\$216,229.20
Occupational Therapy	\$393,828.55
Speech Therapy	\$899,021.84
Personal Care	\$ 0.00
SBMH	\$ 0.00
EPSDT	\$21,456.92
Audiology	\$ 0.00
Direct Funds	\$1,524,088.78
Medicaid Rate	89.56%
ARMAC Total	\$340,928.11

Total Reimbursement for FY 2024

\$1,865,016.89

*Differences in the combined totals of service areas and Direct Funds Total is due to co-pay deductions



2024 School-Based Medicaid Profile

Junction City 7003

ADM	482
Physical Therapy	\$2,457.60
Occupational Therapy	\$8,584.84
Speech Therapy	\$13,316.80
Personal Care	\$ 0.00
SBMH	\$5,260.33
EPSDT	\$ 664.52
Audiology	\$ 0.00
Direct Funds	\$30,284.09
Medicaid Rate	85.44%
ARMAC Total	\$26,973.63

Total Reimbursement for FY 2024

\$57,257.72

*Differences in the combined totals of service areas and Direct Funds Total is due to co-pay deductions



2024 School-Based Medicaid Profile

KIPP Delta

5440

ADM	1,228
Physical Therapy	\$24,795.18
Occupational Therapy	\$22,708.85
Speech Therapy	\$64,601.24
Personal Care	\$ 0.00
SBMH	\$ 0.00
EPSDT	\$ 0.00
Audiology	\$ 0.00
Direct Funds	\$111,445.27
Medicaid Rate	97.46%
ARMAC Total	\$41,331.24

.....

Total Reimbursement for FY 2024

\$152,776.51

*Differences in the combined totals of service areas and Direct Funds Total is due to co-pay deductions



2024 School-Based Medicaid Profile

Kirby


5503

ADM	414
Physical Therapy	\$5,959.80
Occupational Therapy	\$21,598.04
Speech Therapy	\$36,560.33
Personal Care	\$ 0.00
SBMH	\$ 0.00
EPSDT	\$2,330.80
Audiology	\$ 0.00
Direct Funds	\$65,108.97
Medicaid Rate	76.07%
ARMAC Total	\$19,485.08

Total Reimbursement for FY 2024

\$84,594.05

*Differences in the combined totals of service areas and Direct Funds Total is due to co-pay deductions



2024 School-Based Medicaid Profile

Lafayette County

3704

ADM	482
Physical Therapy	\$7,424.00
Occupational Therapy	\$13,177.60
Speech Therapy	\$52,647.82
Personal Care	\$ 0.00
SBMH	\$ 0.00
EPSDT	\$ 0.00
Audiology	\$ 0.00
Direct Funds	\$72,849.42
Medicaid Rate	100.00%
ARMAC Total	\$40,859.34

.....

Total Reimbursement for FY 2024

\$113,708.76

*Differences in the combined totals of service areas and Direct Funds Total is due to co-pay deductions



2024 School-Based Medicaid Profile

Lake Hamilton

2605


ADM	3,925
Physical Therapy	\$40,029.56
Occupational Therapy	\$87,094.12
Speech Therapy	\$163,406.08
Personal Care	\$23,664.56
SBMH	\$ 0.00
EPSDT	\$17,761.74
Audiology	\$ 0.00
Direct Funds	\$329,418.14
Medicaid Rate	100.00%
ARMAC Total	\$279,355.24

.....

Total Reimbursement for FY 2024

\$608,773.38

*Differences in the combined totals of service areas and Direct Funds Total is due to co-pay deductions



2024 School-Based Medicaid Profile

Lakeside - Chicot County


0903

ADM	818
Physical Therapy	\$1,484.80
Occupational Therapy	\$43,221.96
Speech Therapy	\$15,251.54
Personal Care	\$ 0.00
SBMH	\$ 0.00
EPSDT	\$4,207.60
Audiology	\$ 0.00
Direct Funds	\$64,045.90
Medicaid Rate	100.00%
ARMAC Total	\$39,487.56

Total Reimbursement for FY 2024

\$103,533.46

*Differences in the combined totals of service areas and Direct Funds Total is due to co-pay deductions



2024 School-Based Medicaid Profile

Lakeside-Garland Co

2606

ADM	3,347
Physical Therapy	\$35,102.00
Occupational Therapy	\$63,324.72
Speech Therapy	\$126,442.09
Personal Care	\$ 0.00
SBMH	\$ 0.00
EPSDT	\$ 0.00
Audiology	\$ 0.00
Direct Funds	\$219,889.61
Medicaid Rate	100.00%
ARMAC Total	\$213,108.10

Total Reimbursement for FY 2024

\$432,997.71

*Differences in the combined totals of service areas and Direct Funds Total is due to co-pay deductions



2024 School-Based Medicaid Profile

Lamar

3604


ADM	1,191
Physical Therapy	\$19,622.10
Occupational Therapy	\$54,499.56
Speech Therapy	\$95,947.12
Personal Care	\$ 0.00
SBMH	\$ 0.00
EPSDT	\$3,651.94
Audiology	\$ 0.00
Direct Funds	\$169,740.72
Medicaid Rate	100.00%
ARMAC Total	\$85,741.58

.....

Total Reimbursement for FY 2024

\$255,482.30

*Differences in the combined totals of service areas and Direct Funds Total is due to co-pay deductions



2024 School-Based Medicaid Profile

Lavaca

6605

ADM	778
Physical Therapy	\$17,632.00
Occupational Therapy	\$22,366.92
Speech Therapy	\$31,356.22
Personal Care	\$ 0.00
SBMH	\$ 0.00
EPSDT	\$3,524.88
Audiology	\$ 0.00
Direct Funds	\$74,880.02
Medicaid Rate	99.82%
ARMAC Total	\$58,057.54

Total Reimbursement for FY 2024

\$132,937.56

*Differences in the combined totals of service areas and Direct Funds Total is due to co-pay deductions



2024 School-Based Medicaid Profile


Lawrence County 3810

ADM	1,018
Physical Therapy	\$23,524.96
Occupational Therapy	\$30,761.94
Speech Therapy	\$151,498.62
Personal Care	\$ 0.00
SBMH	\$ 0.00
EPSDT	\$8,806.70
Audiology	\$ 0.00
Direct Funds	\$210,408.14
Medicaid Rate	77.52%
ARMAC Total	\$38,429.83

Total Reimbursement for FY 2024

\$248,837.97

*Differences in the combined totals of service areas and Direct Funds Total is due to co-pay deductions



2024 School-Based Medicaid Profile

Lead Hill


0506

ADM	343
Physical Therapy	\$14,302.80
Occupational Therapy	\$23,116.24
Speech Therapy	\$ 0.00
Personal Care	\$ 0.00
SBMH	\$ 0.00
EPSDT	\$2,055.72
Audiology	\$ 0.00
Direct Funds	\$38,584.76
Medicaid Rate	86.08%
ARMAC Total	\$24,340.61

Total Reimbursement for FY 2024

\$62,925.37

*Differences in the combined totals of service areas and Direct Funds Total is due to co-pay deductions



2024 School-Based Medicaid Profile

Lee County

3904

ADM	617
Physical Therapy	\$3,016.00
Occupational Therapy	\$4,373.94
Speech Therapy	\$ 356.34
Personal Care	\$ 0.00
SBMH	\$ 0.00
EPSDT	\$ 0.00
Audiology	\$ 0.00
Direct Funds	\$7,746.28
Medicaid Rate	100.00%
ARMAC Total	\$40,973.11

Total Reimbursement for FY 2024

\$48,719.39

*Differences in the combined totals of service areas and Direct Funds Total is due to co-pay deductions



2024 School-Based Medicaid Profile

Lincoln

7205

ADM	1,043
Physical Therapy	\$7,706.43
Occupational Therapy	\$4,679.44
Speech Therapy	\$20,899.42
Personal Care	\$ 0.00
SBMH	\$ 0.00
EPSDT	\$1,604.12
Audiology	\$ 0.00
Direct Funds	\$34,145.65
Medicaid Rate	82.71%
ARMAC Total	\$56,860.79

Total Reimbursement for FY 2024

\$91,006.44

*Differences in the combined totals of service areas and Direct Funds Total is due to co-pay deductions



2024 School-Based Medicaid Profile

LISA Academy WLR

6041

ADM	4,000
Physical Therapy	\$10,358.22
Occupational Therapy	\$81,318.10
Speech Therapy	\$189,219.77
Personal Care	\$ 0.00
SBMH	\$ 0.00
EPSDT	\$ 0.00
Audiology	\$ 0.00
Direct Funds	\$278,898.17
Medicaid Rate	98.27%
ARMAC Total	\$266,780.97

Total Reimbursement for FY 2024

\$545,679.14

*Differences in the combined totals of service areas and Direct Funds Total is due to co-pay deductions



2024 School-Based Medicaid Profile

Little Rock


6001

ADM	19,786
Physical Therapy	\$26,750.92
Occupational Therapy	\$60,555.08
Speech Therapy	\$199,092.22
Personal Care	\$11,386.88
SBMH	\$ 0.00
EPSDT	\$59,366.88
Audiology	\$ 0.00
Direct Funds	\$354,677.08
Medicaid Rate	98.27%
ARMAC Total	\$1,420,648.93

Total Reimbursement for FY 2024

\$1,775,326.01

*Differences in the combined totals of service areas and Direct Funds Total is due to co-pay deductions



2024 School-Based Medicaid Profile

Lonoke

4301

ADM	1,538
Physical Therapy	\$4,605.32
Occupational Therapy	\$17,274.06
Speech Therapy	\$43,701.32
Personal Care	\$ 0.00
SBMH	\$ 0.00
EPSDT	\$6,182.96
Audiology	\$ 0.00
Direct Funds	\$70,883.66
Medicaid Rate	78.29%
ARMAC Total	\$77,419.84

Total Reimbursement for FY 2024

\$148,303.50

*Differences in the combined totals of service areas and Direct Funds Total is due to co-pay deductions



2024 School-Based Medicaid Profile


Magazine 4202

ADM	417
Physical Therapy	\$10,092.00
Occupational Therapy	\$25,593.78
Speech Therapy	\$24,863.28
Personal Care	\$ 0.00
SBMH	\$ 0.00
EPSDT	\$2,511.44
Audiology	\$ 0.00
Direct Funds	\$62,710.50
Medicaid Rate	97.12%
ARMAC Total	\$34,385.01

Total Reimbursement for FY 2024

\$97,095.51

*Differences in the combined totals of service areas and Direct Funds Total is due to co-pay deductions



2024 School-Based Medicaid Profile

Magnet Cove

3003

ADM	677
Physical Therapy	\$7,487.16
Occupational Therapy	\$46,158.06
Speech Therapy	\$58,579.68
Personal Care	\$ 0.00
SBMH	\$ 0.00
EPSDT	\$3,621.72
Audiology	\$ 0.00
Direct Funds	\$113,100.29
Medicaid Rate	85.35%
ARMAC Total	\$63,963.50

Total Reimbursement for FY 2024

\$177,063.79

*Differences in the combined totals of service areas and Direct Funds Total is due to co-pay deductions



2024 School-Based Medicaid Profile

Magnolia

1402

ADM	2,502
Physical Therapy	\$57,069.84
Occupational Therapy	\$89,230.29
Speech Therapy	\$40,011.48
Personal Care	\$ 0.00
SBMH	\$8,267.43
EPSDT	\$18,411.16
Audiology	\$ 0.00
Direct Funds	\$211,940.20
Medicaid Rate	83.62%
ARMAC Total	\$119,799.13

Total Reimbursement for FY 2024

\$331,739.33

*Differences in the combined totals of service areas and Direct Funds Total is due to co-pay deductions



2024 School-Based Medicaid Profile

Malvern

3004

ADM	1,823
Physical Therapy	\$48,494.68
Occupational Therapy	\$191,440.56
Speech Therapy	\$407,458.93
Personal Care	\$1,290.24
SBMH	\$ 0.00
EPSDT	\$8,779.22
Audiology	\$ 650.32
Direct Funds	\$648,883.95
Medicaid Rate	85.35%
ARMAC Total	\$82,472.69

Total Reimbursement for FY 2024

\$731,356.64

*Differences in the combined totals of service areas and Direct Funds Total is due to co-pay deductions



2024 School-Based Medicaid Profile

Mammoth Spring

2501


ADM	444
Physical Therapy	\$14,775.09
Occupational Therapy	\$29,513.31
Speech Therapy	\$ 0.00
Personal Care	\$ 0.00
SBMH	\$ 0.00
EPSDT	\$ 0.00
Audiology	\$ 0.00
Direct Funds	\$44,288.40
Medicaid Rate	93.69%
ARMAC Total	\$31,665.71

.....

Total Reimbursement for FY 2024

\$75,954.11

*Differences in the combined totals of service areas and Direct Funds Total is due to co-pay deductions



2024 School-Based Medicaid Profile

Manila


4712

ADM	1,016
Physical Therapy	\$22,571.57
Occupational Therapy	\$31,400.92
Speech Therapy	\$14,985.18
Personal Care	\$ 0.00
SBMH	\$ 0.00
EPSDT	\$3,464.78
Audiology	\$ 0.00
Direct Funds	\$70,502.45
Medicaid Rate	100.00%
ARMAC Total	\$71,174.32

Total Reimbursement for FY 2024

\$141,676.77

*Differences in the combined totals of service areas and Direct Funds Total is due to co-pay deductions



2024 School-Based Medicaid Profile

Mansfield


6606

ADM	708
Physical Therapy	\$5,800.00
Occupational Therapy	\$16,863.14
Speech Therapy	\$20,413.06
Personal Care	\$ 0.00
SBMH	\$ 0.00
EPSDT	\$3,159.82
Audiology	\$ 0.00
Direct Funds	\$46,026.02
Medicaid Rate	99.82%
ARMAC Total	\$83,127.90

Total Reimbursement for FY 2024

\$129,153.92

*Differences in the combined totals of service areas and Direct Funds Total is due to co-pay deductions



2024 School-Based Medicaid Profile

Marion

1804

ADM	3,879
Physical Therapy	\$40,515.36
Occupational Therapy	\$78,944.44
Speech Therapy	\$160,529.70
Personal Care	\$ 0.00
SBMH	\$ 0.00
EPSDT	\$19,027.60
Audiology	\$ 0.00
Direct Funds	\$297,527.10
Medicaid Rate	99.75%
ARMAC Total	\$163,149.25

Total Reimbursement for FY 2024

\$460,676.35

*Differences in the combined totals of service areas and Direct Funds Total is due to co-pay deductions



2024 School-Based Medicaid Profile

Marked Tree

5604

ADM	486
Physical Therapy	\$19,895.50
Occupational Therapy	\$29,213.67
Speech Therapy	\$125,758.66
Personal Care	\$ 0.00
SBMH	\$ 0.00
EPSDT	\$1,706.46
Audiology	\$ 0.00
Direct Funds	\$175,904.29
Medicaid Rate	100.00%
ARMAC Total	\$47,870.37

Total Reimbursement for FY 2024

\$223,774.66

*Differences in the combined totals of service areas and Direct Funds Total is due to co-pay deductions



2024 School-Based Medicaid Profile

Marmaduke 2803

ADM	589
Physical Therapy	\$40,484.00
Occupational Therapy	\$45,954.62
Speech Therapy	\$23,471.53
Personal Care	\$4,567.04
SBMH	\$ 0.00
EPSDT	\$1,632.28
Audiology	\$ 0.00
Direct Funds	\$115,329.47
Medicaid Rate	100.00%
ARMAC Total	\$40,660.97

.....
Total Reimbursement for FY 2024

\$155,990.44

*Differences in the combined totals of service areas and Direct Funds Total is due to co-pay deductions



2024 School-Based Medicaid Profile

Marvell

5404

ADM	210
Physical Therapy	\$ 0.00
Occupational Therapy	\$ 0.00
Speech Therapy	\$ 0.00
Personal Care	\$ 0.00
SBMH	\$ 0.00
EPSDT	\$ 0.00
Audiology	\$ 0.00
Direct Funds	\$ 0.00
Medicaid Rate	97.46%
ARMAC Total	\$16,742.72

Total Reimbursement for FY 2024

\$16,742.72

*Differences in the combined totals of service areas and Direct Funds Total is due to co-pay deductions



2024 School-Based Medicaid Profile

Mayflower

2305

ADM	983
Physical Therapy	\$20,272.76
Occupational Therapy	\$65,319.12
Speech Therapy	\$119,146.16
Personal Care	\$ 0.00
SBMH	\$ 0.00
EPSDT	\$ 0.00
Audiology	\$ 0.00
Direct Funds	\$203,188.04
Medicaid Rate	86.00%
ARMAC Total	\$71,704.38

Total Reimbursement for FY 2024

\$274,892.42

*Differences in the combined totals of service areas and Direct Funds Total is due to co-pay deductions



2024 School-Based Medicaid Profile

Maynard


6102

ADM	546
Physical Therapy	\$10,832.66
Occupational Therapy	\$18,618.60
Speech Therapy	\$ 0.00
Personal Care	\$ 0.00
SBMH	\$ 0.00
EPSDT	\$2,991.20
Audiology	\$ 0.00
Direct Funds	\$31,322.46
Medicaid Rate	100.00%
ARMAC Total	\$19,734.88

Total Reimbursement for FY 2024

\$51,057.34

*Differences in the combined totals of service areas and Direct Funds Total is due to co-pay deductions



2024 School-Based Medicaid Profile

McCrory


7403

ADM	558
Physical Therapy	\$20,169.90
Occupational Therapy	\$52,387.82
Speech Therapy	\$71,813.20
Personal Care	\$ 0.00
SBMH	\$ 0.00
EPSDT	\$3,591.50
Audiology	\$ 0.00
Direct Funds	\$145,402.42
Medicaid Rate	97.78%
ARMAC Total	\$23,789.93

Total Reimbursement for FY 2024

\$169,192.35

*Differences in the combined totals of service areas and Direct Funds Total is due to co-pay deductions



2024 School-Based Medicaid Profile

McGehee

2105

ADM	1,039
Physical Therapy	\$5,850.40
Occupational Therapy	\$38,402.38
Speech Therapy	\$33,714.51
Personal Care	\$ 0.00
SBMH	\$ 0.00
EPSDT	\$7,566.26
Audiology	\$ 0.00
Direct Funds	\$84,923.55
Medicaid Rate	87.75%
ARMAC Total	\$83,296.68

Total Reimbursement for FY 2024

\$168,220.23

*Differences in the combined totals of service areas and Direct Funds Total is due to co-pay deductions



2024 School-Based Medicaid Profile

Melbourne

3302

ADM	762
Physical Therapy	\$22,363.54
Occupational Therapy	\$44,787.49
Speech Therapy	\$36,446.21
Personal Care	\$ 0.00
SBMH	\$ 0.00
EPSDT	\$ 0.00
Audiology	\$ 0.00
Direct Funds	\$103,027.24
Medicaid Rate	95.61%
ARMAC Total	\$25,996.72

.....

Total Reimbursement for FY 2024

\$129,023.96

*Differences in the combined totals of service areas and Direct Funds Total is due to co-pay deductions



2024 School-Based Medicaid Profile


Mena 5703

ADM	1,687
Physical Therapy	\$47,676.66
Occupational Therapy	\$104,689.86
Speech Therapy	\$127,092.49
Personal Care	\$ 0.00
SBMH	\$17,020.98
EPSDT	\$8,492.12
Audiology	\$ 0.00
Direct Funds	\$301,444.19
Medicaid Rate	85.06%
ARMAC Total	\$32,228.90

Total Reimbursement for FY 2024

\$333,673.09

*Differences in the combined totals of service areas and Direct Funds Total is due to co-pay deductions



2024 School-Based Medicaid Profile

Midland

3211

ADM	453
Physical Therapy	\$20,081.84
Occupational Therapy	\$84,441.76
Speech Therapy	\$94,525.78
Personal Care	\$ 0.00
SBMH	\$ 0.00
EPSDT	\$3,244.30
Audiology	\$ 0.00
Direct Funds	\$199,993.68
Medicaid Rate	89.61%
ARMAC Total	\$39,494.22

Total Reimbursement for FY 2024

\$239,487.90

*Differences in the combined totals of service areas and Direct Funds Total is due to co-pay deductions



2024 School-Based Medicaid Profile


Mineral Springs 3104

ADM	389
Physical Therapy	\$3,294.40
Occupational Therapy	\$8,520.50
Speech Therapy	\$8,213.24
Personal Care	\$ 0.00
SBMH	\$ 0.00
EPSDT	\$ 0.00
Audiology	\$ 0.00
Direct Funds	\$18,838.14
Medicaid Rate	79.60%
ARMAC Total	\$32,089.15

.....
Total Reimbursement for FY 2024

\$50,927.29

*Differences in the combined totals of service areas and Direct Funds Total is due to co-pay deductions



2024 School-Based Medicaid Profile

Monticello

2203

ADM	1,580
Physical Therapy	\$12,861.28
Occupational Therapy	\$36,685.10
Speech Therapy	\$39,471.90
Personal Care	\$17,761.24
SBMH	\$ 0.00
EPSDT	\$6,993.10
Audiology	\$ 0.00
Direct Funds	\$112,652.62
Medicaid Rate	86.69%
ARMAC Total	\$109,384.67

Total Reimbursement for FY 2024

\$222,037.29

*Differences in the combined totals of service areas and Direct Funds Total is due to co-pay deductions



2024 School-Based Medicaid Profile

Mount Ida

4902

ADM	430
Physical Therapy	\$9,101.42
Occupational Therapy	\$35,595.28
Speech Therapy	\$20,847.20
Personal Care	\$ 0.00
SBMH	\$ 0.00
EPSDT	\$2,603.82
Audiology	\$ 0.00
Direct Funds	\$67,717.72
Medicaid Rate	100.00%
ARMAC Total	\$46,109.11

Total Reimbursement for FY 2024

\$113,826.83

*Differences in the combined totals of service areas and Direct Funds Total is due to co-pay deductions



2024 School-Based Medicaid Profile

Mountain Home

0303

ADM	3,797
Physical Therapy	\$173,443.62
Occupational Therapy	\$281,345.40
Speech Therapy	\$153,481.32
Personal Care	\$10,936.32
SBMH	\$14,430.12
EPSDT	\$16,325.22
Audiology	\$ 0.00
Direct Funds	\$644,304.08
Medicaid Rate	100.00%
ARMAC Total	\$167,640.88

Total Reimbursement for FY 2024

\$811,944.96

*Differences in the combined totals of service areas and Direct Funds Total is due to co-pay deductions



2024 School-Based Medicaid Profile

Mountain Pine 2607

ADM	591
Physical Therapy	\$30,087.24
Occupational Therapy	\$93,210.26
Speech Therapy	\$169,949.09
Personal Care	\$ 0.00
SBMH	\$ 0.00
EPSDT	\$ 0.00
Audiology	\$ 0.00
Direct Funds	\$291,276.59
Medicaid Rate	100.00%
ARMAC Total	\$49,183.63

Total Reimbursement for FY 2024

\$340,460.22

*Differences in the combined totals of service areas and Direct Funds Total is due to co-pay deductions



2024 School-Based Medicaid Profile

Mountain View

6901

ADM	1,543
Physical Therapy	\$78,114.40
Occupational Therapy	\$125,901.08
Speech Therapy	\$60,137.18
Personal Care	\$ 0.00
SBMH	\$ 0.00
EPSDT	\$2,885.08
Audiology	\$ 0.00
Direct Funds	\$264,847.74
Medicaid Rate	100.00%
ARMAC Total	\$75,476.32

Total Reimbursement for FY 2024

\$340,324.06

*Differences in the combined totals of service areas and Direct Funds Total is due to co-pay deductions



2024 School-Based Medicaid Profile

Mountainburg

1703

ADM	587
Physical Therapy	\$1,356.04
Occupational Therapy	\$28,852.04
Speech Therapy	\$75,411.92
Personal Care	\$ 0.00
SBMH	\$ 0.00
EPSDT	\$ 0.00
Audiology	\$ 0.00
Direct Funds	\$104,330.00
Medicaid Rate	88.30%
ARMAC Total	\$43,708.30

Total Reimbursement for FY 2024

\$148,038.30

*Differences in the combined totals of service areas and Direct Funds Total is due to co-pay deductions



2024 School-Based Medicaid Profile

Mt.Vernon - Enola


2306

ADM	522
Physical Therapy	\$12,699.12
Occupational Therapy	\$38,631.64
Speech Therapy	\$101,707.84
Personal Care	\$4,467.62
SBMH	\$ 0.00
EPSDT	\$1,832.84
Audiology	\$ 0.00
Direct Funds	\$157,519.06
Medicaid Rate	86.00%
ARMAC Total	\$28,905.20

Total Reimbursement for FY 2024

\$186,424.26

*Differences in the combined totals of service areas and Direct Funds Total is due to co-pay deductions



2024 School-Based Medicaid Profile

Mulberry/Pleasant View 1704

ADM	392
Physical Therapy	\$9,730.62
Occupational Therapy	\$50,668.92
Speech Therapy	\$ 0.00
Personal Care	\$10,403.64
SBMH	\$ 0.00
EPSDT	\$ 26.10
Audiology	\$ 0.00
Direct Funds	\$69,349.28
Medicaid Rate	88.30%
ARMAC Total	\$25,305.53

.....
Total Reimbursement for FY 2024

\$94,654.81

*Differences in the combined totals of service areas and Direct Funds Total is due to co-pay deductions



2024 School-Based Medicaid Profile

Nashville

3105

ADM	1,859
Physical Therapy	\$5,668.44
Occupational Therapy	\$13,605.60
Speech Therapy	\$40,607.00
Personal Care	\$ 0.00
SBMH	\$ 0.00
EPSDT	\$10,164.24
Audiology	\$ 0.00
Direct Funds	\$69,065.28
Medicaid Rate	79.60%
ARMAC Total	\$88,672.27

Total Reimbursement for FY 2024

\$157,737.55

*Differences in the combined totals of service areas and Direct Funds Total is due to co-pay deductions



2024 School-Based Medicaid Profile

Nemo Vista

1503

ADM	460
Physical Therapy	\$5,060.48
Occupational Therapy	\$21,619.90
Speech Therapy	\$93,881.72
Personal Care	\$ 0.00
SBMH	\$ 0.00
EPSDT	\$ 917.62
Audiology	\$ 0.00
Direct Funds	\$118,839.72
Medicaid Rate	92.86%
ARMAC Total	\$23,764.69

Total Reimbursement for FY 2024

\$142,604.41

*Differences in the combined totals of service areas and Direct Funds Total is due to co-pay deductions



2024 School-Based Medicaid Profile

Nettleton


1611

ADM	3,692
Physical Therapy	\$99,972.14
Occupational Therapy	\$283,941.70
Speech Therapy	\$704,399.44
Personal Care	\$ 0.00
SBMH	\$ 0.00
EPSDT	\$ 0.00
Audiology	\$ 0.00
Direct Funds	\$1,086,057.44
Medicaid Rate	89.56%
ARMAC Total	\$139,066.52

Total Reimbursement for FY 2024

\$1,225,123.96

*Differences in the combined totals of service areas and Direct Funds Total is due to co-pay deductions



2024 School-Based Medicaid Profile

Nevada


5008

ADM	425
Physical Therapy	\$ 498.92
Occupational Therapy	\$6,588.80
Speech Therapy	\$3,620.84
Personal Care	\$ 0.00
SBMH	\$ 0.00
EPSDT	\$ 26.10
Audiology	\$ 0.00
Direct Funds	\$10,574.66
Medicaid Rate	83.95%
ARMAC Total	\$24,878.37

.....
Total Reimbursement for FY 2024

\$35,453.03

*Differences in the combined totals of service areas and Direct Funds Total is due to co-pay deductions



2024 School-Based Medicaid Profile

Newport

3403

ADM	1,129
Physical Therapy	\$125,191.18
Occupational Therapy	\$164,832.27
Speech Therapy	\$223,837.00
Personal Care	\$ 0.00
SBMH	\$ 0.00
EPSDT	\$ 220.82
Audiology	\$ 0.00
Direct Funds	\$510,091.27
Medicaid Rate	100.00%
ARMAC Total	\$260,656.81

Total Reimbursement for FY 2024

\$770,748.08

*Differences in the combined totals of service areas and Direct Funds Total is due to co-pay deductions



2024 School-Based Medicaid Profile

Norfolk

0304

ADM	458
Physical Therapy	\$14,512.18
Occupational Therapy	\$22,183.54
Speech Therapy	\$5,096.48
Personal Care	\$ 0.00
SBMH	\$ 0.00
EPSDT	\$ 0.00
Audiology	\$ 0.00
Direct Funds	\$40,894.28
Medicaid Rate	100.00%
ARMAC Total	\$27,344.61

Total Reimbursement for FY 2024

\$68,238.89

*Differences in the combined totals of service areas and Direct Funds Total is due to co-pay deductions



2024 School-Based Medicaid Profile

North Central ESC

3320

ADM

Physical Therapy	\$15,902.96
------------------	-------------

Occupational Therapy	\$19,124.62
----------------------	-------------

Speech Therapy	\$29,155.80
----------------	-------------

Personal Care	\$ 0.00
---------------	---------

SBMH	\$ 0.00
------	---------

EPSDT	\$ 0.00
-------	---------

Audiology	\$ 0.00
-----------	---------

Direct Funds	\$60,293.38
--------------	-------------

Medicaid Rate	96.66%
---------------	--------

ARMAC Total	\$64,171.35
-------------	-------------

Total Reimbursement for FY 2024

\$124,464.73

*Differences in the combined totals of service areas and Direct Funds Total is due to co-pay deductions



2024 School-Based Medicaid Profile

North Little Rock

6002

ADM	7,250
Physical Therapy	\$43,901.48
Occupational Therapy	\$89,444.46
Speech Therapy	\$191,211.90
Personal Care	\$ 450.56
SBMH	\$ 0.00
EPSDT	\$48,476.82
Audiology	\$ 0.00
Direct Funds	\$370,419.38
Medicaid Rate	98.27%
ARMAC Total	\$495,529.43

Total Reimbursement for FY 2024

\$865,948.81

*Differences in the combined totals of service areas and Direct Funds Total is due to co-pay deductions



2024 School-Based Medicaid Profile

Northeast ESC 3820

ADM

Physical Therapy \$20,953.90

Occupational Therapy \$30,204.72

Speech Therapy \$22,726.96

Personal Care \$ 0.00

SBMH \$ 0.00

EPSDT \$ 0.00

Audiology \$ 0.00

Direct Funds \$71,549.74

Medicaid Rate 98.33%

ARMAC Total \$27,772.17

Total Reimbursement for FY 2024

\$99,321.91

*Differences in the combined totals of service areas and Direct Funds Total is due to co-pay deductions



2024 School-Based Medicaid Profile

Northwest ESC

7221


ADM

Physical Therapy	\$4,828.40
Occupational Therapy	\$5,310.78
Speech Therapy	\$81,735.31
Personal Care	\$ 0.00
SBMH	\$ 0.00
EPSDT	\$ 0.00
Audiology	\$ 0.00
Direct Funds	\$88,883.82
Medicaid Rate	78.17%
ARMAC Total	\$72,772.32

Total Reimbursement for FY 2024

\$161,656.14

*Differences in the combined totals of service areas and Direct Funds Total is due to co-pay deductions



2024 School-Based Medicaid Profile

Omaha

0504

ADM	387
Physical Therapy	\$1,648.08
Occupational Therapy	\$14,113.60
Speech Therapy	\$11,817.22
Personal Care	\$1,320.96
SBMH	\$ 0.00
EPSDT	\$1,834.90
Audiology	\$ 0.00
Direct Funds	\$30,474.76
Medicaid Rate	86.08%
ARMAC Total	\$18,325.35

Total Reimbursement for FY 2024

\$48,800.11

*Differences in the combined totals of service areas and Direct Funds Total is due to co-pay deductions



2024 School-Based Medicaid Profile

Osceola


4713

ADM	845
Physical Therapy	\$11,629.62
Occupational Therapy	\$23,780.67
Speech Therapy	\$56,065.92
Personal Care	\$ 0.00
SBMH	\$ 0.00
EPSDT	\$ 0.00
Audiology	\$ 0.00
Direct Funds	\$91,476.21
Medicaid Rate	100.00%
ARMAC Total	\$105,188.89

Total Reimbursement for FY 2024

\$196,665.10

*Differences in the combined totals of service areas and Direct Funds Total is due to co-pay deductions



2024 School-Based Medicaid Profile

Ouachita


3005

ADM	745
Physical Therapy	\$6,279.78
Occupational Therapy	\$5,591.60
Speech Therapy	\$9,019.08
Personal Care	\$2,851.84
SBMH	\$ 0.00
EPSDT	\$ 258.94
Audiology	\$ 0.00
Direct Funds	\$24,001.24
Medicaid Rate	85.35%
ARMAC Total	\$31,343.15

Total Reimbursement for FY 2024

\$55,344.39

*Differences in the combined totals of service areas and Direct Funds Total is due to co-pay deductions



2024 School-Based Medicaid Profile


Ouachita River 5706

ADM	538
Physical Therapy	\$19,656.22
Occupational Therapy	\$35,065.42
Speech Therapy	\$80,243.16
Personal Care	\$ 0.00
SBMH	\$5,727.93
EPSDT	\$2,830.48
Audiology	\$ 0.00
Direct Funds	\$137,324.01
Medicaid Rate	85.06%
ARMAC Total	\$56,411.83

Total Reimbursement for FY 2024

\$193,735.84

*Differences in the combined totals of service areas and Direct Funds Total is due to co-pay deductions



2024 School-Based Medicaid Profile

Ozark


2404

ADM	1,673
Physical Therapy	\$15,932.66
Occupational Therapy	\$57,927.96
Speech Therapy	\$179,557.20
Personal Care	\$11,719.68
SBMH	\$ 0.00
EPSDT	\$7,757.20
Audiology	\$ 0.00
Direct Funds	\$268,755.50
Medicaid Rate	77.12%
ARMAC Total	\$92,122.44

Total Reimbursement for FY 2024

\$360,877.94

*Differences in the combined totals of service areas and Direct Funds Total is due to co-pay deductions



2024 School-Based Medicaid Profile

Ozark Mountain

6505

ADM	514
Physical Therapy	\$25,247.74
Occupational Therapy	\$30,064.72
Speech Therapy	\$30,781.66
Personal Care	\$ 286.72
SBMH	\$ 0.00
EPSDT	\$2,057.78
Audiology	\$ 0.00
Direct Funds	\$86,288.62
Medicaid Rate	72.34%
ARMAC Total	\$38,239.73

Total Reimbursement for FY 2024

\$124,528.35

*Differences in the combined totals of service areas and Direct Funds Total is due to co-pay deductions



2024 School-Based Medicaid Profile

Ozarks Unlimited ESC

0520

ADM

Physical Therapy \$ 0.00

Occupational Therapy \$ 0.00

Speech Therapy \$14,636.31

Personal Care \$ 0.00

SBMH \$ 0.00

EPSDT \$ 0.00

Audiology \$ 0.00

Direct Funds \$13,700.38

Medicaid Rate 92.23%

ARMAC Total \$38,561.83

Total Reimbursement for FY 2024

\$52,262.21

*Differences in the combined totals of service areas and Direct Funds Total is due to co-pay deductions



2024 School-Based Medicaid Profile

Palestine-Wheatley

6205

ADM	780
Physical Therapy	\$17,386.42
Occupational Therapy	\$60,411.92
Speech Therapy	\$59,925.67
Personal Care	\$ 0.00
SBMH	\$ 0.00
EPSDT	\$ 0.00
Audiology	\$ 0.00
Direct Funds	\$134,364.01
Medicaid Rate	100.00%
ARMAC Total	\$39,380.80

Total Reimbursement for FY 2024

\$173,744.81

*Differences in the combined totals of service areas and Direct Funds Total is due to co-pay deductions



2024 School-Based Medicaid Profile

Pangburn

7309

ADM	754
Physical Therapy	\$34,260.88
Occupational Therapy	\$31,693.72
Speech Therapy	\$117,344.10
Personal Care	\$ 0.00
SBMH	\$ 0.00
EPSDT	\$4,771.84
Audiology	\$ 0.00
Direct Funds	\$184,420.54
Medicaid Rate	93.50%
ARMAC Total	\$60,957.68

Total Reimbursement for FY 2024

\$245,378.22

*Differences in the combined totals of service areas and Direct Funds Total is due to co-pay deductions



2024 School-Based Medicaid Profile

Paragould


2808

ADM	3,006
Physical Therapy	\$78,844.20
Occupational Therapy	\$104,654.62
Speech Therapy	\$70,861.45
Personal Care	\$ 0.00
SBMH	\$ 0.00
EPSDT	\$9,728.44
Audiology	\$ 0.00
Direct Funds	\$260,437.43
Medicaid Rate	100.00%
ARMAC Total	\$191,904.30

Total Reimbursement for FY 2024

\$452,341.73

*Differences in the combined totals of service areas and Direct Funds Total is due to co-pay deductions



2024 School-Based Medicaid Profile


Paris 4203

ADM	964
Physical Therapy	\$28,760.04
Occupational Therapy	\$52,090.22
Speech Therapy	\$33,340.16
Personal Care	\$ 0.00
SBMH	\$37,948.51
EPSDT	\$3,830.18
Audiology	\$ 0.00
Direct Funds	\$155,479.11
Medicaid Rate	97.12%
ARMAC Total	\$86,402.64

Total Reimbursement for FY 2024

\$241,881.75

*Differences in the combined totals of service areas and Direct Funds Total is due to co-pay deductions



2024 School-Based Medicaid Profile

Parkers Chapel


7007

ADM	778
Physical Therapy	\$5,025.60
Occupational Therapy	\$14,419.74
Speech Therapy	\$14,481.32
Personal Care	\$ 0.00
SBMH	\$ 0.00
EPSDT	\$1,150.46
Audiology	\$ 0.00
Direct Funds	\$34,827.12
Medicaid Rate	85.44%
ARMAC Total	\$51,810.85

Total Reimbursement for FY 2024

\$86,637.97

*Differences in the combined totals of service areas and Direct Funds Total is due to co-pay deductions



2024 School-Based Medicaid Profile

Pea Ridge

0407

ADM	2,517
Physical Therapy	\$18,944.34
Occupational Therapy	\$35,360.64
Speech Therapy	\$19,460.02
Personal Care	\$19,773.44
SBMH	\$ 0.00
EPSDT	\$2,329.78
Audiology	\$ 0.00
Direct Funds	\$93,194.37
Medicaid Rate	72.51%
ARMAC Total	\$109,846.43

Total Reimbursement for FY 2024

\$203,040.80

*Differences in the combined totals of service areas and Direct Funds Total is due to co-pay deductions



2024 School-Based Medicaid Profile

Perryville

5303

ADM	898
Physical Therapy	\$41,593.66
Occupational Therapy	\$81,209.02
Speech Therapy	\$114,116.84
Personal Care	\$ 0.00
SBMH	\$ 0.00
EPSDT	\$4,354.24
Audiology	\$ 0.00
Direct Funds	\$240,803.76
Medicaid Rate	82.89%
ARMAC Total	\$3,302.00

Total Reimbursement for FY 2024

\$244,105.76

*Differences in the combined totals of service areas and Direct Funds Total is due to co-pay deductions



2024 School-Based Medicaid Profile

Piggott

1104

ADM	764
Physical Therapy	\$76,374.43
Occupational Therapy	\$86,781.56
Speech Therapy	\$81,321.22
Personal Care	\$ 450.56
SBMH	\$ 0.00
EPSDT	\$2,999.44
Audiology	\$ 0.00
Direct Funds	\$244,347.21
Medicaid Rate	85.47%
ARMAC Total	\$48,547.62

.....

Total Reimbursement for FY 2024

\$292,894.83

*Differences in the combined totals of service areas and Direct Funds Total is due to co-pay deductions



2024 School-Based Medicaid Profile

Pine Bluff

3505

ADM	2,935
Physical Therapy	\$19,174.64
Occupational Therapy	\$22,259.36
Speech Therapy	\$31,171.16
Personal Care	\$ 0.00
SBMH	\$ 0.00
EPSDT	\$18,321.84
Audiology	\$ 0.00
Direct Funds	\$90,547.00
Medicaid Rate	100.00%
ARMAC Total	\$258,405.99

.....

Total Reimbursement for FY 2024

\$348,952.99

*Differences in the combined totals of service areas and Direct Funds Total is due to co-pay deductions



2024 School-Based Medicaid Profile

Pocahontas


6103

ADM	1,886
Physical Therapy	\$40,518.80
Occupational Therapy	\$106,730.50
Speech Therapy	\$51,526.83
Personal Care	\$ 0.00
SBMH	\$ 0.00
EPSDT	\$ 0.00
Audiology	\$ 0.00
Direct Funds	\$196,326.61
Medicaid Rate	100.00%
ARMAC Total	\$88,127.28

Total Reimbursement for FY 2024

\$284,453.89

*Differences in the combined totals of service areas and Direct Funds Total is due to co-pay deductions



2024 School-Based Medicaid Profile

Pottsville


5804

ADM	1,793
Physical Therapy	\$56,741.28
Occupational Therapy	\$78,837.10
Speech Therapy	\$93,312.48
Personal Care	\$ 0.00
SBMH	\$ 0.00
EPSDT	\$4,844.30
Audiology	\$ 0.00
Direct Funds	\$233,325.16
Medicaid Rate	89.21%
ARMAC Total	\$116,665.21

Total Reimbursement for FY 2024

\$349,990.37

*Differences in the combined totals of service areas and Direct Funds Total is due to co-pay deductions



2024 School-Based Medicaid Profile

Poyen


2703

ADM	507
Physical Therapy	\$4,151.28
Occupational Therapy	\$15,845.60
Speech Therapy	\$27,549.98
Personal Care	\$1,111.04
SBMH	\$ 0.00
EPSDT	\$ 78.30
Audiology	\$ 0.00
Direct Funds	\$46,129.87
Medicaid Rate	47.67%
ARMAC Total	\$20,225.38

Total Reimbursement for FY 2024

\$66,355.25

*Differences in the combined totals of service areas and Direct Funds Total is due to co-pay deductions



2024 School-Based Medicaid Profile

Prairie Grove


7206

ADM	2,121
Physical Therapy	\$2,442.66
Occupational Therapy	\$4,245.64
Speech Therapy	\$23,748.45
Personal Care	\$ 0.00
SBMH	\$ 0.00
EPSDT	\$4,410.90
Audiology	\$ 0.00
Direct Funds	\$32,509.73
Medicaid Rate	82.71%
ARMAC Total	\$147,944.12

Total Reimbursement for FY 2024

\$180,453.85

*Differences in the combined totals of service areas and Direct Funds Total is due to co-pay deductions




2024 School-Based Medicaid Profile

Premier High Schools of Arkansas	6053
----------------------------------	------

ADM	537
Physical Therapy	\$ 0.00
Occupational Therapy	\$ 0.00
Speech Therapy	\$ 0.00
Personal Care	\$ 0.00
SBMH	\$ 0.00
EPSDT	\$ 0.00
Audiology	\$ 0.00
Direct Funds	\$ 0.00
Medicaid Rate	98.27%
ARMAC Total	\$ 0.00

Total Reimbursement for FY 2024	\$ 0.00
--	----------------

*Differences in the combined totals of service areas and Direct Funds Total is due to co-pay deductions



2024 School-Based Medicaid Profile

Prescott

5006

ADM	907
Physical Therapy	\$ 47.50
Occupational Therapy	\$ 0.00
Speech Therapy	\$ 0.00
Personal Care	\$ 0.00
SBMH	\$ 0.00
EPSDT	\$ 0.00
Audiology	\$ 0.00
Direct Funds	\$ 47.50
Medicaid Rate	83.95%
ARMAC Total	\$43,426.77

Total Reimbursement for FY 2024

\$43,474.27

*Differences in the combined totals of service areas and Direct Funds Total is due to co-pay deductions



2024 School-Based Medicaid Profile

Pulaski County Special

6003

ADM	11,392
Physical Therapy	\$26,409.42
Occupational Therapy	\$58,363.68
Speech Therapy	\$178,410.04
Personal Care	\$10,840.95
SBMH	\$ 0.00
EPSDT	\$45,852.24
Audiology	\$1,644.68
Direct Funds	\$314,233.01
Medicaid Rate	98.27%
ARMAC Total	\$999,162.07

Total Reimbursement for FY 2024

\$1,313,395.08

*Differences in the combined totals of service areas and Direct Funds Total is due to co-pay deductions



2024 School-Based Medicaid Profile

Quitman


1203

ADM	867
Physical Therapy	\$10,136.18
Occupational Therapy	\$54,390.18
Speech Therapy	\$81,856.42
Personal Care	\$ 0.00
SBMH	\$ 0.00
EPSDT	\$3,679.76
Audiology	\$ 0.00
Direct Funds	\$147,842.54
Medicaid Rate	91.89%
ARMAC Total	\$34,861.12

Total Reimbursement for FY 2024

\$182,703.66

*Differences in the combined totals of service areas and Direct Funds Total is due to co-pay deductions



2024 School-Based Medicaid Profile

Rector 1106

ADM	563
Physical Therapy	\$23,060.80
Occupational Therapy	\$34,904.34
Speech Therapy	\$26,257.64
Personal Care	\$ 0.00
SBMH	\$ 0.00
EPSDT	\$3,675.64
Audiology	\$ 0.00
Direct Funds	\$85,832.98
Medicaid Rate	85.47%
ARMAC Total	\$16,151.04

Total Reimbursement for FY 2024

\$101,984.02

*Differences in the combined totals of service areas and Direct Funds Total is due to co-pay deductions



2024 School-Based Medicaid Profile

Responsive Ed Solutions - LR

6053

ADM

Physical Therapy

\$ 0.00

Occupational Therapy

\$ 0.00

Speech Therapy

\$ 0.00

Personal Care

\$ 0.00

SBMH

\$ 0.00

EPSDT

\$ 0.00

Audiology

\$ 0.00

Direct Funds

\$ 0.00

Medicaid Rate

98.27%

ARMAC Total

\$15,878.77

Total Reimbursement for FY 2024

\$15,878.77

*Differences in the combined totals of service areas and Direct Funds Total is due to co-pay deductions



2024 School-Based Medicaid Profile

Responsive Ed Solutions - NLR	6062
-------------------------------	------

ADM	80
Physical Therapy	\$ 0.00
Occupational Therapy	\$ 0.00
Speech Therapy	\$ 0.00
Personal Care	\$ 0.00
SBMH	\$ 0.00
EPSDT	\$ 0.00
Audiology	\$ 0.00
Direct Funds	\$ 0.00
Medicaid Rate	98.27%
ARMAC Total	\$ 868.98

Total Reimbursement for FY 2024	\$ 868.98
--	------------------

*Differences in the combined totals of service areas and Direct Funds Total is due to co-pay deductions




2024 School-Based Medicaid Profile

Responsive Ed Solutions - Springdale 7242

ADM	68
Physical Therapy	\$ 0.00
Occupational Therapy	\$ 0.00
Speech Therapy	\$ 0.00
Personal Care	\$ 0.00
SBMH	\$ 0.00
EPSDT	\$ 0.00
Audiology	\$ 0.00
Direct Funds	\$ 0.00
Medicaid Rate	82.71%
ARMAC Total	\$ 0.00

Total Reimbursement for FY 2024 \$ 0.00

*Differences in the combined totals of service areas and Direct Funds Total is due to co-pay deductions



2024 School-Based Medicaid Profile

Rivercrest

4706

ADM	1,122
Physical Therapy	\$53,244.36
Occupational Therapy	\$81,191.06
Speech Therapy	\$100,782.50
Personal Care	\$ 0.00
SBMH	\$ 0.00
EPSDT	\$10,674.56
Audiology	\$ 0.00
Direct Funds	\$244,854.56
Medicaid Rate	100.00%
ARMAC Total	\$42,562.74

Total Reimbursement for FY 2024

\$287,417.30

*Differences in the combined totals of service areas and Direct Funds Total is due to co-pay deductions



2024 School-Based Medicaid Profile

Riverside


1613

ADM	736
Physical Therapy	\$55,031.89
Occupational Therapy	\$90,726.18
Speech Therapy	\$83,497.14
Personal Care	\$2,078.72
SBMH	\$ 0.00
EPSDT	\$1,104.10
Audiology	\$ 0.00
Direct Funds	\$230,880.11
Medicaid Rate	89.56%
ARMAC Total	\$39,404.85

Total Reimbursement for FY 2024

\$270,284.96

*Differences in the combined totals of service areas and Direct Funds Total is due to co-pay deductions



2024 School-Based Medicaid Profile

Riverview

7307

ADM	1,085
Physical Therapy	\$1,252.80
Occupational Therapy	\$43,644.40
Speech Therapy	\$8,270.64
Personal Care	\$ 0.00
SBMH	\$ 0.00
EPSDT	\$7,046.32
Audiology	\$ 0.00
Direct Funds	\$59,724.16
Medicaid Rate	93.50%
ARMAC Total	\$78,940.86

Total Reimbursement for FY 2024

\$138,665.02

*Differences in the combined totals of service areas and Direct Funds Total is due to co-pay deductions



2024 School-Based Medicaid Profile

Rogers

0405

ADM	15,483
Physical Therapy	\$69,834.69
Occupational Therapy	\$74,055.84
Speech Therapy	\$176,835.82
Personal Care	\$4,628.48
SBMH	\$ 0.00
EPSDT	\$54,054.86
Audiology	\$ 187.28
Direct Funds	\$366,327.45
Medicaid Rate	72.51%
ARMAC Total	\$894,931.42

Total Reimbursement for FY 2024

\$1,261,258.87

*Differences in the combined totals of service areas and Direct Funds Total is due to co-pay deductions



2024 School-Based Medicaid Profile

Rose Bud

7310

ADM	704
Physical Therapy	\$15,531.16
Occupational Therapy	\$69,600.06
Speech Therapy	\$131,688.94
Personal Care	\$6,374.40
SBMH	\$ 0.00
EPSDT	\$3,426.66
Audiology	\$ 0.00
Direct Funds	\$222,151.22
Medicaid Rate	93.50%
ARMAC Total	\$53,161.24

Total Reimbursement for FY 2024

\$275,312.46

*Differences in the combined totals of service areas and Direct Funds Total is due to co-pay deductions



2024 School-Based Medicaid Profile

Russellville

5805

ADM	5,421
Physical Therapy	\$119,856.44
Occupational Therapy	\$251,751.36
Speech Therapy	\$254,741.99
Personal Care	\$2,969.60
SBMH	\$ 0.00
EPSDT	\$9,118.18
Audiology	\$ 0.00
Direct Funds	\$634,210.85
Medicaid Rate	89.21%
ARMAC Total	\$343,565.76

Total Reimbursement for FY 2024

\$977,776.61

*Differences in the combined totals of service areas and Direct Funds Total is due to co-pay deductions



2024 School-Based Medicaid Profile

Salem

2502

ADM	846
Physical Therapy	\$43,586.93
Occupational Therapy	\$44,527.03
Speech Therapy	\$91,747.76
Personal Care	\$ 0.00
SBMH	\$ 0.00
EPSDT	\$ 0.00
Audiology	\$ 0.00
Direct Funds	\$177,911.72
Medicaid Rate	93.69%
ARMAC Total	\$25,791.37

Total Reimbursement for FY 2024

\$203,703.09

*Differences in the combined totals of service areas and Direct Funds Total is due to co-pay deductions



2024 School-Based Medicaid Profile


Scholarmade 6060

ADM	342
Physical Therapy	\$ 371.20
Occupational Therapy	\$1,206.40
Speech Therapy	\$9,808.76
Personal Care	\$ 0.00
SBMH	\$ 0.00
EPSDT	\$ 0.00
Audiology	\$ 0.00
Direct Funds	\$10,996.36
Medicaid Rate	98.27%
ARMAC Total	\$12,830.88

.....
Total Reimbursement for FY 2024

\$23,827.24

*Differences in the combined totals of service areas and Direct Funds Total is due to co-pay deductions



2024 School-Based Medicaid Profile

Scranton


4204

ADM	432
Physical Therapy	\$8,514.40
Occupational Therapy	\$34,583.13
Speech Therapy	\$6,558.14
Personal Care	\$ 0.00
SBMH	\$ 0.00
EPSDT	\$1,790.60
Audiology	\$ 0.00
Direct Funds	\$50,882.56
Medicaid Rate	97.12%
ARMAC Total	\$26,277.13

Total Reimbursement for FY 2024

\$77,159.69

*Differences in the combined totals of service areas and Direct Funds Total is due to co-pay deductions



2024 School-Based Medicaid Profile

Searcy


7311

ADM	3,899
Physical Therapy	\$154,083.73
Occupational Therapy	\$575,960.76
Speech Therapy	\$640,895.96
Personal Care	\$ 0.00
SBMH	\$ 0.00
EPSDT	\$20,336.38
Audiology	\$ 0.00
Direct Funds	\$1,374,020.87
Medicaid Rate	93.50%
ARMAC Total	\$197,171.65

Total Reimbursement for FY 2024

\$1,571,192.52

*Differences in the combined totals of service areas and Direct Funds Total is due to co-pay deductions



2024 School-Based Medicaid Profile

Searcy County


6502

ADM	747
Physical Therapy	\$16,356.00
Occupational Therapy	\$37,894.28
Speech Therapy	\$36,064.24
Personal Care	\$ 0.00
SBMH	\$ 0.00
EPSDT	\$5,928.48
Audiology	\$ 0.00
Direct Funds	\$94,843.00
Medicaid Rate	72.34%
ARMAC Total	\$46,332.81

Total Reimbursement for FY 2024

\$141,175.81

*Differences in the combined totals of service areas and Direct Funds Total is due to co-pay deductions



2024 School-Based Medicaid Profile

Sheridan


2705

ADM	4,223
Physical Therapy	\$64,444.21
Occupational Therapy	\$166,471.14
Speech Therapy	\$125,479.24
Personal Care	\$1,950.72
SBMH	\$ 0.00
EPSDT	\$7,154.16
Audiology	\$ 0.00
Direct Funds	\$359,998.23
Medicaid Rate	47.67%
ARMAC Total	\$143,628.42

Total Reimbursement for FY 2024

\$503,626.66

*Differences in the combined totals of service areas and Direct Funds Total is due to co-pay deductions



2024 School-Based Medicaid Profile

Shirley


7104

ADM	315
Physical Therapy	\$30,600.80
Occupational Therapy	\$38,883.24
Speech Therapy	\$6,459.52
Personal Care	\$ 0.00
SBMH	\$ 0.00
EPSDT	\$4,800.34
Audiology	\$ 0.00
Direct Funds	\$79,953.90
Medicaid Rate	91.23%
ARMAC Total	\$28,240.80

Total Reimbursement for FY 2024

\$108,194.70

*Differences in the combined totals of service areas and Direct Funds Total is due to co-pay deductions



2024 School-Based Medicaid Profile

Siloam Springs


0406

ADM	4,494
Physical Therapy	\$83,563.28
Occupational Therapy	\$181,051.89
Speech Therapy	\$260,248.60
Personal Care	\$38,092.80
SBMH	\$ 0.00
EPSDT	\$11,873.50
Audiology	\$ 0.00
Direct Funds	\$561,353.35
Medicaid Rate	72.51%
ARMAC Total	\$232,558.24

Total Reimbursement for FY 2024

\$793,911.59

*Differences in the combined totals of service areas and Direct Funds Total is due to co-pay deductions



2024 School-Based Medicaid Profile

Sloan-Hendrix 3806

ADM	737
Physical Therapy	\$41,143.28
Occupational Therapy	\$91,820.18
Speech Therapy	\$69,553.68
Personal Care	\$ 0.00
SBMH	\$ 0.00
EPSDT	\$5,537.98
Audiology	\$ 0.00
Direct Funds	\$205,465.12
Medicaid Rate	77.52%
ARMAC Total	\$31,440.44

Total Reimbursement for FY 2024

\$236,905.56

*Differences in the combined totals of service areas and Direct Funds Total is due to co-pay deductions



2024 School-Based Medicaid Profile

Smackover-Norphlet


7008

ADM	1,051
Physical Therapy	\$28,936.44
Occupational Therapy	\$63,961.38
Speech Therapy	\$26,369.38
Personal Care	\$9,456.64
SBMH	\$33,285.47
EPSDT	\$6,195.66
Audiology	\$ 0.00
Direct Funds	\$166,184.97
Medicaid Rate	85.44%
ARMAC Total	\$60,594.76

Total Reimbursement for FY 2024

\$226,779.73

*Differences in the combined totals of service areas and Direct Funds Total is due to co-pay deductions



2024 School-Based Medicaid Profile

South Central ESC

5220


ADM

Physical Therapy	\$ 460.40
Occupational Therapy	\$4,315.03
Speech Therapy	\$18,817.81
Personal Care	\$ 0.00
SBMH	\$ 0.00
EPSDT	\$ 0.00
Audiology	\$ 0.00
Direct Funds	\$22,666.35
Medicaid Rate	87.28%
ARMAC Total	\$49,132.86

Total Reimbursement for FY 2024

\$71,799.21

*Differences in the combined totals of service areas and Direct Funds Total is due to co-pay deductions



2024 School-Based Medicaid Profile

South Conway County


1507

ADM	2,217
Physical Therapy	\$48,592.96
Occupational Therapy	\$266,694.49
Speech Therapy	\$486,477.04
Personal Care	\$ 0.00
SBMH	\$ 0.00
EPSDT	\$10,931.44
Audiology	\$ 0.00
Direct Funds	\$806,705.93
Medicaid Rate	92.86%
ARMAC Total	\$158,768.97

Total Reimbursement for FY 2024

\$965,474.90

*Differences in the combined totals of service areas and Direct Funds Total is due to co-pay deductions



2024 School-Based Medicaid Profile

South Pike County

5504

ADM	667
Physical Therapy	\$16,448.56
Occupational Therapy	\$66,978.40
Speech Therapy	\$9,655.98
Personal Care	\$ 0.00
SBMH	\$ 0.00
EPSDT	\$3,205.84
Audiology	\$ 0.00
Direct Funds	\$95,972.94
Medicaid Rate	76.07%
ARMAC Total	\$54,195.40

Total Reimbursement for FY 2024

\$150,168.34

*Differences in the combined totals of service areas and Direct Funds Total is due to co-pay deductions



2024 School-Based Medicaid Profile

Southeast ESC

2220


ADM

Physical Therapy	\$3,308.28
Occupational Therapy	\$17,421.08
Speech Therapy	\$68,924.23
Personal Care	\$ 0.00
SBMH	\$ 0.00
EPSDT	\$ 0.00
Audiology	\$1,074.60
Direct Funds	\$86,915.23
Medicaid Rate	95.55%
ARMAC Total	\$82,236.96

.....
Total Reimbursement for FY 2024

\$169,152.19

*Differences in the combined totals of service areas and Direct Funds Total is due to co-pay deductions



2024 School-Based Medicaid Profile

Southside - Bee Branch

7105

ADM	471
Physical Therapy	\$15,346.80
Occupational Therapy	\$20,082.66
Speech Therapy	\$7,750.60
Personal Care	\$ 0.00
SBMH	\$16,877.56
EPSDT	\$ 417.60
Audiology	\$ 0.00
Direct Funds	\$60,135.22
Medicaid Rate	91.23%
ARMAC Total	\$49,736.65

.....

Total Reimbursement for FY 2024

\$109,871.87

*Differences in the combined totals of service areas and Direct Funds Total is due to co-pay deductions



2024 School-Based Medicaid Profile

Southside-Batesville


3209

ADM	1,922
Physical Therapy	\$86,221.40
Occupational Therapy	\$107,989.66
Speech Therapy	\$129,748.40
Personal Care	\$1,763.64
SBMH	\$ 0.00
EPSDT	\$ 937.56
Audiology	\$ 0.00
Direct Funds	\$319,900.66
Medicaid Rate	89.61%
ARMAC Total	\$95,731.41

Total Reimbursement for FY 2024

\$415,632.07

*Differences in the combined totals of service areas and Direct Funds Total is due to co-pay deductions



2024 School-Based Medicaid Profile

Southwest ESC

2920

ADM


Physical Therapy	\$2,963.90
Occupational Therapy	\$7,684.60
Speech Therapy	\$27,440.32
Personal Care	\$ 0.00
SBMH	\$ 0.00
EPSDT	\$ 0.00
Audiology	\$ 0.00
Direct Funds	\$37,588.82
Medicaid Rate	100.00%
ARMAC Total	\$58,918.83

.....

Total Reimbursement for FY 2024

\$96,507.65

*Differences in the combined totals of service areas and Direct Funds Total is due to co-pay deductions



2024 School-Based Medicaid Profile

Spring Hill

2906

ADM	629
Physical Therapy	\$9,094.40
Occupational Therapy	\$13,386.40
Speech Therapy	\$12,060.12
Personal Care	\$ 0.00
SBMH	\$ 0.00
EPSDT	\$ 0.00
Audiology	\$ 0.00
Direct Funds	\$34,210.92
Medicaid Rate	100.00%
ARMAC Total	\$45,498.91

Total Reimbursement for FY 2024

\$79,709.83

*Differences in the combined totals of service areas and Direct Funds Total is due to co-pay deductions



2024 School-Based Medicaid Profile

Springdale


7207

ADM	21,705
Physical Therapy	\$19,269.28
Occupational Therapy	\$50,476.28
Speech Therapy	\$215,977.39
Personal Care	\$36,771.84
SBMH	\$ 0.00
EPSDT	\$110,475.48
Audiology	\$4,583.44
Direct Funds	\$426,854.19
Medicaid Rate	82.71%
ARMAC Total	\$856,377.05

Total Reimbursement for FY 2024

\$1,283,231.24

*Differences in the combined totals of service areas and Direct Funds Total is due to co-pay deductions



2024 School-Based Medicaid Profile

Star City

4003

ADM	1,371
Physical Therapy	\$20,458.72
Occupational Therapy	\$51,638.48
Speech Therapy	\$46,032.62
Personal Care	\$12,077.45
SBMH	\$ 0.00
EPSDT	\$6,884.22
Audiology	\$ 0.00
Direct Funds	\$133,752.29
Medicaid Rate	100.00%
ARMAC Total	\$63,961.81

Total Reimbursement for FY 2024

\$197,714.10

*Differences in the combined totals of service areas and Direct Funds Total is due to co-pay deductions



2024 School-Based Medicaid Profile

Strong-Huttig

7009

ADM	310
Physical Therapy	\$9,335.80
Occupational Therapy	\$30,189.96
Speech Therapy	\$17,126.72
Personal Care	\$ 0.00
SBMH	\$ 0.00
EPSDT	\$ 0.00
Audiology	\$ 0.00
Direct Funds	\$54,832.48
Medicaid Rate	85.44%
ARMAC Total	\$27,400.04

Total Reimbursement for FY 2024

\$82,232.52

*Differences in the combined totals of service areas and Direct Funds Total is due to co-pay deductions



2024 School-Based Medicaid Profile

Stuttgart

0104

ADM	1,524
Physical Therapy	\$14,045.68
Occupational Therapy	\$12,539.58
Speech Therapy	\$15,700.10
Personal Care	\$ 0.00
SBMH	\$ 0.00
EPSDT	\$7,463.92
Audiology	\$ 0.00
Direct Funds	\$49,749.28
Medicaid Rate	94.42%
ARMAC Total	\$85,937.39

.....

Total Reimbursement for FY 2024

\$135,686.67

*Differences in the combined totals of service areas and Direct Funds Total is due to co-pay deductions



2024 School-Based Medicaid Profile

Texarkana


4605

ADM	3,724
Physical Therapy	\$13,217.16
Occupational Therapy	\$60,006.32
Speech Therapy	\$29,441.09
Personal Care	\$24,228.07
SBMH	\$ 0.00
EPSDT	\$12,463.76
Audiology	\$ 0.00
Direct Funds	\$138,806.40
Medicaid Rate	100.00%
ARMAC Total	\$175,075.01

Total Reimbursement for FY 2024

\$313,881.41

*Differences in the combined totals of service areas and Direct Funds Total is due to co-pay deductions



2024 School-Based Medicaid Profile

The Excel Center

6058

ADM	200
Physical Therapy	\$ 0.00
Occupational Therapy	\$ 0.00
Speech Therapy	\$ 0.00
Personal Care	\$ 0.00
SBMH	\$ 0.00
EPSDT	\$ 0.00
Audiology	\$ 0.00
Direct Funds	\$ 0.00
Medicaid Rate	98.27%
ARMAC Total	\$ 0.00

Total Reimbursement for FY 2024

\$ 0.00

*Differences in the combined totals of service areas and Direct Funds Total is due to co-pay deductions



2024 School-Based Medicaid Profile

Trumann

5605


ADM	1,438
Physical Therapy	\$70,770.78
Occupational Therapy	\$94,662.28
Speech Therapy	\$246,646.63
Personal Care	\$ 0.00
SBMH	\$ 0.00
EPSDT	\$18,210.62
Audiology	\$ 0.00
Direct Funds	\$425,840.31
Medicaid Rate	100.00%
ARMAC Total	\$159,894.97

.....

Total Reimbursement for FY 2024

\$585,735.28

*Differences in the combined totals of service areas and Direct Funds Total is due to co-pay deductions



2024 School-Based Medicaid Profile

Two Rivers


7510

ADM	655
Physical Therapy	\$38,999.52
Occupational Therapy	\$78,223.30
Speech Therapy	\$52,131.72
Personal Care	\$ 0.00
SBMH	\$ 0.00
EPSDT	\$ 0.00
Audiology	\$ 0.00
Direct Funds	\$166,764.54
Medicaid Rate	91.61%
ARMAC Total	\$39,814.82

Total Reimbursement for FY 2024

\$206,579.36

*Differences in the combined totals of service areas and Direct Funds Total is due to co-pay deductions



2024 School-Based Medicaid Profile

Valley Springs

0505

ADM	808
Physical Therapy	\$5,428.80
Occupational Therapy	\$18,427.94
Speech Therapy	\$33,252.42
Personal Care	\$10,485.76
SBMH	\$ 0.00
EPSDT	\$2,135.74
Audiology	\$ 0.00
Direct Funds	\$69,660.66
Medicaid Rate	86.08%
ARMAC Total	\$85,326.49

.....

Total Reimbursement for FY 2024

\$154,987.15

*Differences in the combined totals of service areas and Direct Funds Total is due to co-pay deductions



2024 School-Based Medicaid Profile

Valley View

1612

ADM	2,879
Physical Therapy	\$61,841.12
Occupational Therapy	\$153,761.28
Speech Therapy	\$343,923.56
Personal Care	\$16,097.28
SBMH	\$ 0.00
EPSDT	\$7,261.30
Audiology	\$ 0.00
Direct Funds	\$575,404.54
Medicaid Rate	89.56%
ARMAC Total	\$222,311.52

.....

Total Reimbursement for FY 2024

\$797,716.06

*Differences in the combined totals of service areas and Direct Funds Total is due to co-pay deductions



2024 School-Based Medicaid Profile

Van Buren

1705

ADM	5,670
Physical Therapy	\$45,263.61
Occupational Therapy	\$368,365.15
Speech Therapy	\$147,783.95
Personal Care	\$3,624.96
SBMH	\$ 0.00
EPSDT	\$27,474.06
Audiology	\$ 0.00
Direct Funds	\$582,036.69
Medicaid Rate	88.30%
ARMAC Total	\$1,021,814.20

Total Reimbursement for FY 2024

\$1,603,850.89

*Differences in the combined totals of service areas and Direct Funds Total is due to co-pay deductions



2024 School-Based Medicaid Profile

Vilonia

2307

ADM	2,908
Physical Therapy	\$8,901.84
Occupational Therapy	\$28,872.32
Speech Therapy	\$39,189.59
Personal Care	\$ 0.00
SBMH	\$ 0.00
EPSDT	\$7,210.82
Audiology	\$ 67.24
Direct Funds	\$81,835.01
Medicaid Rate	86.00%
ARMAC Total	\$154,557.58

.....

Total Reimbursement for FY 2024

\$236,392.59

*Differences in the combined totals of service areas and Direct Funds Total is due to co-pay deductions



2024 School-Based Medicaid Profile

Viola 2503

ADM	374
Physical Therapy	\$2,422.00
Occupational Therapy	\$1,193.14
Speech Therapy	\$10,705.34
Personal Care	\$ 0.00
SBMH	\$ 0.00
EPSDT	\$ 0.00
Audiology	\$ 0.00
Direct Funds	\$13,968.80
Medicaid Rate	93.69%
ARMAC Total	\$13,737.85

Total Reimbursement for FY 2024

\$27,706.65

*Differences in the combined totals of service areas and Direct Funds Total is due to co-pay deductions



2024 School-Based Medicaid Profile

Waldron

6401


ADM	1,346
Physical Therapy	\$14,244.80
Occupational Therapy	\$15,033.60
Speech Therapy	\$6,576.00
Personal Care	\$ 0.00
SBMH	\$ 0.00
EPSDT	\$ 0.00
Audiology	\$ 0.00
Direct Funds	\$35,854.40
Medicaid Rate	100.00%
ARMAC Total	\$94,815.96

.....

Total Reimbursement for FY 2024

\$130,670.36

*Differences in the combined totals of service areas and Direct Funds Total is due to co-pay deductions



2024 School-Based Medicaid Profile

Warren


0602

ADM	1,424
Physical Therapy	\$5,578.68
Occupational Therapy	\$51,843.12
Speech Therapy	\$33,516.34
Personal Care	\$ 0.00
SBMH	\$ 0.00
EPSDT	\$2,501.14
Audiology	\$ 0.00
Direct Funds	\$92,919.28
Medicaid Rate	100.00%
ARMAC Total	\$103,962.54

.....
Total Reimbursement for FY 2024

\$196,881.82

*Differences in the combined totals of service areas and Direct Funds Total is due to co-pay deductions



2024 School-Based Medicaid Profile

Watson Chapel

3509

ADM	1,705
Physical Therapy	\$ 0.00
Occupational Therapy	\$29,556.80
Speech Therapy	\$36,097.74
Personal Care	\$ 0.00
SBMH	\$ 0.00
EPSDT	\$1,692.38
Audiology	\$ 0.00
Direct Funds	\$66,996.92
Medicaid Rate	100.00%
ARMAC Total	\$64,509.57

.....

Total Reimbursement for FY 2024

\$131,506.49

*Differences in the combined totals of service areas and Direct Funds Total is due to co-pay deductions



2024 School-Based Medicaid Profile

West Fork

7208

ADM	778
Physical Therapy	\$1,328.58
Occupational Therapy	\$3,350.34
Speech Therapy	\$6,381.08
Personal Care	\$ 0.00
SBMH	\$ 0.00
EPSDT	\$1,343.12
Audiology	\$ 0.00
Direct Funds	\$11,683.12
Medicaid Rate	82.71%
ARMAC Total	\$43,285.64

Total Reimbursement for FY 2024

\$54,968.76

*Differences in the combined totals of service areas and Direct Funds Total is due to co-pay deductions



2024 School-Based Medicaid Profile


West Memphis 1803

ADM	4,590
Physical Therapy	\$45,084.49
Occupational Therapy	\$84,694.02
Speech Therapy	\$90,164.78
Personal Care	\$ 0.00
SBMH	\$ 0.00
EPSDT	\$8,141.48
Audiology	\$ 0.00
Direct Funds	\$226,974.77
Medicaid Rate	99.75%
ARMAC Total	\$202,179.85

Total Reimbursement for FY 2024

\$429,154.62

*Differences in the combined totals of service areas and Direct Funds Total is due to co-pay deductions



2024 School-Based Medicaid Profile

West Side - Greer's Ferry 1204

ADM	467
Physical Therapy	\$13,541.24
Occupational Therapy	\$32,407.36
Speech Therapy	\$76,699.18
Personal Care	\$ 0.00
SBMH	\$ 0.00
EPSDT	\$1,132.26
Audiology	\$ 0.00
Direct Funds	\$122,210.04
Medicaid Rate	91.89%
ARMAC Total	\$31,555.99

Total Reimbursement for FY 2024

\$153,766.03

*Differences in the combined totals of service areas and Direct Funds Total is due to co-pay deductions



2024 School-Based Medicaid Profile

Western Yell 7509

ADM	290
Physical Therapy	\$9,732.44
Occupational Therapy	\$15,351.58
Speech Therapy	\$56,807.44
Personal Care	\$ 0.00
SBMH	\$ 0.00
EPSDT	\$1,580.08
Audiology	\$ 0.00
Direct Funds	\$82,431.54
Medicaid Rate	91.61%
ARMAC Total	\$23,733.05

Total Reimbursement for FY 2024	\$106,164.59
--	---------------------

*Differences in the combined totals of service areas and Direct Funds Total is due to co-pay deductions



2024 School-Based Medicaid Profile

Western/Guy Fenter ESC

2420

ADM

Physical Therapy

\$ 556.80

Occupational Therapy

\$2,443.10

Speech Therapy

\$112,722.61

Personal Care

\$ 0.00

SBMH

\$ 0.00

EPSDT

\$ 0.00

Audiology

\$ 0.00

Direct Funds

\$112,608.51

Medicaid Rate

96.29%


ARMAC Total

\$62,929.82

Total Reimbursement for FY 2024

\$175,538.33

*Differences in the combined totals of service areas and Direct Funds Total is due to co-pay deductions



2024 School-Based Medicaid Profile

Westside (Jonesboro) 1602

ADM	1,791
Physical Therapy	\$23,055.10
Occupational Therapy	\$47,119.10
Speech Therapy	\$45,722.18
Personal Care	\$ 0.00
SBMH	\$ 0.00
EPSDT	\$4,498.80
Audiology	\$ 0.00
Direct Funds	\$118,525.18
Medicaid Rate	89.56%
ARMAC Total	\$85,984.23

Total Reimbursement for FY 2024

\$204,509.41

*Differences in the combined totals of service areas and Direct Funds Total is due to co-pay deductions



2024 School-Based Medicaid Profile

Westside-Coal Hill

3606

ADM	593
Physical Therapy	\$29,317.04
Occupational Therapy	\$68,986.04
Speech Therapy	\$3,614.83
Personal Care	\$ 0.00
SBMH	\$ 0.00
EPSDT	\$4,163.64
Audiology	\$ 0.00
Direct Funds	\$105,861.55
Medicaid Rate	100.00%
ARMAC Total	\$55,769.94

Total Reimbursement for FY 2024

\$161,631.49

*Differences in the combined totals of service areas and Direct Funds Total is due to co-pay deductions



2024 School-Based Medicaid Profile

Westwind School for Performing Arts 6063

ADM	87
Physical Therapy	\$ 0.00
Occupational Therapy	\$ 0.00
Speech Therapy	\$ 0.00
Personal Care	\$ 0.00
SBMH	\$ 0.00
EPSDT	\$ 0.00
Audiology	\$ 0.00
Direct Funds	\$ 0.00
Medicaid Rate	98.27%
ARMAC Total	\$2,823.51

Total Reimbursement for FY 2024	\$2,823.51
--	-------------------

*Differences in the combined totals of service areas and Direct Funds Total is due to co-pay deductions



2024 School-Based Medicaid Profile

White County Central


7304

ADM	823
Physical Therapy	\$24,511.28
Occupational Therapy	\$36,116.62
Speech Therapy	\$64,694.68
Personal Care	\$ 0.00
SBMH	\$ 0.00
EPSDT	\$4,853.92
Audiology	\$ 0.00
Direct Funds	\$129,276.50
Medicaid Rate	93.50%
ARMAC Total	\$37,300.16

Total Reimbursement for FY 2024

\$166,576.66

*Differences in the combined totals of service areas and Direct Funds Total is due to co-pay deductions



2024 School-Based Medicaid Profile

White Hall

3510

ADM	3,051
Physical Therapy	\$14,866.84
Occupational Therapy	\$51,071.34
Speech Therapy	\$61,450.11
Personal Care	\$ 0.00
SBMH	\$ 0.00
EPSDT	\$10,500.10
Audiology	\$ 0.00
Direct Funds	\$136,608.39
Medicaid Rate	100.00%
ARMAC Total	\$186,369.69

Total Reimbursement for FY 2024

\$322,978.08

*Differences in the combined totals of service areas and Direct Funds Total is due to co-pay deductions



2024 School-Based Medicaid Profile

Wilbur D. Mills ESC

7320

ADM

Physical Therapy \$ 0.00

Occupational Therapy \$14,208.18

Speech Therapy \$236,870.44

Personal Care \$ 0.00

SBMH \$ 0.00

EPSDT \$ 0.00

Audiology \$ 0.00

Direct Funds \$246,828.62

Medicaid Rate 85.82%

ARMAC Total \$67,726.19

Total Reimbursement for FY 2024

\$314,554.81

*Differences in the combined totals of service areas and Direct Funds Total is due to co-pay deductions



2024 School-Based Medicaid Profile

Wonderview 1505

ADM	433
Physical Therapy	\$3,482.40
Occupational Therapy	\$22,954.82
Speech Therapy	\$80,394.42
Personal Care	\$ 0.00
SBMH	\$ 0.00
EPSDT	\$2,758.36
Audiology	\$ 0.00
Direct Funds	\$105,750.00
Medicaid Rate	92.86%
ARMAC Total	\$27,524.73

Total Reimbursement for FY 2024

\$133,274.73

*Differences in the combined totals of service areas and Direct Funds Total is due to co-pay deductions



2024 School-Based Medicaid Profile


Woodlawn 1304

ADM	576
Physical Therapy	\$1,059.08
Occupational Therapy	\$4,881.68
Speech Therapy	\$15,053.64
Personal Care	\$ 0.00
SBMH	\$ 0.00
EPSDT	\$ 919.34
Audiology	\$ 0.00
Direct Funds	\$21,913.74
Medicaid Rate	66.42%
ARMAC Total	\$22,830.23

Total Reimbursement for FY 2024

\$44,743.97

*Differences in the combined totals of service areas and Direct Funds Total is due to co-pay deductions



2024 School-Based Medicaid Profile

Wynne

1905

ADM	2,401
Physical Therapy	\$98,191.34
Occupational Therapy	\$128,216.86
Speech Therapy	\$65,371.36
Personal Care	\$ 0.00
SBMH	\$ 0.00
EPSDT	\$10,262.80
Audiology	\$ 0.00
Direct Funds	\$300,839.70
Medicaid Rate	85.10%
ARMAC Total	\$165,056.05

Total Reimbursement for FY 2024

\$465,895.75

*Differences in the combined totals of service areas and Direct Funds Total is due to co-pay deductions



2024 School-Based Medicaid Profile

Yellville-Summit

4502

ADM	963
Physical Therapy	\$60,953.66
Occupational Therapy	\$104,061.56
Speech Therapy	\$9,946.00
Personal Care	\$4,948.48
SBMH	\$ 0.00
EPSDT	\$2,202.36
Audiology	\$ 0.00
Direct Funds	\$181,552.06
Medicaid Rate	100.00%
ARMAC Total	\$62,859.45

Total Reimbursement for FY 2024

\$244,411.51

*Differences in the combined totals of service areas and Direct Funds Total is due to co-pay deductions