

SECOND GRADE

FIREARMS SAFETY

Lesson Plan & Teacher Guide

THEME: Practicing Safe Choices (Prevention)

TOPIC	DESCRIPTION	MATERIALS	TIME
PART 1: Review of the Safety Steps	Students review and recite the safety steps: Treat every gun as real and loaded. NO! Don't touch! Tell an adult. Students explain what each step means and complete a brief coloring activity to reinforce the concepts.	Safety Steps Poster; Safety Steps Slide Deck (optional); Coloring Sheet (optional)	5-10 minutes
PART 2: "Firearms Heritage & Use" Video	Students watch the "Firearms Heritage & Use" video to learn who may have firearms (e.g., police officers, military, hunters) and why trained adults use and store firearms responsibly. Students can also complete an optional worksheet identifying community helpers who might carry firearms responsibly. Focus remains on safety, responsibility and adult-only access.	"Firearms Heritage & Use" Video; Community Helpers Worksheet (optional)	10-15 minutes
PART 3: Knowledge Check: Safety Fun Worksheet	Students complete a simple knowledge check answering questions about community helpers who might carry firearms vs. those who do not. Students also answer questions about whom they would tell if they saw something unsafe.	Safety Fun Worksheet	10-15 minutes
PART 4: Storytime: "Uncle Ray's Kitchen"	Teacher reads "Uncle Ray's Kitchen" Story. Students answer comprehension questions such as: "Why do we treat every gun as real?," "Why shouldn't we touch it?" and "Whom do we tell?" Students apply the steps to the situation in the story.	"Uncle Ray's Kitchen" Story; Maze Worksheet	15-20 minutes
PART 5: Safety Pledge	Students read and repeat the Safety Pledge with the class, committing to follow the safety steps and tell a trusted adult if they ever see something unsafe.	Safety Pledge	5 minutes

PART 1

Review of the Safety Steps (5-10 minutes)

NEED: Safety Steps Poster; Safety Steps Slide Deck (optional); Coloring Sheet (optional)

TEACHER: Welcome, class! Today we're practicing how to make safe choices. We've learned the safety steps before, but as we get older, it's even more important to understand why they help keep us safe.

DISPLAY the **Safety Steps Poster** (with optional **Safety Steps Slide Deck**).


REINFORCE THE SAFETY STEPS:

- 1 Treat every gun as real and loaded.** Even if a gun looks like a toy or looks old or like part of a collection, we always treat it as real and ready to fire. That takes caution and respect.
- 2 NO! Don't touch!** We never, ever touch a firearm without a trusted adult.
- 3 Tell an adult.** If we see a firearm, we find or contact a trusted grown-up right away and tell him or her exactly what we saw.

ACTIVITY: Let's say the three safety steps together with confidence: "Treat every gun as real and loaded. NO! Don't touch! Tell an adult!" Great job!

We also have an optional **Coloring Sheet** that helps remind us of the three safety steps. You may work on it here or at home.

If you find a gun, DON'T TOUCH IT! Find and tell a trusted adult right away.



PART 2

“Firearms Heritage & Use” Video (10-15 minutes)

NEED: “Firearms Heritage & Use” Video; Community Helpers Worksheet (optional)

TEACHER: We’re going to watch a short video. It explains that many people in our country – about 1 in 3 Americans – own a firearm! Because firearms are common, we need to understand more about how, where, when and why adults use them safely and responsibly.

- Watch the **“Firearms Heritage & Use” Video** (3:27). This video covers why adults might own firearms, including for:
 - **Work.** Police and military use firearms to protect citizens.
 - **Recreation and competition.** Firearms can be used for fun in sports or competition, such as in the Steel Challenge.
 - **Collection.** Some people collect firearms because of their history or legacy.
 - **Hunting.** Firearms are often used in this tradition for both sport and food.
 - **Defense.** Many people choose firearms as tools to protect family and loved ones.

DISCUSSION: This video shows that firearms are tools for many responsible adults and community helpers. Some adults even use firearms for their jobs. Our job as students is to stay safe – and to let the trained adults handle firearms.

Here is an optional **Community Helpers Worksheet** that helps remind us of who these trained adults may be. You may work on it here or at home.

PART 3

Knowledge Check: Safety Fun Worksheet (10-15 minutes)

NEED: Safety Fun Worksheet

TEACHER: Now, let’s see what you’ve learned! We’re going to do a **Safety Fun Worksheet** together.

ACTIVITY: Distribute the **Safety Fun Worksheet**.

SAMPLE QUESTIONS:

- **Why would a game warden carry a firearm for work?**
Answer: He or she might carry a firearm to help keep animals safe and protect people.

- What should you do if you see a firearm and no adult is around?

Answer: Stop, don't touch, and contact or tell an adult.


- Who is a trusted adult you can talk to?

Answer: You could tell a teacher, parent, police officer, game warden, etc.

PART 4

Storytime: "Uncle Ray's Kitchen" (15-20 minutes)

NEED: "Uncle Ray's Kitchen" Story; Maze Worksheet; Maze Solution

 **TEACHER:** I'm going to read a story about three friends – Liam, Jonah and Maya. They went inside for a water break and found something they didn't expect.

- Read "**Uncle Ray's Kitchen**" Story to the class.
- Sample discussion questions:
 - **When Jonah wanted to pick up the gun to see if it was a "fancy model," what did Maya do?**
Answer: She stopped him and reminded him of the safety steps.
 - **Whom did the children call when they couldn't find Uncle Ray?**
Answer: Maya called her mom, who lived close by.
 - **Where did Uncle Ray put the firearm once he realized his mistake?**
Answer: He put it in his holster so he could take it back to his safe.


TEACHER: To remind us where firearms should be stored, we also have a **Maze Worksheet** for you to complete either here or at home. On this worksheet, you'll see a firearm at the start. Your job is to lead that firearm all the way to the safe in the middle.

*Teacher note: Use the provided **Maze Solution** to help any students who get stuck.*

PART 5

The Safety Pledge (5 minutes)

NEED: Safety Pledge

 **TEACHER:** To end our lesson, let's review our **Safety Pledge** to show that we're committed to being smart and safe. We're going to say it together and then sign it.

RECITE:

I know that guns are not toys.

I will remember and use the safety steps:

- 1** Treat every gun as real and loaded.
- 2** NO! Don't touch!
- 3** Tell an adult.

If I ever see a gun or something that looks like one, I will tell a trusted grown-up.

I pledge to treat all firearms with caution and respect.

I will choose to be safe!

TEACHER: Great job, Safety Superheroes! You can take your worksheets and your pledges home to show your families what you learned today.

***LANGUAGE NOTE:** *In this guide, the terms "gun" and "firearm" are used interchangeably. While "firearm" is often the more technical or legal term, "gun" is commonly used in everyday language. Both terms refer to the same category of devices, and the choice of wording is intended to support clarity, consistency and accessibility for learners.*

If you find a gun, DON'T TOUCH IT! Find and tell a trusted adult right away.



WE'D LOVE TO HEAR YOUR THOUGHTS!
Scan the code to take a brief survey.



FIREARMS SAFETY


FOR KIDS

LEARN TO STAY SAFE!

WHAT TO DO WHEN YOU SEE A FIREARM:

1 TREAT EVERY GUN AS REAL AND LOADED.

It's **NOT** a toy!



NO! DON'T TOUCH!

Leave it alone!

2

3 TELL AN ADULT.

Find a trusted grown-up fast!



NEVER PLAY WITH GUNS!

© 2026. All rights reserved. Materials adapted from *Children's Firearms & Safety Fundamentals* by Dr. Beth Alcazar, Ed.D.; developed in collaboration with and licensed for educational use only to the Arkansas Game & Fish Commission and the Arkansas Department of Education. No reproduction without permission.

**If you find a gun, don't touch it!
Find and tell a trusted adult right away.**



© 2026. All rights reserved. Materials adapted from *Children's Firearms & Safety Fundamentals* by Dr. Beth Alcazar, Ed.D.; developed in collaboration with and licensed for educational use only to the Arkansas Game & Fish Commission and the Arkansas Department of Education. No reproduction without permission.

COMMUNITY HELPERS WHO MAY CARRY A GUN

Circle the people who may carry
a firearm as part of their jobs.



COMMERCIAL AIRLINE PILOT




POSTAL WORKER



**ARMED FORCES
SERVICEMEMBER**



BIOLOGIST



POLICE OFFICER



GAME WARDEN

SAFETY FUN!

Circle the letter next to the best answer for each question.

1 Why would a game warden carry a gun at work?

- A) To keep animals safe and protect people if danger happens
- B) To play games outside
- C) Because everyone has to carry one



2 Why do police officers carry guns?

- A) To help keep communities safe and protect people from danger
- B) To show their friends
- C) To use during lunch



3 True or False? Guns are carried only by police officers.

- A) True
- B) False

4 How many Americans own guns?

- A) 10 Americans
- B) 100 Americans
- C) Millions of Americans



5 Why do soldiers need to carry guns?

- A) To protect our country and keep people safe during dangerous situations
- B) To decorate their uniforms
- C) To play pretend outside

6 What should you do if you see a gun when an adult is not around?

- A) Stop, don't touch it, leave the area and tell an adult
- B) Pick it up and look at it
- C) Show your friends

7 Which one of these is a safe helper you can always talk to if you see something dangerous?

- A) A pet
- B) A trusted adult such as a teacher, parent or game warden
- C) A stranger you don't know



8 True or False? People own guns for recreation, competition, hunting, defense and even collecting.

- A) True
- B) False



SAFETY FUN!

Circle the letter next to the best answer for each question.

1 Why would a game warden carry a gun at work?

- A) To keep animals safe and protect people if danger happens
- B) To play games outside
- C) Because everyone has to carry one



2 Why do police officers carry guns?

- A) To help keep communities safe and protect people from danger
- B) To show their friends
- C) To use during lunch



3 True or False? Guns are carried only by police officers.

- A) True
- B) False

4 How many Americans own guns?

- A) 10 Americans
- B) 100 Americans
- C) Millions of Americans



5 Why do soldiers need to carry guns?

- A) To protect our country and keep people safe during dangerous situations
- B) To decorate their uniforms
- C) To play pretend outside

6 What should you do if you see a gun when an adult is not around?

A) Stop, don't touch it, leave the area and tell an adult

B) Pick it up and look at it

C) Show your friends

7 Which one of these is a safe helper you can always talk to if you see something dangerous?

A) A pet

B) A trusted adult such as a teacher, parent or game warden

C) A stranger you don't know



8 True or False? People own guns for recreation, competition, hunting, defense and even collecting.

A) True

B) False



“UNCLE RAY’S KITCHEN”

Liam, Jonah and Maya had been playing tag in the warm afternoon sunshine for almost an hour. The three friends loved spending Saturdays together – climbing trees, shooting hoops and inventing silly challenges that made them laugh until their sides hurt.

But today was extra hot, and soon they were all out of breath.

“Water break!” Jonah called, wiping sweat from his forehead.

“My Uncle Ray said we could go inside anytime,” Liam added, pointing to the house across from the park. “Come on! We can grab some water from his kitchen.”


The three dashed up the porch steps and pushed open the screen door. The house was quiet. They didn’t know that Uncle Ray had stepped into the garage a few minutes earlier to fix his lawnmower. He had earbuds in and couldn’t hear a thing.

As the kids walked toward the kitchen table, Maya stopped suddenly. “Guys, hold on...” Her voice dropped to a whisper.

Sitting in the middle of the wooden table – plain as day – was a firearm.

Jonah blinked. “Is that real?”

Liam leaned forward a little. “Maybe ... maybe it’s just one of those fancy models Uncle Ray collects.”



“Or maybe it’s just a fake gun,” Jonah said as he reached out his hand as though he might pick it up. “I wanna see—”

“NO!” Maya gasped. “Remember the safety steps!”

Jonah froze. His fingers were just inches from the firearm. He pulled his hand back slowly.

Maya took a deep breath, the words she had memorized coming back to her clearly:

“ **Treat every gun as real and loaded.**
NO! Don’t touch! Tell an adult. ”

Liam nodded quickly. "Right. Right! Even if we *think* it could be a toy, or we don't know, we have to treat it like it's real. And we need to tell someone. This shouldn't just be sitting here like that."

Jonah's eyes widened. "But Uncle Ray isn't here. Who do we tell?"

They all looked around. *No footsteps. No humming. No clanking tools. Nothing.* They didn't know that Uncle Ray was in the garage with his earbuds in, completely unaware.

"My older brother's home," Liam said.

Jonah shook his head. "Nah. We really need a trusted grown-up," he said firmly. "And someone we can reach *right* now."

"My mom's home," Maya announced, pulling her phone from her pocket. "She said I can always call her if I need something or if something doesn't feel right."

She tapped the screen and took a deep breath. Liam and Jonah huddled close as they waited. "What should I say?" Maya suddenly gasped, realizing that this was not a conversation her mom would be expecting.

Liam shrugged. "Just the truth. The facts, I guess? We found a gun. We didn't touch it."

"Mom?" Maya said when the call connected. "We're at Liam's uncle's house. We came in for some water, and ... we found a gun on the kitchen table. We didn't touch it. We're all standing far away. We don't know where Uncle Ray is. Can you please come help?"

Her mom's voice was calm but firm: "Good job calling me, honey. Just stay there, and don't touch it. I'll be right over."

Within minutes, Maya's mom walked through the door. She spotted the firearm on the table, still untouched exactly where the kids had seen it. She let out a breath of relief when she saw the three children standing safely across the room.

"I'm so proud of all of you," she said. "You followed every safety rule."

Just then, Uncle Ray emerged from the garage, dirt smeared on his sweaty face and earbuds still plugged in his ears. His eyes went wide when he saw everyone ... and when he followed their gazes to the firearm he had accidentally left out on the table.

"Oh no," he muttered quietly. "Kids, I'm so sorry. I got distracted with my lawnmower this morning. I thought I put that gun away. And I didn't expect any visitors today." He looked at each one of them, saying sincerely, "Thank you for not touching it. Thank you for being safe."

Maya saw the concern on his face and said, "We know that guns aren't toys. And we learned to be cautious and safe."



**...we found
a gun on the
kitchen table.**

Liam said, “Yes, sir. We didn’t touch the gun. And when we didn’t see you, Maya called her mom to help.”

Uncle Ray nodded gratefully and hugged his nephew to his side. “Those are the smartest words I’ve heard all day.” He wiped off his hands on the towel he’d slung over his shoulder, carefully retrieved the firearm from the table and put it in a holster that was on his right hip. “I’m going to take this back to my safe,” he said.

The kids smiled – nervous smiles at first – but soon relaxed, proud of the choice they had made together.

“Now,” Maya’s mom said, “how about that water break?”

The three friends laughed, suddenly thirsty again, and followed her to the sink. As they filled their cups with cold water, Jonah uncomfortably whispered, “I guess I almost forgot the safety steps...”

“And that’s why we practice them,” Liam quickly replied.

Maya nodded. “So that if anything surprising ever happens, we know exactly what to do.”

The three friends clinked their plastic cups together: thankful, safe and a little wiser than before.

QUESTIONS

- 1** **What were the three friends doing before they went inside the house?**
They were playing outside: running, playing tag and having fun.
- 2** **What did the kids find on the kitchen table?**
They found a firearm (a gun).
- 3** **Why did the friends stop and NOT touch the object they saw?**
Because they remembered the three safety steps, which include not touching a gun.
- 4** **Which friend remembered the safety steps?**
Maya remembered the rules.
- 5** **What are the three safety steps?**
1) Treat every gun as real and loaded. 2) NO! Don’t touch! 3) Tell an adult.
- 6** **Why is it important to treat every firearm as if it’s real and loaded?**
Because treating guns safely keeps everyone from getting hurt.
- 7** **Whom did the children decide to call when they couldn’t find an adult?**
They called Maya’s mom.

- 8** Did the kids make a safe choice? Why or why not?
Yes. They didn't touch the gun, stayed away from it and told a trusted adult.
- 9** How did the adults react when they found out what the kids had done?
They were proud and thankful that the kids had followed the rules and stayed safe.
- 10** What should YOU do if you see a gun or something that looks like one?
Stay away and tell a trusted grown-up right away.

YES/NO or THUMBS-UP QUESTIONS

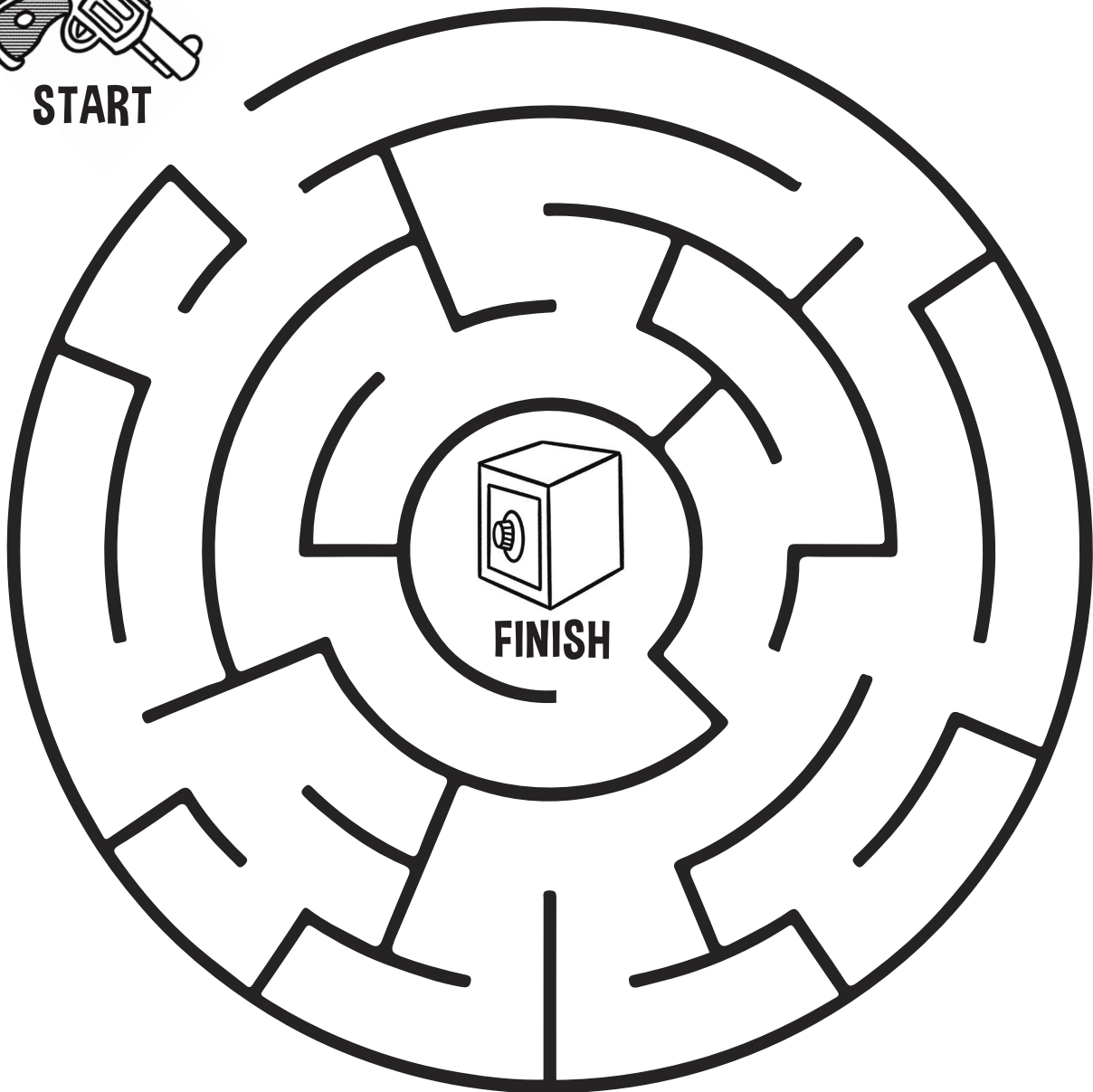
- 11** Should kids ever touch a firearm if an adult isn't there? **NO**
- 12** Is it OK to assume a gun is a toy if it looks fake? **NO**
- 13** Is calling a trusted grown-up a safe thing to do? **YES**
- 14** Can real firearms sometimes look like toys? **YES**
- 15** Are the safety steps important to remember all of the time? **YES**

OPEN-ENDED, DISCUSSION-FRIENDLY QUESTIONS

- 16** How did the kids work together to stay safe?
They listened to each other, backed away from the gun and agreed to get help.
- 17** How do you think Jonah felt when Maya reminded him of the rules?
He might have felt a bit embarrassed – but also glad that she had helped him stay safe.
- 18** Why do you think Uncle Ray was grateful later?
Because the kids hadn't touched the gun he had accidentally left out. Everyone had stayed safe.
- 19** Where should Uncle Ray's firearm have been?
The gun should have been with Uncle Ray at all times or locked up in a safe where no one else could get to it except him. Adults are responsible for safe storage.
- 20** What did the kids realize at the end of the story?
They realized the importance of remembering, practicing and following the safety steps.

MAZE

DIRECTIONS: Get through the maze so you can put the firearm in the safe.



SAFETY PLEDGE

I KNOW THAT GUNS ARE NOT TOYS.

I will remember and use the safety steps:

- 1 Treat every gun as real and loaded.**
- 2 NO! Don't touch!**
- 3 Tell an adult.**

If I ever see a gun or something that looks like one, I will tell a trusted grown-up.

I pledge to treat all firearms with caution and respect.

I will choose to be safe!

NAME



FIREARMS SAFETY STEPS

What Is Safety?

Firearms Safety Steps

Knowledge in Action

Conclusion



What Is Safety?



- Safety is IMPORTANT!
- You need to be safe wherever you are:
 - Home
 - School
 - Church
 - Stores
 - Parks
 - Even unfamiliar locations
- But what does it mean to be safe?

What Is Safety?



Safety can mean:

- Knowing your surroundings
- Being careful
- Having protection (or a protector)
- Staying alert and attentive
- Avoiding harm
- Avoiding danger
- Keeping yourself and others from accident or injury

Firearms Safety Steps

Now let's learn how to be safe around firearms.

We will talk about each on its own, but for now, repeat and remember these three important safety steps:

- **Treat every gun as real and loaded.**
- **NO! Don't touch!**
- **Tell an adult.**

FIREARMS SAFETY FOR KIDS

LEARN TO STAY SAFE!

WHAT TO DO WHEN YOU SEE A FIREARM:

1 TREAT EVERY GUN AS REAL AND LOADED.

It's **NOT** a toy!



NO! DON'T TOUCH!

Leave it alone!

2

3 TELL AN ADULT.
Find a trusted grown-up fast!



NEVER PLAY WITH GUNS!

Treat every gun as real and loaded.

- This is a time to be **mindful** and **careful**.
- Many fake guns look real, and many real guns look fake.
- This can make things confusing, so it's best to treat every gun as real and loaded.
- Guns are to be **respected**. And to respect an item means to take it seriously and to leave it alone, especially when it doesn't belong to you.
- Since a gun in a home, at a place of work, in a car or in someone's hand MAY or MAY NOT be loaded, we want your brain to think that it IS loaded, every time.



No! Don't touch!



- Do **NOT** touch a gun if you see one or find one.
- You don't have to be scared of firearms, but you must remember that **they are not toys!**
- Unless a parent, a teacher or a responsible, trained adult has given you permission, do NOT touch any firearm.

Tell an adult.

- This is an important step to remember!
- You don't need to run away. But you don't want to cause trouble or hurt yourself or another person.
- It's best to **have a plan** to follow in case you do happen upon a gun.
- And that plan is simple: Find or contact a **trusted adult** (a parent, teacher, neighbor, babysitter, older family member, law enforcement officer, etc.) and let him or her know, right away!



Conclusion

- You now know the basics for firearms safety and accident prevention.
- You've started to build a foundation for being safe!
- Remember to use the safety steps in your life – all the time and wherever you go – to be safe around guns ... and more.