

## THIRD GRADE

# FIREARMS SAFETY

## Lesson Plan & Teacher Guide

**THEME:** Respect, Safe Decision-Making and Understanding Safe vs. Unsafe Situations (Prevention)

TOPIC	DESCRIPTION	MATERIALS	TIME
<b>PART 1:</b> Review of the Safety Steps & Safety Pledge	Students review and recite the safety steps: <b>Treat every gun as real and loaded. NO! Don't touch! Tell an adult.</b> Teacher leads a brief discussion of what each step means in real life. Students read or repeat the Safety Pledge and sign it.	Safety Steps Poster; Safety Steps Slide Deck (optional); Safety Pledge	10-15 minutes
<b>PART 2:</b> Firearms & Personal Safety	Teacher presents a Firearms & Personal Safety Slide Deck explaining basic safety concepts: guns are tools for trained adults; kids must never touch guns; real life is different from TV, movies and games; and responsible adults use training and safe storage (to keep guns out of reach, locked and accessible only to trained adults). Reinforces that kids protect themselves by using the safety steps.	Firearms & Personal Safety Slide Deck; Maze Worksheet; Maze Solution; Community Helpers Worksheet (optional)	15-20 minutes
<b>PART 3:</b> Safe vs. Unsafe Choices	Students complete the Cut & Sort Activity to identify safe vs. unsafe behaviors (e.g., touching a gun, showing a friend something dangerous, keeping a secret, telling a trusted adult, walking away). Each answer reinforces the safety steps.	Cut & Sort Activity; Scissors	15-20 minutes
<b>PART 4:</b> Knowledge Check: Firearms Safety Worksheet	Students will complete a true/false Firearms Safety Worksheet to check their knowledge of the safety steps in real-life scenarios. Teacher leads brief discussion on each possible answer, reminding students of safe and responsible behavior around firearms.	Firearms Safety Worksheet	10 minutes

# PART 1

## Review of the Safety Steps (10-15 minutes)

**NEED:** Safety Steps Poster; Safety Steps Slide Deck (optional); Safety Pledge

**TEACHER:** Welcome, class! Today we're continuing our journey to become "Safety Superstars." As you get older, you have more freedom, which means you need to make even smarter choices to keep yourselves and your friends safe.

**DISPLAY** the **Safety Steps Poster** (with optional **Safety Steps Slide Deck**).

### REINFORCE THE SAFETY STEPS:

- 1 Treat every gun as real and loaded.** Even if a gun looks like a toy or looks old or like part of a collection, we always treat it as real and ready to fire. That means we treat firearms with caution and respect.
- 2 NO! Don't touch!** We never, ever handle a firearm. Only trusted adults should do so.
- 3 Tell an adult.** We need to find or contact a trusted grown-up immediately if we see a firearm anywhere: at home, at a friend's house or in our community.

**ACTIVITY:** Let's read through this **Safety Pledge** and sign it to show our commitment to being safe.

### READ THE PLEDGE:

A gun is a tool for trained adults, not kids.


I will remember and use the safety steps:

- 1 Treat every gun as real and loaded.**
- 2 NO! Don't touch!**
- 3 Tell an adult.**

If I ever see a gun — at home, at a friend's house or anywhere else — I will leave it alone and find a trusted adult right away.

I will help keep myself and others safe by using what I've learned.

***I pledge to treat all firearms with caution and respect.***



# PART 2

## Firearms & Personal Safety (15-20 minutes)

**NEED:** Firearms & Personal Safety Slide Deck; Maze Worksheet; Maze Solution; Community Helpers Worksheet (optional)

**TEACHER:** Now we're going to look at some important concepts about firearms.

**DISCUSSION:** You might see guns in video games, television shows or movies, but real life is very different.

- **Real life vs. media:** In movies, guns might seem like toys or "power ups," but in real life, they're tools that can be very dangerous if they're used the wrong way.
- **Purpose of firearms:** Responsible adults use firearms for specific reasons, such as protecting our country, helping to keep communities safe, and enjoying activities such as hunting and sports.
- **Responsible ownership:** Adults who own firearms go through special training and use safe storage – such as locking them in a safe – to make sure guns stay out of reach.

**TEACHER:** To remind us where firearms should be stored, we also have a **Maze Worksheet** for you to complete either here or at home. On this worksheet, you'll see a firearm at the start. Your job is to lead that firearm all the way to the safe in the middle.

**Teacher note:** Use the provided **Maze Solution** to help any students who get stuck.

**TEACHER:** We also have an optional **Community Helpers Worksheet** that helps remind us who the responsible adults may be. You may work on it here or at home.

# PART 3

## Safe vs. Unsafe Choices (15-20 minutes)

**NEED:** Cut & Sort Activity; Scissors

**TEACHER:** It's time to put your safety skills to the test. We're going to do a **Cut & Sort Activity** to see if you can identify safe versus unsafe behaviors.

**ACTIVITY:** Distribute the **Cut & Sort Activity** (and scissors); have students categorize statements into "SAFE" choices and "UNSAFE" choices.

## DISCUSSION:

- **SAFE choice example:** "Telling a trusted adult when you see something that looks like a firearm."
- **UNSAFE choice example:** "Touching something that looks like a gun just to 'check if it's real.'"
- **Peer pressure:** "What do you do if a friend tries to convince you it's OK to touch a firearm?"  
*Answer: Refuse and tell an adult.*

# PART 4

## Knowledge Check: Firearms Safety Worksheet (10 minutes)

**NEED:** Firearms Safety Worksheet

**TEACHER:** To wrap up our lesson today, we're going to complete a quick worksheet to make sure we're all ready to be "Safety Superstars."

- Highlights:
  - **"It's never OK to point a gun at someone, even as a joke."**  
*Answer: True. A firearm is NOT a toy, and pointing it at someone would be very unsafe.*
  - **"Keeping a gun a secret if I see one helps keep people safe."**  
*Answer: False. Secrets are dangerous in unsafe situations. Tell an adult right away.*
  - **"Guns should be stored locked and out of reach so that kids can't get to them."**  
*Answer: True. Keeping guns out of reach in a locked safe helps prevent accidents and keeps everyone safe.*

**TEACHER:** Excellent work today! Remember: Knowing what to do and making smart decisions helps keep you and everyone around you safe.

**\*LANGUAGE NOTE:** In this guide, the terms "gun" and "firearm" are used interchangeably. While "firearm" is often the more technical or legal term, "gun" is commonly used in everyday language. Both terms refer to the same category of devices, and the choice of wording is intended to support clarity, consistency and accessibility for learners.



**WE'D LOVE  
TO HEAR YOUR  
THOUGHTS!**

Scan the code to  
take a brief survey.

# FIREARMS SAFETY


FOR KIDS

LEARN TO STAY SAFE!

WHAT TO DO WHEN YOU SEE A FIREARM:

**1 TREAT EVERY GUN AS REAL AND LOADED.**

It's **NOT** a toy!



**NO! DON'T TOUCH!**

Leave it alone!

**2**

**3 TELL AN ADULT.**

Find a trusted grown-up fast!

**NEVER PLAY WITH GUNS!**



# SAFETY PLEDGE

**A GUN IS A TOOL FOR TRAINED ADULTS, NOT KIDS.**

I will remember and use the safety steps:

- 1 Treat every gun as real and loaded.**
- 2 NO! Don't touch!**
- 3 Tell an adult.**

If I ever see a gun — at home, at a friend's house or anywhere else — I will leave it alone and find a trusted adult right away. I will help keep myself and others safe by using what I've learned.

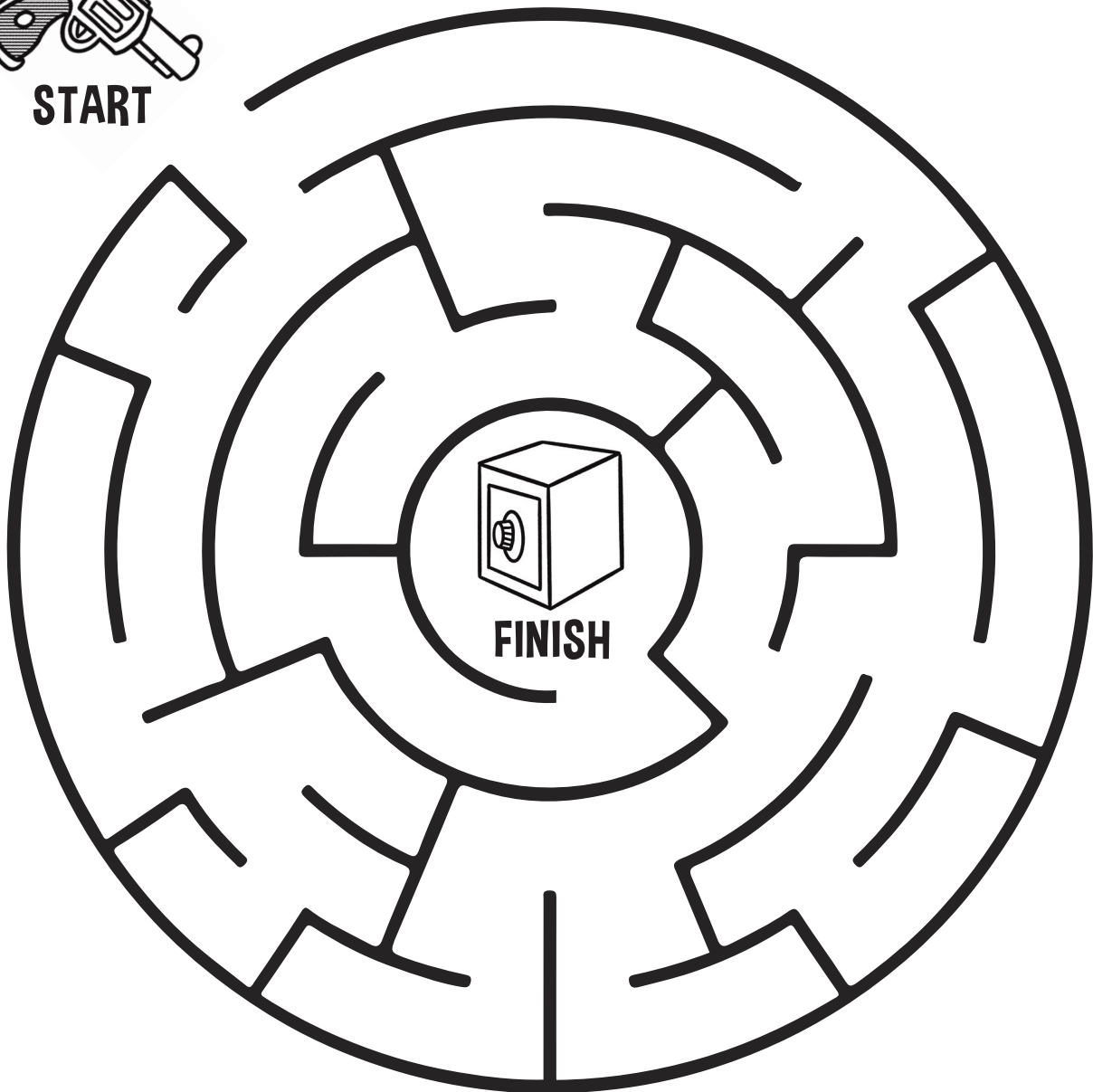
**I pledge to treat all firearms with caution and respect.**

\_\_\_\_\_  
**NAME**



# MAZE

**DIRECTIONS:** Get through the maze so you can put the firearm in the safe.





# COMMUNITY HELPERS WHO MAY CARRY A GUN

Circle the people who may carry  
a firearm as part of their jobs.



**COMMERCIAL AIRLINE PILOT**



**POSTAL WORKER**



**ARMED FORCES  
SERVICEMEMBER**



**BIOLOGIST**



**POLICE OFFICER**



**GAME WARDEN**

# FIREARMS SAFETY CUT & SORT ACTIVITY

**DIRECTIONS:** Read carefully! You're going to help us learn about making smart, safe choices when it comes to things that look like a gun.

- 1** CUT OUT each card below.
- 2** READ the statement.
- 3** THINK! Is this a SAFE or an UNSAFE choice?
- 4** DISCUSS with your group or class why you chose your answer.
- 5** GLUE or PLACE the card into the correct column on the sorting sheet page.

Telling a trusted adult when you see something that looks like a firearm	Keeping a gun locked up in a safe	Trying to pick up a gun and bring it to an adult
Walking away when a friend picks up something unsafe	Stopping a friend and reminding him or her to make a safe choice	Telling a trusted adult if someone dares you to touch something unsafe
Keeping it a secret when you find something that looks like a gun	Treating every gun as real and not touching it	Touching something that looks like a gun just to "check if it's real"
Leaving a gun where kids can see or reach it, even for a short time	Playing with a toy that a grown-up has checked and says is safe	Letting a friend convince you that touching a gun "just once" is OK

# SAFE

# UNSAFE

# **SAFE**

# **UNSAFE**

**Telling a trusted adult when you see something that looks like a firearm**

**Telling a trusted adult if someone dares you to touch something unsafe**

**Keeping it a secret when you find something that looks like a gun**

**Touching something that looks like a gun just to “check if it’s real”**

**Walking away when a friend picks up something unsafe**

**Treating every gun as real and not touching it**

**Leaving a gun where kids can see or reach it, even for a short time**

**Letting a friend convince you that touching a gun “just once” is OK**

**Keeping a gun locked up in a safe**

**Playing with a toy that a grown-up has checked and says is safe**

**Trying to pick up a gun and bring it to an adult**

**Stopping a friend and reminding him or her to make a safe choice**

# KNOWLEDGE CHECK: FIREARMS SAFETY

Hello, Safety Superstars! This knowledge check is about how to stay safe if you ever see something that looks like a gun. Remember to always put safety first!

Circle **TRUE** if the sentence is correct or **FALSE** if it's not correct.

- |          |   |      |       |
|----------|---|------|-------|
| <b>1</b> | If I see something that looks like a firearm, the safest thing to do is to leave it alone and tell a trusted adult. | TRUE | FALSE |
| <b>2</b> | It's OK to touch a gun if I think it isn't real or if it looks like a toy.  | TRUE | FALSE |
| <b>3</b> | Every gun should be treated as real and loaded until a trusted adult checks it.                                     | TRUE | FALSE |
| <b>4</b> | If a friend finds a gun and wants to show it to me, I should say "NO" and tell an adult right away.                 | TRUE | FALSE |
| <b>5</b> | Guns should be stored locked and out of reach so that kids can't get to them.                                       | TRUE | FALSE |
| <b>6</b> | Firearms seen on TV shows and in video games are safe to play with in real life.                                    | TRUE | FALSE |
| <b>7</b> | If I find a firearm at home or anywhere else, I should pick it up carefully and take it to an adult.                | TRUE | FALSE |

- |           |   |             |              |
|-----------|---|-------------|--------------|
| <b>8</b>  | <b>It's safe to aim or hold a gun even if I don't pull the trigger.</b>   | <b>TRUE</b> | <b>FALSE</b> |
| <b>9</b>  | <b>If I ever feel unsure, nervous or uncomfortable about something that looks like a firearm, I should stop and tell a trusted adult.</b> | <b>TRUE</b> | <b>FALSE</b> |
| <b>10</b> | <b>Keeping a gun a secret if I see one helps keep people safe.</b>  | <b>TRUE</b> | <b>FALSE</b> |
| <b>11</b> | <b>It's never OK to point a gun at someone, even as a joke.</b>   | <b>TRUE</b> | <b>FALSE</b> |
| <b>12</b> | <b>If a trusted adult checks an item and says it's just a toy, then it's safe to use the toy the way the adult says is OK.</b>            | <b>TRUE</b> | <b>FALSE</b> |
| <b>13</b> | <b>If a friend tells me to stop doing something unsafe, I should listen.</b>  | <b>TRUE</b> | <b>FALSE</b> |
| <b>14</b> | <b>A person can seriously hurt or kill another person if he or she misuses a firearm or does not handle it safely.</b>                    | <b>TRUE</b> | <b>FALSE</b> |
| <b>15</b> | <b>If someone dares me to touch something that looks like a gun, I should refuse and tell an adult.</b>                                   | <b>TRUE</b> | <b>FALSE</b> |

# KNOWLEDGE CHECK: FIREARMS SAFETY

Hello, Safety Superstars! This knowledge check is about how to stay safe if you ever see something that looks like a gun. Remember to always put safety first!

Circle **TRUE** if the sentence is correct or **FALSE** if it's not correct.

- 1** If I see something that looks like a firearm, the safest thing to do is to leave it alone and tell a trusted adult.  TRUE  FALSE

*TRUE.* This keeps you safe because adults know what to do.
- 2** It's OK to touch a gun if I think it isn't real or if it looks like a toy. TRUE  FALSE

*FALSE.* Every gun should be treated as real until an adult checks it.
- 3** Every gun should be treated as real and loaded until a trusted adult checks it.  TRUE  FALSE

*TRUE.* This is an important safety step to follow at all times.
- 4** If a friend finds a gun and wants to show it to me, I should say "NO" and tell an adult right away.  TRUE  FALSE

*TRUE.* This is the safest choice for everyone.
- 5** Guns should be stored locked and out of reach so that kids can't get to them.  TRUE  FALSE

*TRUE.* Keeping guns out of reach in a locked safe helps prevent accidents and keeps everyone safe.
- 6** Firearms seen on TV shows and in video games are safe to play with in real life. TRUE  FALSE

*FALSE.* TV and games are pretend; real guns are serious tools.
- 7** If I find a firearm at home or anywhere else, I should pick it up carefully and take it to an adult. TRUE  FALSE

*FALSE.* Do NOT touch it. Step away and tell an adult immediately.

- 8** It's safe to aim or hold a gun even if I don't pull the trigger. TRUE FALSE  
*FALSE.* Even touching a gun is unsafe.
- 9** If I ever feel unsure, nervous or uncomfortable about something that looks like a firearm, I should stop and tell a trusted adult. TRUE FALSE  
*TRUE.* This mindset keeps you safe because safety always comes first.
- 10** Keeping a gun a secret if I see one helps keep people safe. TRUE FALSE  
*FALSE.* Secrets are dangerous in unsafe situations. Tell an adult right away.
- 11** It's never OK to point a gun at someone, even as a joke. TRUE FALSE  
*TRUE.* A firearm is NOT a toy, and pointing it at someone would be very unsafe.
- 12** If a trusted adult checks an item and says it's just a toy, then it's safe to use the toy the way the adult says is OK. TRUE FALSE  
*TRUE.* Adults can tell the difference and keep you safe.
- 13** If a friend tells me to stop doing something unsafe, I should listen. TRUE FALSE  
*TRUE.* Friends can help protect each other.
- 14** A person can seriously hurt or kill another person if he or she misuses a firearm or does not handle it safely. TRUE FALSE  
*TRUE.* If someone is unsure or unsafe, he or she can do serious harm with a firearm.
- 15** If someone dares me to touch something that looks like a gun, I should refuse and tell an adult. TRUE FALSE  
*TRUE.* Peer pressure doesn't make unsafe actions safe.

# **FIREARMS SAFETY STEPS**

**What Is Safety?**

**Firearms Safety Steps**

**Knowledge in Action**

**Conclusion**



# What Is Safety?

---



- Safety is IMPORTANT!
- You need to be safe wherever you are:
  - Home
  - School
  - Church
  - Stores
  - Parks
  - Even unfamiliar locations
- But what does it mean to be safe?

# What Is Safety?

---



## Safety can mean:

- Knowing your surroundings
- Being careful
- Having protection (or a protector)
- Staying alert and attentive
- Avoiding harm
- Avoiding danger
- Keeping yourself and others from accident or injury

# Firearms Safety Steps

---

Now let's learn how to be safe around firearms.

We will talk about each on its own, but for now, repeat and remember these three important safety steps:

- **Treat every gun as real and loaded.**
- **NO! Don't touch!**
- **Tell an adult.**

## FIREARMS SAFETY FOR KIDS

**LEARN TO STAY SAFE!**

WHAT TO DO WHEN YOU SEE A FIREARM:

**1 TREAT EVERY GUN AS REAL AND LOADED.**

It's **NOT** a toy!



**NO! DON'T TOUCH!**

Leave it alone!

**2**

**3 TELL AN ADULT.**

Find a trusted grown-up fast!



**NEVER PLAY WITH GUNS!**

# Treat every gun as real and loaded.

---

- This is a time to be **mindful** and **careful**.
- Many fake guns look real, and many real guns look fake.
- This can make things confusing, so it's best to treat every gun as real and loaded.
- Guns are to be **respected**. And to respect an item means to take it seriously and to leave it alone, especially when it doesn't belong to you.
- Since a gun in a home, at a place of work, in a car or in someone's hand MAY or MAY NOT be loaded, we want your brain to think that it IS loaded, every time.



# No! Don't touch!

---



- Do **NOT** touch a gun if you see one or find one.
- You don't have to be scared of firearms, but you must remember that **they are not toys!**
- Unless a parent, a teacher or a responsible, trained adult has given you permission, do NOT touch any firearm.

# Tell an adult.

---

- This is an important step to remember!
- You don't need to run away. But you don't want to cause trouble or hurt yourself or another person.
- It's best to **have a plan** to follow in case you do happen upon a gun.
- And that plan is simple: Find or contact a **trusted adult** (a parent, teacher, neighbor, babysitter, older family member, law enforcement officer, etc.) and let him or her know, right away!



# Conclusion

---

- You now know the basics for firearms safety and accident prevention.
- You've started to build a foundation for being safe!
- Remember to use the safety steps in your life – all the time and wherever you go – to be safe around guns ... and more.